

2015 Men's JO Finals

Meet Results - Multi

May 5-10, 2015

Page: 1

Printed: 5/9/2015 7:27:18 PM

Men / 10 / 15 yrs

Session: 8J

Judge's Signatures

Rank	Num	Name/Gym								AA
1	1170	Joe Dixon Victory Gym Acad	Prelims	14.800	13.750	13.300	14.100	13.100	11.450	80.500
			Finals	14.400	12.550	13.800	14.300	13.100	12.050	80.200
				<u>Combined Total:</u>						<u>160.700</u>
2	1172	Benjamin Allins Gymnastics Olympica	Prelims	13.900	13.400	13.150	13.200	13.650	12.500	79.800
			Finals	14.200	13.600	13.100	13.950	13.050	12.600	80.500
				<u>Combined Total:</u>						<u>160.300</u>
3	1293	Alex Frack Parkettes-PA	Prelims	13.400	13.350	13.350	13.350	12.200	12.800	78.450
			Finals	14.150	14.300	13.450	13.100	13.400	13.400	81.800
				<u>Combined Total:</u>						<u>160.250</u>
4	1295	Alexander Kramer WOGA Frisco	Prelims	14.300	12.500	12.750	14.350	12.900	12.300	79.100
			Finals	14.450	12.300	12.900	14.400	12.950	12.700	79.700
				<u>Combined Total:</u>						<u>158.800</u>
5	1153	Cobey Pava Chicago Park	Prelims	13.650	13.450	13.200	13.550	13.500	11.000	78.350
			Finals	13.650	13.600	13.600	13.850	13.150	12.450	80.300
				<u>Combined Total:</u>						<u>158.650</u>
6T	1168	Colton Dee Danik Gymnastics	Prelims	13.900	13.400	13.450	13.000	13.350	12.500	79.600
			Finals	13.150	13.100	13.950	13.150	12.300	13.100	78.750
				<u>Combined Total:</u>						<u>158.350</u>
6T	1286	Josh Seltzer Buffalo Grove	Prelims	13.700	12.450	13.600	13.450	13.150	11.400	77.750
			Finals	13.950	13.550	14.000	13.900	13.200	12.000	80.600
				<u>Combined Total:</u>						<u>158.350</u>
8T	1152	Dominic Tommasone Premier Gym Acad	Prelims	13.600	11.850	12.550	13.800	13.100	12.400	77.300
			Finals	14.600	13.500	12.850	14.250	13.050	12.700	80.950
				<u>Combined Total:</u>						<u>158.250</u>
8T	1175	Henry Meeker MHG	Prelims	13.250	13.300	12.400	13.700	13.600	12.650	78.900
			Finals	13.650	12.050	13.100	14.200	13.450	12.900	79.350
				<u>Combined Total:</u>						<u>158.250</u>
10	1151	Max Diab Premier Gym Acad	Prelims	14.100	12.350	13.950	13.800	13.100	11.200	78.500
			Finals	13.850	12.400	14.350	14.500	12.950	11.300	79.350
				<u>Combined Total:</u>						<u>157.850</u>
11	1299	Ryan McVay Extreme Gym- CA	Prelims	13.600	13.450	13.600	13.400	12.600	11.100	77.750
			Finals	12.500	13.750	13.300	12.900	13.400	13.300	79.150
				<u>Combined Total:</u>						<u>156.900</u>
12	1145	Jacob Carlson Somersault Center	Prelims	12.300	13.100	13.800	12.800	13.900	12.250	78.150
			Finals	13.400	13.400	13.400	12.700	13.100	12.350	78.350
				<u>Combined Total:</u>						<u>156.500</u>
13	1173	Colin Schwartz Scamps Gymnastics	Prelims	13.200	13.600	12.300	13.100	13.100	12.400	77.700
			Finals	12.900	14.250	12.300	13.250	13.100	12.750	78.550
				<u>Combined Total:</u>						<u>156.250</u>

2015 Men's JO Finals

Meet Results - Multi

May 5-10, 2015

Page: 2

Printed: 5/9/2015 7:27:18 PM

Men / 10 / 15 yrs

Session: 8J

Rank	Num	Name/Gym								AA
14	1284	Zachary Peters Interactive Acad	Prelims Finals	13.650 14.400	12.600 12.950	13.250 13.700	14.750 15.050	11.050 12.050	10.700 11.650	76.000 79.800
				<u>Combined Total:</u>						<u>155.800</u>
15	1171	Angel Haro Payke Gym Acad	Prelims Finals	13.450 13.250	11.700 13.500	12.750 13.150	12.500 12.600	13.200 14.000	13.250 12.450	76.850 78.950
				<u>Combined Total:</u>						<u>155.800</u>
16	1165	Calvin Rasmussen Sky High Sports CTR	Prelims Finals	13.300 13.100	13.300 13.700	12.750 12.900	13.100 12.650	13.450 13.350	11.800 12.200	77.700 77.900
				<u>Combined Total:</u>						<u>155.600</u>
17	1303	Andrew Eng Swiss Turners Gym	Prelims Finals	13.100 12.500	13.050 11.750	13.750 14.200	12.500 12.900	13.550 13.300	12.000 12.250	77.950 76.900
				<u>Combined Total:</u>						<u>154.850</u>
18	1156	Nikita Potapov Oldsmar Boys Gym	Prelims Finals	13.950 13.350	13.200 13.300	12.550 12.700	13.100 13.050	13.250 13.750	11.750 10.800	77.800 76.950
				<u>Combined Total:</u>						<u>154.750</u>
19	1294	Nicolino DiBattista Upper Merion D&G CTR	Prelims Finals	13.300 12.800	13.150 12.600	11.600 12.400	13.050 13.250	13.100 13.700	12.550 12.950	76.750 77.700
				<u>Combined Total:</u>						<u>154.450</u>
20	1280	Tony Christopoulos USA Gym World	Prelims Finals	11.850 13.750	13.750 12.800	11.950 11.650	13.550 13.800	13.700 12.100	12.400 12.450	77.200 76.550
				<u>Combined Total:</u>						<u>153.750</u>
21	1169	Brandon Bzoskie Victory Gym Acad	Prelims Finals	13.600 13.550	12.950 12.950	12.850 13.350	11.950 11.850	12.750 12.800	12.200 12.750	76.300 77.250
				<u>Combined Total:</u>						<u>153.550</u>
22	1300	Ivan Alpizar Eric Will Gym Center	Prelims Finals	12.300 11.850	10.950 12.400	13.150 13.600	14.500 14.300	12.900 12.700	12.150 12.600	75.950 77.450
				<u>Combined Total:</u>						<u>153.400</u>
23	1162	Michael Pepe-Lage All American Gym- NJ	Prelims Finals	13.400 13.150	11.000 11.400	13.300 13.450	13.300 13.650	12.700 12.600	12.200 12.000	75.900 76.250
				<u>Combined Total:</u>						<u>152.150</u>
24	1146	Jake Detrick 5280 Gym North	Prelims Finals	13.850 12.700	13.150 13.750	12.000 12.550	12.850 12.550	12.700 12.950	11.450 11.000	76.000 75.500
				<u>Combined Total:</u>						<u>151.500</u>
25	1157	Travis Keller Capital Gym-VA	Prelims Finals	13.450 13.700	9.950 ___	12.050 ___	14.250 14.450	12.950 13.950	11.450 10.750	74.100 52.850
				<u>Combined Total:</u>						<u>126.950</u>
26	1305	Brendan Stahl Minnesota Valley Gym	Prelims Finals	13.500 14.000	10.450 ___	12.700 12.900	13.250 13.500	12.450 ___	11.800 11.700	74.150 52.100
				<u>Combined Total:</u>						<u>126.250</u>

2015 Men's JO Finals

Meet Results - Multi

May 5-10, 2015

Page: 3

Printed: 5/9/2015 7:27:18 PM

Men / 10 / 15 yrs

Session: 8J

Rank	Num	Name/Gym								AA
27	1285	John Rourke Premier Gym West	Prelims Finals	13.250 13.700	13.450 14.350	11.600 ___	12.800 ___	13.350 13.250	11.050 ___	75.500 41.300
				<u>Combined Total:</u>						<u>116.800</u>
28	1164	Collin Lillie Southlake Gym Acad	Prelims Finals	13.050 ___	12.600 12.900	13.150 12.000	13.850 13.800	12.200 ___	10.900 ___	75.750 38.700
				<u>Combined Total:</u>						<u>114.450</u>
29	1298	Scott Mackanic West Coast Olympia	Prelims Finals	13.000 ___	13.150 13.600	13.000 13.650	12.200 ___	13.350 13.250	8.850 ___	73.550 40.500
				<u>Combined Total:</u>						<u>114.050</u>
30	1142	Mitchell Monahan Interstate Gymnastic	Prelims Finals	13.700 13.850	12.850 11.000	13.400 13.050	11.800 ___	12.800 ___	11.150 ___	75.700 37.900
				<u>Combined Total:</u>						<u>113.600</u>
31T	1281	Scott McMurray USA Gym World	Prelims Finals	13.650 13.200	11.200 ___	13.250 12.450	12.100 ___	12.850 13.100	11.350 ___	74.400 38.750
				<u>Combined Total:</u>						<u>113.150</u>
31T	1288	Dmitry Tereshenko Zenith Gymnastics	Prelims Finals	13.200 12.950	11.250 ___	13.150 13.500	12.550 ___	11.600 ___	12.150 12.800	73.900 39.250
				<u>Combined Total:</u>						<u>113.150</u>
31T	1304	Noah Urwiler Nebraska Gymnastis	Prelims Finals	12.400 ___	12.850 13.450	12.950 12.750	12.900 13.050	12.250 ___	10.550 ___	73.900 39.250
				<u>Combined Total:</u>						<u>113.150</u>
34	1289	Matt Shelden ENeRGY Kidz	Prelims Finals	13.250 14.300	12.850 13.300	8.900 ___	12.600 ___	12.700 ___	11.700 12.150	72.000 39.750
				<u>Combined Total:</u>						<u>111.750</u>
35	1159	Dillon Gallagher Capital Gym-VA	Prelims Finals	12.900 ___	13.400 12.000	10.050 ___	12.950 13.000	12.950 13.000	11.300 ___	73.550 38.000
				<u>Combined Total:</u>						<u>111.550</u>
36	1291	Matthew Parrillo Hotshots Gymnastics	Prelims Finals	13.650 12.850	12.150 ___	12.550 ___	12.500 ___	12.100 ___	12.650 13.000	75.600 25.850
				<u>Combined Total:</u>						<u>101.450</u>
37	1155	Jeb Ward Gym Force	Prelims Finals	13.350 14.400	12.100 ___	12.550 ___	12.200 ___	12.850 12.750	11.150 ___	74.200 27.150
				<u>Combined Total:</u>						<u>101.350</u>
38	1290	Sergio Fernandez TAG USA, Gym	Prelims Finals	14.400 14.300	11.100 ___	11.100 ___	12.800 ___	12.150 ___	12.700 11.700	74.250 26.000
				<u>Combined Total:</u>						<u>100.250</u>
39	1276	John Rowbotham Brestyan's	Prelims Finals	13.000 ___	11.450 ___	13.500 13.700	12.850 ___	11.850 ___	11.850 11.900	74.500 25.600
				<u>Combined Total:</u>						<u>100.100</u>

2015 Men's JO Finals

Meet Results - Multi

May 5-10, 2015

Page: 4

Printed: 5/9/2015 7:27:18 PM

Men / 10 / 15 yrs

Session: 8J

Rank	Num	Name/Gym								AA
40T	1160	Kiernan Reagan GC2 Gymnastics	Prelims Finals	12.700 —	12.600 —	12.700 12.800	13.450 13.700	12.450 —	9.500 —	73.400 26.500
				<u>Combined Total:</u>						<u>99.900</u>
40T	1302	Max Williams Aspire Jr.Sun Devils	Prelims Finals	12.050 —	12.200 —	12.700 —	13.550 13.900	12.950 12.750	9.800 —	73.250 26.650
				<u>Combined Total:</u>						<u>99.900</u>
42	1167	Justin Sand Epic Gym Center	Prelims Finals	13.100 —	12.650 13.050	12.550 —	12.350 —	12.650 —	11.400 11.750	74.700 24.800
				<u>Combined Total:</u>						<u>99.500</u>
43	1154	Enak Alfonso Stick It Gymnastics	Prelims Finals	13.500 13.050	12.850 12.500	12.250 —	11.600 —	12.750 —	10.950 —	73.900 25.550
				<u>Combined Total:</u>						<u>99.450</u>
44	1297	Ryker Shaw Madison Gym Center	Prelims Finals	13.200 —	10.900 —	10.950 —	12.950 13.800	11.950 —	12.350 12.900	72.300 26.700
				<u>Combined Total:</u>						<u>99.000</u>
45	1174	Max Stergiades Salto Gymnastics	Prelims Finals	12.850 —	12.700 12.800	11.800 —	11.700 —	12.850 12.800	10.550 —	72.450 25.600
				<u>Combined Total:</u>						<u>98.050</u>
46	1158	Collin DiPietro Capital Gym-VA	Prelims Finals	12.200 —	12.450 —	12.850 12.950	12.450 —	12.650 —	11.600 10.850	74.200 23.800
				<u>Combined Total:</u>						<u>98.000</u>
47	1287	Asad Jooma Tataru's Gymnastics	Prelims Finals	12.750 —	7.950 —	12.600 —	13.300 13.900	13.200 13.150	10.150 —	69.950 27.050
				<u>Combined Total:</u>						<u>97.000</u>
48	1143	Alexander Fitzgerald Tri-Town Gym	Prelims Finals	13.050 —	10.000 —	11.400 —	13.100 12.000	13.100 13.350	10.800 —	71.450 25.350
				<u>Combined Total:</u>						<u>96.800</u>
49	1275	Nicolas Mejia Minnesota Valley Gym	Prelims Finals	13.050 —	11.800 —	12.900 13.450	12.650 —	12.600 —	11.400 —	74.400 13.450
				<u>Combined Total:</u>						<u>87.850</u>
50	1150	Spencer Schrandt Infinity Gym Academy	Prelims Finals	12.800 —	12.000 —	11.900 —	13.350 13.600	12.200 —	11.200 —	73.450 13.600
				<u>Combined Total:</u>						<u>87.050</u>
51	1282	Benjamin Mitchell Michigan Academy	Prelims Finals	13.100 —	12.950 13.900	12.650 —	11.950 —	12.400 —	9.650 —	72.700 13.900
				<u>Combined Total:</u>						<u>86.600</u>
52	1277	Michael Matthews Ellis Gym School	Prelims Finals	13.050 —	12.050 —	11.550 —	12.400 —	12.700 —	12.050 12.400	73.800 12.400
				<u>Combined Total:</u>						<u>86.200</u>

2015 Men's JO Finals

Meet Results - Multi







May 5-10, 2015

Page: 5

Printed: 5/9/2015 7:27:18 PM

Men / 10 / 15 yrs

Session: 8J

Rank	Num	Name/Gym								AA
53	1296	Will Sheppard Bart Conner Gym Acad	Prelims Finals	13.050 —.—	11.300 —.—	11.750 —.—	11.800 —.—	13.300 13.500	11.100 —.—	72.300 13.500
				<u>Combined Total:</u>						<u>85.800</u>
54	1176	Kulani Taylor Great Northern Gym	Prelims Finals	13.300 13.600	11.950 —.—	12.400 —.—	12.250 —.—	11.800 —.—	10.350 —.—	72.050 13.600
				<u>Combined Total:</u>						<u>85.650</u>
55	1149	Kyle Wierzbicki Infinity Gym Academy	Prelims Finals	12.600 —.—	11.250 —.—	12.400 —.—	12.300 —.—	12.500 —.—	11.950 12.400	73.000 12.400
				<u>Combined Total:</u>						<u>85.400</u>
56	1292	Joaquin Forno Hotshots Gymnastics	Prelims Finals	11.650 —.—	11.800 —.—	10.400 —.—	12.700 —.—	12.900 13.350	11.400 —.—	70.850 13.350
				<u>Combined Total:</u>						<u>84.200</u>
57	1163	Taylor Styer St. Louis Gym Centre	Prelims Finals	0.000 —.—	12.000 —.—	13.900 13.400	0.000 —.—	12.200 —.—	11.250 —.—	49.350 13.400
				<u>Combined Total:</u>						<u>62.750</u>
58	1278	Stephen-1 Nedoroscik Sterling Gymnastics	Prelims Finals	0.000 —.—	14.700 14.900	0.000 —.—	0.000 —.—	0.000 —.—	0.000 —.—	14.700 14.900
				<u>Combined Total:</u>						<u>29.600</u>
59	1279	Ben-1 Sky Granite State Gym	Prelims Finals	0.000 —.—	0.000 —.—	0.000 —.—	14.000 12.800	0.000 —.—	0.000 —.—	14.000 12.800
				<u>Combined Total:</u>						<u>26.800</u>

2015 Men's JO Finals

Event Results - Multi

May 5-10, 2015

Page: 1
Printed: 5/9/2015 7:27:49 PM

Men / 10 / 15 yrs

Session: 8J

#1 = 2015 Men's JO Finals: 100%

#2 = 2015 Men's JO Nationals: 100%



Place	Num	Name	Gym		#2	#1	Score
1	1170	Joe Dixon	Victory Gym Acad	Fin:	14.800	14.400	29.200
				D:	5.600	5.200	
				E:	9.200	9.200	
				ND:			
2	1295	Alexander Kramer	WOGA Frisco	Fin:	14.300	14.450	28.750
				D:	4.900	5.200	
				E:	9.400	9.250	
				ND:			
3	1290	Sergio Fernandez	TAG USA, Gym	Fin:	14.400	14.300	28.700
				D:	5.200	5.000	
				E:	9.200	9.300	
				ND:			
4	1152	Dominic Tommasone	Premier Gym Acad	Fin:	13.600	14.600	28.200
				D:	4.700	5.400	
				E:	8.900	9.200	
				ND:			
5	1172	Benjamin Allins	Gymnastics Olympica	Fin:	13.900	14.200	28.100
				D:	5.100	5.100	
				E:	8.800	9.100	
				ND:			
6	1284	Zachary Peters	Interactive Acad	Fin:	13.650	14.400	28.050
				D:	6.000	5.900	
				E:	7.650	8.600	
				ND:		-0.100	
7	1151	Max Diab	Premier Gym Acad	Fin:	14.100	13.850	27.950
				D:	5.200	5.400	
				E:	8.900	8.450	
				ND:			
8	1155	Jeb Ward	Gym Force	Fin:	13.350	14.400	27.750
				D:	5.200	5.400	
				E:	8.150	9.000	
				ND:			
9	1286	Josh Seltzer	Buffalo Grove	Fin:	13.700	13.950	27.650
				D:	5.000	5.000	
				E:	8.700	8.950	
				ND:			
10T	1142	Mitchell Monahan	Interstate Gymnastic	Fin:	13.700	13.850	27.550
				D:	4.500	4.600	
				E:	9.200	9.250	
				ND:			
10T	1289	Matt Shelden	ENeRGY Kidz	Fin:	13.250	14.300	27.550
				D:	4.800	5.000	
				E:	8.450	9.300	
				ND:			
10T	1293	Alex Frack	Parkettes-PA	Fin:	13.400	14.150	27.550
				D:	4.700	4.900	
				E:	8.700	9.250	
				ND:			

2015 Men's JO Finals

Event Results - Multi

May 5-10, 2015

Page: 2

Printed: 5/9/2015 7:27:49 PM

Men / 10 / 15 yrs

Session: 8J

#1 = 2015 Men's JO Finals: 100%

#2 = 2015 Men's JO Nationals: 100%



Place	Num	Name	Gym		#2	#1	Score
13	1305	Brendan Stahl	Minnesota Valley Gym	Fin:	13.500	14.000	27.500
				D:	4.500	4.700	
				E:	9.000	9.300	
				ND:			
14T	1156	Nikita Potapov	Oldsmar Boys Gym	Fin:	13.950	13.350	27.300
				D:	5.000	5.300	
				E:	8.950	8.350	
				ND:		-0.300	
14T	1153	Cobey Pava	Chicago Park	Fin:	13.650	13.650	27.300
				D:	5.700	5.500	
				E:	7.950	8.150	
				ND:			
16T	1169	Brandon Bzoskie	Victory Gym Acad	Fin:	13.600	13.550	27.150
				D:	4.500	4.600	
				E:	9.100	8.950	
				ND:			
16T	1157	Travis Keller	Capital Gym-VA	Fin:	13.450	13.700	27.150
				D:	5.100	5.100	
				E:	8.350	8.600	
				ND:			
18	1168	Colton Dee	Danik Gymnastics	Fin:	13.900	13.150	27.050
				D:	4.900	4.800	
				E:	9.000	8.350	
				ND:			
19	1285	John Rourke	Premier Gym West	Fin:	13.250	13.700	26.950
				D:	4.300	4.500	
				E:	8.950	9.200	
				ND:			
20T	1176	Kulani Taylor	Great Northern Gym	Fin:	13.300	13.600	26.900
				D:	4.600	4.600	
				E:	8.700	9.000	
				ND:			
20T	1175	Henry Meeker	MHG	Fin:	13.250	13.650	26.900
				D:	4.900	4.900	
				E:	8.350	8.750	
				ND:			
22	1281	Scott McMurray	USA Gym World	Fin:	13.650	13.200	26.850
				D:	4.700	4.700	
				E:	8.950	8.500	
				ND:			
23	1171	Angel Haro	Payke Gym Acad	Fin:	13.450	13.250	26.700
				D:	4.800	4.600	
				E:	8.650	8.650	
				ND:			
24T	1146	Jake Detrick	5280 Gym North	Fin:	13.850	12.700	26.550
				D:	4.900	4.900	
				E:	8.950	7.800	
				ND:			

2015 Men's JO Finals

Event Results - Multi

May 5-10, 2015

#1 = 2015 Men's JO Finals: 100%

#2 = 2015 Men's JO Nationals: 100%



Place	Num	Name	Gym		#2	#1	Score
24T	1154	Enak Alfonso	Stick It Gymnastics	Fin:	13.500	13.050	26.550
				D:	4.700	4.500	
				E:	8.800	8.550	
				ND:			
24T	1162	Michael Pepe-Lage	All American Gym- NJ	Fin:	13.400	13.150	26.550
				D:	4.600	4.600	
				E:	8.800	8.550	
				ND:			
27	1291	Matthew Parrillo	Hotshots Gymnastics	Fin:	13.650	12.850	26.500
				D:	5.200	5.000	
				E:	8.450	7.850	
				ND:			
28	1165	Calvin Rasmussen	Sky High Sports CTR	Fin:	13.300	13.100	26.400
				D:	4.400	4.400	
				E:	8.900	8.700	
				ND:			
29	1288	Dmitry Tereshenko	Zenith Gymnastics	Fin:	13.200	12.950	26.150
				D:	4.900	4.900	
				E:	8.300	8.150	
				ND:		-0.100	
30T	1294	Nicolino DiBattista	Upper Merion D&G CTR	Fin:	13.300	12.800	26.100
				D:	5.000	4.900	
				E:	8.300	7.900	
				ND:			
30T	1299	Ryan McVay	Extreme Gym- CA	Fin:	13.600	12.500	26.100
				D:	4.500	4.300	
				E:	9.100	8.300	
				ND:		-0.100	
30T	1173	Colin Schwartz	Scamps Gymnastics	Fin:	13.200	12.900	26.100
				D:	4.400	4.300	
				E:	8.800	8.600	
				ND:			
33	1145	Jacob Carlson	Somersault Center	Fin:	12.300	13.400	25.700
				D:	4.600	4.700	
				E:	7.700	8.700	
				ND:			
34T	1280	Tony Christopulos	USA Gym World	Fin:	11.850	13.750	25.600
				D:	4.900	4.900	
				E:	6.950	8.850	
				ND:			
34T	1303	Andrew Eng	Swiss Turners Gym	Fin:	13.100	12.500	25.600
				D:	4.100	4.100	
				E:	9.000	8.400	
				ND:			
36	1300	Ivan Alpizar	Eric Will Gym Center	Fin:	12.300	11.850	24.150
				D:	4.800	4.900	
				E:	7.500	6.950	
				ND:			

2015 Men's JO Finals

Event Results - Multi

May 5-10, 2015

#1 = 2015 Men's JO Finals: 100%

#2 = 2015 Men's JO Nationals: 100%

Page: 1

Printed: 5/9/2015 7:27:57 PM

Men / 10 / 15 yrs

Session: 8J



Place	Num	Name	Gym		#2	#1	Score
1	1278	Stephen-1 Nedoroscik	Sterling Gymnastics	Fin:	14.700	14.900	29.600
				D:	5.300	5.300	
				E:	9.400	9.600	
				ND:			
2	1173	Colin Schwartz	Scamps Gymnastics	Fin:	13.600	14.250	27.850
				D:	5.200	5.200	
				E:	8.400	9.050	
				ND:			
3	1285	John Rourke	Premier Gym West	Fin:	13.450	14.350	27.800
				D:	4.900	5.100	
				E:	8.550	9.250	
				ND:			
4	1293	Alex Frack	Parkettes-PA	Fin:	13.350	14.300	27.650
				D:	5.100	5.000	
				E:	8.250	9.300	
				ND:			
5	1299	Ryan McVay	Extreme Gym- CA	Fin:	13.450	13.750	27.200
				D:	4.900	4.800	
				E:	8.550	8.950	
				ND:			
6	1153	Cobey Pava	Chicago Park	Fin:	13.450	13.600	27.050
				D:	5.100	5.100	
				E:	8.350	8.500	
				ND:			
7T	1165	Calvin Rasmussen	Sky High Sports CTR	Fin:	13.300	13.700	27.000
				D:	4.500	4.500	
				E:	8.800	9.200	
				ND:			
7T	1172	Benjamin Allins	Gymnastics Olympica	Fin:	13.400	13.600	27.000
				D:	4.700	4.700	
				E:	8.700	8.900	
				ND:			
9	1146	Jake Detrick	5280 Gym North	Fin:	13.150	13.750	26.900
				D:	4.700	4.700	
				E:	8.450	9.050	
				ND:			
10	1282	Benjamin Mitchell	Michigan Academy	Fin:	12.950	13.900	26.850
				D:	5.000	5.000	
				E:	7.950	8.900	
				ND:			
11	1298	Scott Mackanic	West Coast Olympica	Fin:	13.150	13.600	26.750
				D:	4.700	4.800	
				E:	8.450	8.800	
				ND:			
12	1280	Tony Christopulos	USA Gym World	Fin:	13.750	12.800	26.550
				D:	4.800	4.800	
				E:	8.950	8.000	
				ND:			

2015 Men's JO Finals

Event Results - Multi

May 5-10, 2015

#1 = 2015 Men's JO Finals: 100%

#2 = 2015 Men's JO Nationals: 100%

Page: 2

Printed: 5/9/2015 7:27:57 PM

Men / 10 / 15 yrs

Session: 8J



Place	Num	Name	Gym		#2	#1	Score
13T	1145	Jacob Carlson	Somersault Center	Fin:	13.100	13.400	26.500
				D:	4.600	4.600	
				E:	8.500	8.800	
				ND:			
13T	1156	Nikita Potapov	Oldsmar Boys Gym	Fin:	13.200	13.300	26.500
				D:	4.800	4.900	
				E:	8.400	8.400	
				ND:			
13T	1168	Colton Dee	Danik Gymnastics	Fin:	13.400	13.100	26.500
				D:	4.500	4.500	
				E:	8.900	8.600	
				ND:			
16T	1170	Joe Dixon	Victory Gym Acad	Fin:	13.750	12.550	26.300
				D:	4.400	4.100	
				E:	9.350	8.450	
				ND:			
16T	1304	Noah Urwiler	Nebraska Gymnastis	Fin:	12.850	13.450	26.300
				D:	4.900	5.100	
				E:	7.950	8.350	
				ND:			
18	1289	Matt Shelden	ENeRGY Kidz	Fin:	12.850	13.300	26.150
				D:	3.900	4.100	
				E:	8.950	9.200	
				ND:			
19	1286	Josh Seltzer	Buffalo Grove	Fin:	12.450	13.550	26.000
				D:	4.800	4.800	
				E:	7.650	8.750	
				ND:			
20	1169	Brandon Bzoskie	Victory Gym Acad	Fin:	12.950	12.950	25.900
				D:	4.200	4.100	
				E:	8.750	8.850	
				ND:			
21	1294	Nicolino DiBattista	Upper Merion D&G CTR	Fin:	13.150	12.600	25.750
				D:	4.100	4.000	
				E:	9.050	8.600	
				ND:			
22	1167	Justin Sand	Epic Gym Center	Fin:	12.650	13.050	25.700
				D:	4.200	4.200	
				E:	8.450	8.850	
				ND:			
23	1284	Zachary Peters	Interactive Acad	Fin:	12.600	12.950	25.550
				D:	4.100	4.200	
				E:	8.500	8.750	
				ND:			
24T	1164	Collin Lillie	Southlake Gym Acad	Fin:	12.600	12.900	25.500
				D:	4.100	4.100	
				E:	8.500	8.800	
				ND:			

2015 Men's JO Finals

Event Results - Multi

May 5-10, 2015

#1 = 2015 Men's JO Finals: 100%

#2 = 2015 Men's JO Nationals: 100%

Page: 3

Printed: 5/9/2015 7:27:57 PM

Men / 10 / 15 yrs

Session: 8J



Place	Num	Name	Gym		#2	#1	Score
24T	1174	Max Stergiades	Salto Gymnastics	Fin:	12.700	12.800	25.500
				D:	4.200	4.100	
				E:	8.500	8.700	
				ND:			
26	1159	Dillon Gallagher	Capital Gym-VA	Fin:	13.400	12.000	25.400
				D:	4.700	4.500	
				E:	8.700	7.500	
				ND:			
27T	1152	Dominic Tommasone	Premier Gym Acad	Fin:	11.850	13.500	25.350
				D:	4.500	4.600	
				E:	7.350	8.900	
				ND:			
27T	1154	Enak Alfonso	Stick It Gymnastics	Fin:	12.850	12.500	25.350
				D:	4.000	4.000	
				E:	8.850	8.500	
				ND:			
27T	1175	Henry Meeker	MHG	Fin:	13.300	12.050	25.350
				D:	4.700	4.500	
				E:	8.600	7.550	
				ND:			
30	1171	Angel Haro	Payke Gym Acad	Fin:	11.700	13.500	25.200
				D:	4.000	4.300	
				E:	7.700	9.200	
				ND:			
31T	1295	Alexander Kramer	WOGA Frisco	Fin:	12.500	12.300	24.800
				D:	4.100	4.200	
				E:	8.400	8.100	
				ND:			
31T	1303	Andrew Eng	Swiss Turners Gym	Fin:	13.050	11.750	24.800
				D:	5.200	4.900	
				E:	7.850	6.850	
				ND:			
33	1151	Max Diab	Premier Gym Acad	Fin:	12.350	12.400	24.750
				D:	4.100	4.400	
				E:	8.250	8.000	
				ND:			
34	1142	Mitchell Monahan	Interstate Gymnastic	Fin:	12.850	11.000	23.850
				D:	4.000	3.800	
				E:	8.850	7.200	
				ND:			
35	1300	Ivan Alpizar	Eric Will Gym Center	Fin:	10.950	12.400	23.350
				D:	4.900	4.900	
				E:	6.050	7.500	
				ND:			
36	1162	Michael Pepe-Lage	All American Gym- NJ	Fin:	11.000	11.400	22.400
				D:	3.500	3.800	
				E:	7.500	7.600	
				ND:			

2015 Men's JO Finals

Event Results - Multi

May 5-10, 2015

#1 = 2015 Men's JO Finals: 100%

#2 = 2015 Men's JO Nationals: 100%

Page: 1

Printed: 5/9/2015 7:28:02 PM

Men / 10 / 15 yrs

Session: 8J



Place	Num	Name	Gym		#2	#1	Score
1	1151	Max Diab	Premier Gym Acad	Fin:	13.950	14.350	28.300
				D:	5.300	5.300	
				E:	8.650	9.050	
				ND:			
2	1303	Andrew Eng	Swiss Turners Gym	Fin:	13.750	14.200	27.950
				D:	4.500	4.500	
				E:	9.250	9.700	
				ND:			
3	1286	Josh Seltzer	Buffalo Grove	Fin:	13.600	14.000	27.600
				D:	4.700	4.700	
				E:	8.900	9.300	
				ND:			
4	1168	Colton Dee	Danik Gymnastics	Fin:	13.450	13.950	27.400
				D:	5.000	5.000	
				E:	8.450	8.950	
				ND:			
5	1163	Taylor Styer	St. Louis Gym Centre	Fin:	13.900	13.400	27.300
				D:	5.400	5.300	
				E:	8.500	8.100	
				ND:			
6T	1145	Jacob Carlson	Somersault Center	Fin:	13.800	13.400	27.200
				D:	4.300	4.400	
				E:	9.500	9.000	
				ND:			
6T	1276	John Rowbotham	Brestyan's	Fin:	13.500	13.700	27.200
				D:	4.400	4.400	
				E:	9.100	9.300	
				ND:			
8	1170	Joe Dixon	Victory Gym Acad	Fin:	13.300	13.800	27.100
				D:	4.400	4.500	
				E:	8.900	9.300	
				ND:			
9	1284	Zachary Peters	Interactive Acad	Fin:	13.250	13.700	26.950
				D:	4.300	4.500	
				E:	8.950	9.200	
				ND:			
10	1299	Ryan McVay	Extreme Gym- CA	Fin:	13.600	13.300	26.900
				D:	5.200	5.200	
				E:	8.400	8.100	
				ND:			
11T	1153	Cobey Pava	Chicago Park	Fin:	13.200	13.600	26.800
				D:	4.600	4.900	
				E:	8.600	8.700	
				ND:			
11T	1293	Alex Frack	Parkettes-PA	Fin:	13.350	13.450	26.800
				D:	5.100	5.100	
				E:	8.250	8.350	
				ND:			

2015 Men's JO Finals

Event Results - Multi

May 5-10, 2015

#1 = 2015 Men's JO Finals: 100%

#2 = 2015 Men's JO Nationals: 100%

Page: 2

Printed: 5/9/2015 7:28:02 PM

Men / 10 / 15 yrs

Session: 8J



Place	Num	Name	Gym		#2	#1	Score
13T	1162	Michael Pepe-Lage	All American Gym- NJ	Fin:	13.300	13.450	26.750
				D:	4.400	4.500	
				E:	8.900	8.950	
				ND:			
13T	1300	Ivan Alpizar	Eric Will Gym Center	Fin:	13.150	13.600	26.750
				D:	5.000	5.200	
				E:	8.150	8.400	
				ND:			
15T	1288	Dmitry Tereshenko	Zenith Gymnastics	Fin:	13.150	13.500	26.650
				D:	4.600	4.600	
				E:	8.550	8.900	
				ND:			
15T	1298	Scott Mackanic	West Coast Olympia	Fin:	13.000	13.650	26.650
				D:	4.200	4.400	
				E:	8.800	9.250	
				ND:			
17	1142	Mitchell Monahan	Interstate Gymnastic	Fin:	13.400	13.050	26.450
				D:	4.100	4.100	
				E:	9.300	8.950	
				ND:			
18	1275	Nicolas Mejia	Minnesota Valley Gym	Fin:	12.900	13.450	26.350
				D:	4.200	4.300	
				E:	8.700	9.150	
				ND:			
19	1172	Benjamin Allins	Gymnastics Olympica	Fin:	13.150	13.100	26.250
				D:	4.300	4.000	
				E:	8.850	9.100	
				ND:			
20	1169	Brandon Bzoskie	Victory Gym Acad	Fin:	12.850	13.350	26.200
				D:	4.500	4.500	
				E:	8.350	8.850	
				ND:			
21	1171	Angel Haro	Payke Gym Acad	Fin:	12.750	13.150	25.900
				D:	4.200	4.300	
				E:	8.550	8.850	
				ND:			
22	1158	Collin DiPietro	Capital Gym-VA	Fin:	12.850	12.950	25.800
				D:	4.000	4.100	
				E:	8.850	8.850	
				ND:			
23T	1281	Scott McMurray	USA Gym World	Fin:	13.250	12.450	25.700
				D:	4.400	4.300	
				E:	8.850	8.150	
				ND:			
23T	1304	Noah Urwiler	Nebraska Gymnastis	Fin:	12.950	12.750	25.700
				D:	4.400	4.500	
				E:	8.550	8.250	
				ND:			

2015 Men's JO Finals

Event Results - Multi

May 5-10, 2015

#1 = 2015 Men's JO Finals: 100%

#2 = 2015 Men's JO Nationals: 100%

Page: 3

Printed: 5/9/2015 7:28:02 PM

Men / 10 / 15 yrs

Session: 8J



Place	Num	Name	Gym		#2	#1	Score
25T	1165	Calvin Rasmussen	Sky High Sports CTR	Fin:	12.750	12.900	25.650
				D:	4.400	4.300	
				E:	8.350	8.600	
				ND:			
25T	1295	Alexander Kramer	WOGA Frisco	Fin:	12.750	12.900	25.650
				D:	3.800	3.800	
				E:	8.950	9.100	
				ND:			
27	1305	Brendan Stahl	Minnesota Valley Gym	Fin:	12.700	12.900	25.600
				D:	3.600	3.700	
				E:	9.100	9.200	
				ND:			
28T	1160	Kiernan Reagan	GC2 Gymnastics	Fin:	12.700	12.800	25.500
				D:	4.400	4.400	
				E:	8.300	8.400	
				ND:			
28T	1175	Henry Meeker	MHG	Fin:	12.400	13.100	25.500
				D:	4.300	4.300	
				E:	8.100	8.800	
				ND:			
30	1152	Dominic Tommasone	Premier Gym Acad	Fin:	12.550	12.850	25.400
				D:	4.100	4.200	
				E:	8.450	8.650	
				ND:			
31	1156	Nikita Potapov	Oldsmar Boys Gym	Fin:	12.550	12.700	25.250
				D:	4.100	4.100	
				E:	8.450	8.600	
				ND:			
32	1164	Collin Lillie	Southlake Gym Acad	Fin:	13.150	12.000	25.150
				D:	4.500	4.500	
				E:	8.650	7.500	
				ND:			
33	1173	Colin Schwartz	Scamps Gymnastics	Fin:	12.300	12.300	24.600
				D:	3.500	3.500	
				E:	8.800	8.800	
				ND:			
34	1146	Jake Detrick	5280 Gym North	Fin:	12.000	12.550	24.550
				D:	3.800	4.000	
				E:	8.200	8.550	
				ND:			
35	1294	Nicolino DiBattista	Upper Merion D&G CTR	Fin:	11.600	12.400	24.000
				D:	3.800	4.400	
				E:	7.800	8.000	
				ND:			
36	1280	Tony Christopulos	USA Gym World	Fin:	11.950	11.650	23.600
				D:	3.800	3.700	
				E:	8.150	7.950	
				ND:			

2015 Men's JO Finals

Event Results - Multi

May 5-10, 2015

Page: 1
Printed: 5/9/2015 7:28:07 PM

Men / 10 / 15 yrs

Session: 8J

#1 = 2015 Men's JO Finals: 100%

#2 = 2015 Men's JO Nationals: 100%



Place	Num	Name	Gym		#2	#1	Score
1	1284	Zachary Peters	Interactive Acad	Fin:	14.750	15.050	29.800
				D:	5.700	5.700	
				E:	9.050	9.350	
				ND:	/	/	
2	1300	Ivan Alpizar	Eric Will Gym Center	Fin:	14.500	14.300	28.800
				D:	5.400	5.200	
				E:	9.100	9.100	
				ND:	/	/	
3	1295	Alexander Kramer	WOGA Frisco	Fin:	14.350	14.400	28.750
				D:	5.200	5.200	
				E:	9.150	9.200	
				ND:	/	/	
4	1157	Travis Keller	Capital Gym-VA	Fin:	14.250	14.450	28.700
				D:	5.600	5.600	
				E:	8.650	8.850	
				ND:	/	/	
5	1170	Joe Dixon	Victory Gym Acad	Fin:	14.100	14.300	28.400
				D:	4.700	4.700	
				E:	9.400	9.600	
				ND:	/	/	
6	1151	Max Diab	Premier Gym Acad	Fin:	13.800	14.500	28.300
				D:	4.700	4.900	
				E:	9.100	9.600	
				ND:	/	/	
7	1152	Dominic Tommasone	Premier Gym Acad	Fin:	13.800	14.250	28.050
				D:	4.700	4.700	
				E:	9.100	9.550	
				ND:	/	/	
8	1175	Henry Meeker	MHG	Fin:	13.700	14.200	27.900
				D:	4.800	4.800	
				E:	8.900	9.400	
				ND:	/	/	
9	1164	Collin Lillie	Southlake Gym Acad	Fin:	13.850	13.800	27.650
				D:	4.800	4.800	
				E:	9.050	9.000	
				ND:	/	/	
10	1302	Max Williams	Aspire Jr.Sun Devils	Fin:	13.550	13.900	27.450
				D:	4.400	4.700	
				E:	9.150	9.200	
				ND:	/	/	
11	1153	Cobey Pava	Chicago Park	Fin:	13.550	13.850	27.400
				D:	4.700	4.700	
				E:	8.850	9.150	
				ND:	/	/	
12T	1280	Tony Christopulos	USA Gym World	Fin:	13.550	13.800	27.350
				D:	4.700	4.700	
				E:	8.950	9.100	
				ND:	-0.100/	/	

2015 Men's JO Finals

Event Results - Multi

May 5-10, 2015

#1 = 2015 Men's JO Finals: 100%
 #2 = 2015 Men's JO Nationals: 100%

Page: 2
 Printed: 5/9/2015 7:28:07 PM
 Men / 10 / 15 yrs
 Session: 8J



Place	Num	Name	Gym		#2	#1	Score
12T	1286	Josh Seltzer	Buffalo Grove	Fin:	13.450	13.900	27.350
				D:	4.700	4.700	
				E:	8.750	9.200	
				ND:	/	/	
14	1287	Asad Jooma	Tataru's Gymnastics	Fin:	13.300	13.900	27.200
				D:	4.700	4.700	
				E:	8.900	9.500	
				ND:	-0.300/	-0.300/	
15T	1160	Kiernan Reagan	GC2 Gymnastics	Fin:	13.450	13.700	27.150
				D:	4.400	4.400	
				E:	9.050	9.300	
				ND:	/	/	
15T	1172	Benjamin Allins	Gymnastics Olympica	Fin:	13.200	13.950	27.150
				D:	4.400	4.400	
				E:	8.800	9.550	
				ND:	/	/	
17T	1150	Spencer Schrandt	Infinity Gym Academy	Fin:	13.350	13.600	26.950
				D:	4.400	4.400	
				E:	8.950	9.200	
				ND:	/	/	
17T	1162	Michael Pepe-Lage	All American Gym- NJ	Fin:	13.300	13.650	26.950
				D:	4.800	4.800	
				E:	8.800	8.850	
				ND:	-0.300/	/	
19	1279	Ben-1 Sky	Granite State Gym	Fin:	14.000	12.800	26.800
				D:	4.700	4.400	
				E:	9.300	8.700	
				ND:	/	-0.300/	
20T	1297	Ryker Shaw	Madison Gym Center	Fin:	12.950	13.800	26.750
				D:	4.400	4.700	
				E:	8.550	9.100	
				ND:	/	/	
20T	1305	Brendan Stahl	Minnesota Valley Gym	Fin:	13.250	13.500	26.750
				D:	4.000	4.000	
				E:	9.250	9.500	
				ND:	/	/	
22	1293	Alex Frack	Parkettes-PA	Fin:	13.350	13.100	26.450
				D:	4.400	4.400	
				E:	8.950	8.700	
				ND:	/	/	
23	1173	Colin Schwartz	Scamps Gymnastics	Fin:	13.100	13.250	26.350
				D:	4.400	4.700	
				E:	8.700	8.650	
				ND:	/	-0.100/	
24T	1294	Nicolino DiBattista	Upper Merion D&G CTR	Fin:	13.050	13.250	26.300
				D:	4.000	3.800	
				E:	9.050	9.450	
				ND:	/	/	

2015 Men's JO Finals

Event Results - Multi

May 5-10, 2015

#1 = 2015 Men's JO Finals: 100%

#2 = 2015 Men's JO Nationals: 100%



Place	Num	Name	Gym		#2	#1	Score
24T	1299	Ryan McVay	Extreme Gym- CA	Fin:	13.400	12.900	26.300
				D:	3.800	3.600	
				E:	9.600	9.300	
				ND:	/	/	
26T	1156	Nikita Potapov	Oldsmar Boys Gym	Fin:	13.100	13.050	26.150
				D:	3.800	3.600	
				E:	9.300	9.450	
				ND:	/	/	
26T	1168	Colton Dee	Danik Gymnastics	Fin:	13.000	13.150	26.150
				D:	3.800	3.800	
				E:	9.200	9.350	
				ND:	/	/	
28T	1159	Dillon Gallagher	Capital Gym-VA	Fin:	12.950	13.000	25.950
				D:	3.800	4.000	
				E:	9.150	9.000	
				ND:	/	/	
28T	1304	Noah Urwiler	Nebraska Gymnastis	Fin:	12.900	13.050	25.950
				D:	3.800	4.000	
				E:	9.100	9.150	
				ND:	/	-0.100/	
30	1165	Calvin Rasmussen	Sky High Sports CTR	Fin:	13.100	12.650	25.750
				D:	4.000	3.600	
				E:	9.100	9.050	
				ND:	/	/	
31	1145	Jacob Carlson	Somersault Center	Fin:	12.800	12.700	25.500
				D:	3.600	3.600	
				E:	9.200	9.100	
				ND:	/	/	
32T	1146	Jake Detrick	5280 Gym North	Fin:	12.850	12.550	25.400
				D:	3.600	3.600	
				E:	9.250	8.950	
				ND:	/	/	
32T	1303	Andrew Eng	Swiss Turners Gym	Fin:	12.500	12.900	25.400
				D:	3.600	3.600	
				E:	8.900	9.300	
				ND:	/	/	
34T	1143	Alexander Fitzgerald	Tri-Town Gym	Fin:	13.100	12.000	25.100
				D:	3.800	2.800	
				E:	9.300	9.200	
				ND:	/	/	
34T	1171	Angel Haro	Payke Gym Acad	Fin:	12.500	12.600	25.100
				D:	3.600	3.600	
				E:	8.900	9.000	
				ND:	/	/	
36	1169	Brandon Bzoskie	Victory Gym Acad	Fin:	11.950	11.850	23.800
				D:	3.800	4.000	
				E:	8.150	7.850	
				ND:	/	/	

2015 Men's JO Finals

Event Results - Multi

May 5-10, 2015

Page: 1
Printed: 5/9/2015 7:28:12 PM

Men / 10 / 15 yrs

Session: 8J

#1 = 2015 Men's JO Finals: 100%

#2 = 2015 Men's JO Nationals: 100%



Place	Num	Name	Gym		#2	#1	Score
1	1171	Angel Haro	Payke Gym Acad	Fin:	13.200	14.000	27.200
				D:	4.200	4.500	
				E:	9.000	9.500	
				ND:			
2	1175	Henry Meeker	MHG	Fin:	13.600	13.450	27.050
				D:	4.400	4.300	
				E:	9.200	9.150	
				ND:			
3T	1145	Jacob Carlson	Somersault Center	Fin:	13.900	13.100	27.000
				D:	4.500	4.100	
				E:	9.400	9.000	
				ND:			
3T	1156	Nikita Potapov	Oldsmar Boys Gym	Fin:	13.250	13.750	27.000
				D:	4.400	4.500	
				E:	8.850	9.250	
				ND:			
5	1157	Travis Keller	Capital Gym-VA	Fin:	12.950	13.950	26.900
				D:	4.400	4.600	
				E:	8.550	9.350	
				ND:			
6	1303	Andrew Eng	Swiss Turners Gym	Fin:	13.550	13.300	26.850
				D:	3.800	3.800	
				E:	9.750	9.500	
				ND:			
7T	1165	Calvin Rasmussen	Sky High Sports CTR	Fin:	13.450	13.350	26.800
				D:	4.500	4.500	
				E:	8.950	8.850	
				ND:			
7T	1294	Nicolino DiBattista	Upper Merion D&G CTR	Fin:	13.100	13.700	26.800
				D:	4.200	4.400	
				E:	8.900	9.300	
				ND:			
7T	1296	Will Sheppard	Bart Conner Gym Acad	Fin:	13.300	13.500	26.800
				D:	4.200	4.200	
				E:	9.100	9.300	
				ND:			
10	1172	Benjamin Allins	Gymnastics Olympica	Fin:	13.650	13.050	26.700
				D:	4.600	4.500	
				E:	9.050	8.550	
				ND:			
11	1153	Cobey Pava	Chicago Park	Fin:	13.500	13.150	26.650
				D:	4.700	4.500	
				E:	8.800	8.650	
				ND:			
12T	1285	John Rourke	Premier Gym West	Fin:	13.350	13.250	26.600
				D:	4.300	4.300	
				E:	9.050	8.950	
				ND:			

2015 Men's JO Finals

Event Results - Multi

May 5-10, 2015

Page: 2

Printed: 5/9/2015 7:28:12 PM

Men / 10 / 15 yrs

Session: 8J

#1 = 2015 Men's JO Finals: 100%

#2 = 2015 Men's JO Nationals: 100%



Place	Num	Name	Gym		#2	#1	Score
12T	1298	Scott Mackanic	West Coast Olympia	Fin:	13.350	13.250	26.600
				D:	3.800	3.800	
				E:	9.550	9.450	
				ND:			
14	1143	Alexander Fitzgerald	Tri-Town Gym	Fin:	13.100	13.350	26.450
				D:	4.200	4.200	
				E:	8.900	9.150	
				ND:			
15T	1286	Josh Seltzer	Buffalo Grove	Fin:	13.150	13.200	26.350
				D:	4.100	4.200	
				E:	9.050	9.000	
				ND:			
15T	1287	Asad Jooma	Tataru's Gymnastics	Fin:	13.200	13.150	26.350
				D:	4.400	4.200	
				E:	8.800	8.950	
				ND:			
17	1292	Joaquin Forno	Hotshots Gymnastics	Fin:	12.900	13.350	26.250
				D:	3.800	4.000	
				E:	9.100	9.350	
				ND:			
18T	1170	Joe Dixon	Victory Gym Acad	Fin:	13.100	13.100	26.200
				D:	4.500	4.500	
				E:	8.600	8.600	
				ND:			
18T	1173	Colin Schwartz	Scamps Gymnastics	Fin:	13.100	13.100	26.200
				D:	3.900	3.900	
				E:	9.200	9.200	
				ND:			
20	1152	Dominic Tommasone	Premier Gym Acad	Fin:	13.100	13.050	26.150
				D:	4.000	3.900	
				E:	9.100	9.150	
				ND:			
21	1151	Max Diab	Premier Gym Acad	Fin:	13.100	12.950	26.050
				D:	4.100	4.200	
				E:	9.000	8.750	
				ND:			
22	1299	Ryan McVay	Extreme Gym- CA	Fin:	12.600	13.400	26.000
				D:	4.600	4.800	
				E:	8.000	8.600	
				ND:			
23T	1281	Scott McMurray	USA Gym World	Fin:	12.850	13.100	25.950
				D:	4.200	4.500	
				E:	8.650	8.600	
				ND:			
23T	1159	Dillon Gallagher	Capital Gym-VA	Fin:	12.950	13.000	25.950
				D:	4.000	4.000	
				E:	8.950	9.000	
				ND:			

2015 Men's JO Finals

Event Results - Multi

May 5-10, 2015

Page: 3

Printed: 5/9/2015 7:28:12 PM

Men / 10 / 15 yrs

Session: 8J

#1 = 2015 Men's JO Finals: 100%

#2 = 2015 Men's JO Nationals: 100%



Place	Num	Name	Gym		#2	#1	Score
25	1295	Alexander Kramer	WOGA Frisco	Fin:	12.900	12.950	25.850
				D:	4.400	4.400	
				E:	8.500	8.550	
				ND:			
26	1280	Tony Christopulos	USA Gym World	Fin:	13.700	12.100	25.800
				D:	4.400	4.000	
				E:	9.300	8.100	
				ND:			
27	1302	Max Williams	Aspire Jr.Sun Devils	Fin:	12.950	12.750	25.700
				D:	3.900	3.900	
				E:	9.050	8.850	
				ND:			
28T	1168	Colton Dee	Danik Gymnastics	Fin:	13.350	12.300	25.650
				D:	4.200	4.200	
				E:	9.150	8.100	
				ND:			
28T	1174	Max Stergiades	Salto Gymnastics	Fin:	12.850	12.800	25.650
				D:	4.500	4.500	
				E:	8.350	8.300	
				ND:			
28T	1146	Jake Detrick	5280 Gym North	Fin:	12.700	12.950	25.650
				D:	4.200	4.200	
				E:	8.500	8.750	
				ND:			
31T	1155	Jeb Ward	Gym Force	Fin:	12.850	12.750	25.600
				D:	4.100	4.100	
				E:	8.750	8.650	
				ND:			
31T	1293	Alex Frack	Parkettes-PA	Fin:	12.200	13.400	25.600
				D:	4.600	4.800	
				E:	7.600	8.600	
				ND:			
31T	1300	Ivan Alpizar	Eric Will Gym Center	Fin:	12.900	12.700	25.600
				D:	4.800	4.600	
				E:	8.100	8.100	
				ND:			
34	1169	Brandon Bzoskie	Victory Gym Acad	Fin:	12.750	12.800	25.550
				D:	4.100	4.200	
				E:	8.650	8.600	
				ND:			
35	1162	Michael Pepe-Lage	All American Gym- NJ	Fin:	12.700	12.600	25.300
				D:	4.700	4.500	
				E:	8.000	8.100	
				ND:			
36	1284	Zachary Peters	Interactive Acad	Fin:	11.050	12.050	23.100
				D:	3.400	3.400	
				E:	7.650	8.650	
				ND:			

2015 Men's JO Finals

Event Results - Multi

May 5-10, 2015

Page: 1
Printed: 5/9/2015 7:28:17 PM

Men / 10 / 15 yrs

Session: 8J

#1 = 2015 Men's JO Finals: 100%

#2 = 2015 Men's JO Nationals: 100%



Place	Num	Name	Gym		#2	#1	Score
1	1293	Alex Frack	Parkettes-PA	Fin:	12.800	13.400	26.200
				D:	4.600	4.800	
				E:	8.200	8.600	
				ND:			
2	1171	Angel Haro	Payke Gym Acad	Fin:	13.250	12.450	25.700
				D:	4.900	4.400	
				E:	8.350	8.050	
				ND:			
3	1291	Matthew Parrillo	Hotshots Gymnastics	Fin:	12.650	13.000	25.650
				D:	4.400	4.100	
				E:	8.250	8.900	
				ND:			
4	1168	Colton Dee	Danik Gymnastics	Fin:	12.500	13.100	25.600
				D:	4.100	4.100	
				E:	8.400	9.000	
				ND:			
5	1175	Henry Meeker	MHG	Fin:	12.650	12.900	25.550
				D:	4.500	4.300	
				E:	8.150	8.600	
				ND:			
6	1294	Nicolino DiBattista	Upper Merion D&G CTR	Fin:	12.550	12.950	25.500
				D:	4.300	3.800	
				E:	8.250	9.150	
				ND:			
7	1297	Ryker Shaw	Madison Gym Center	Fin:	12.350	12.900	25.250
				D:	4.100	4.100	
				E:	8.250	8.800	
				ND:			
8	1173	Colin Schwartz	Scamps Gymnastics	Fin:	12.400	12.750	25.150
				D:	3.800	3.800	
				E:	8.600	8.950	
				ND:			
9T	1172	Benjamin Allins	Gymnastics Olympica	Fin:	12.500	12.600	25.100
				D:	4.200	4.100	
				E:	8.300	8.500	
				ND:			
9T	1152	Dominic Tommasone	Premier Gym Acad	Fin:	12.400	12.700	25.100
				D:	4.000	4.000	
				E:	8.400	8.700	
				ND:			
11	1295	Alexander Kramer	WOGA Frisco	Fin:	12.300	12.700	25.000
				D:	4.300	4.300	
				E:	8.000	8.400	
				ND:			
12T	1169	Brandon Bzoskie	Victory Gym Acad	Fin:	12.200	12.750	24.950
				D:	3.300	3.500	
				E:	8.900	9.250	
				ND:			

2015 Men's JO Finals

Event Results - Multi

May 5-10, 2015

Page: 2

Printed: 5/9/2015 7:28:17 PM

Men / 10 / 15 yrs

Session: 8J

#1 = 2015 Men's JO Finals: 100%

#2 = 2015 Men's JO Nationals: 100%



Place	Num	Name	Gym		#2	#1	Score
12T	1288	Dmitry Tereshenko	Zenith Gymnastics	Fin:	12.150	12.800	24.950
				D:	4.100	4.100	
				E:	8.050	8.700	
				ND:			
14	1280	Tony Christopulos	USA Gym World	Fin:	12.400	12.450	24.850
				D:	3.800	3.700	
				E:	8.600	8.750	
				ND:			
15	1300	Ivan Alpizar	Eric Will Gym Center	Fin:	12.150	12.600	24.750
				D:	4.200	4.100	
				E:	7.950	8.500	
				ND:			
16	1145	Jacob Carlson	Somersault Center	Fin:	12.250	12.350	24.600
				D:	3.700	3.600	
				E:	8.550	8.750	
				ND:			
17	1277	Michael Matthews	Ellis Gym School	Fin:	12.050	12.400	24.450
				D:	3.800	3.800	
				E:	8.250	8.600	
				ND:			
18T	1299	Ryan McVay	Extreme Gym- CA	Fin:	11.100	13.300	24.400
				D:	4.800	5.000	
				E:	6.300	8.300	
				ND:			
18T	1290	Sergio Fernandez	TAG USA, Gym	Fin:	12.700	11.700	24.400
				D:	4.500	4.300	
				E:	8.200	7.400	
				ND:			
20	1149	Kyle Wierzbicki	Infinity Gym Academy	Fin:	11.950	12.400	24.350
				D:	3.700	3.700	
				E:	8.250	8.700	
				ND:			
21	1303	Andrew Eng	Swiss Turners Gym	Fin:	12.000	12.250	24.250
				D:	3.200	3.200	
				E:	8.800	9.050	
				ND:			
22	1162	Michael Pepe-Lage	All American Gym- NJ	Fin:	12.200	12.000	24.200
				D:	5.000	4.800	
				E:	7.200	7.200	
				ND:			
23	1165	Calvin Rasmussen	Sky High Sports CTR	Fin:	11.800	12.200	24.000
				D:	4.000	4.000	
				E:	7.800	8.200	
				ND:			
24	1289	Matt Shelden	ENeRGY Kidz	Fin:	11.700	12.150	23.850
				D:	2.900	2.900	
				E:	8.800	9.250	
				ND:			

2015 Men's JO Finals

Event Results - Multi

May 5-10, 2015

#1 = 2015 Men's JO Finals: 100%

#2 = 2015 Men's JO Nationals: 100%



Place	Num	Name	Gym		#2	#1	Score
25	1276	John Rowbotham	Brestyan's	Fin:	11.850	11.900	23.750
				D:	3.100	3.100	
				E:	8.750	8.800	
				ND:			
26T	1170	Joe Dixon	Victory Gym Acad	Fin:	11.450	12.050	23.500
				D:	3.300	3.300	
				E:	8.150	8.750	
				ND:			
26T	1305	Brendan Stahl	Minnesota Valley Gym	Fin:	11.800	11.700	23.500
				D:	3.500	3.500	
				E:	8.300	8.200	
				ND:			
28	1153	Cobey Pava	Chicago Park	Fin:	11.000	12.450	23.450
				D:	3.800	3.900	
				E:	7.200	8.550	
				ND:			
29	1286	Josh Seltzer	Buffalo Grove	Fin:	11.400	12.000	23.400
				D:	3.000	3.000	
				E:	8.400	9.000	
				ND:			
30	1167	Justin Sand	Epic Gym Center	Fin:	11.400	11.750	23.150
				D:	3.400	3.300	
				E:	8.000	8.450	
				ND:			
31	1156	Nikita Potapov	Oldsmar Boys Gym	Fin:	11.750	10.800	22.550
				D:	4.000	4.200	
				E:	7.750	6.600	
				ND:			
32	1151	Max Diab	Premier Gym Acad	Fin:	11.200	11.300	22.500
				D:	2.700	2.700	
				E:	8.500	8.600	
				ND:			
33T	1158	Collin DiPietro	Capital Gym-VA	Fin:	11.600	10.850	22.450
				D:	3.000	3.000	
				E:	8.600	7.850	
				ND:			
33T	1146	Jake Detrick	5280 Gym North	Fin:	11.450	11.000	22.450
				D:	3.800	3.500	
				E:	7.650	7.500	
				ND:			
35	1284	Zachary Peters	Interactive Acad	Fin:	10.700	11.650	22.350
				D:	2.700	2.900	
				E:	8.000	8.750	
				ND:			
36	1157	Travis Keller	Capital Gym-VA	Fin:	11.450	10.750	22.200
				D:	4.000	3.400	
				E:	7.450	7.350	
				ND:			