

2015 P&G Championships - Men Day 1

Meet Results - 15-16







Aug 14, 2015

Page: 1
Printed: 8/14/2015 3:41:59 PM

Men / J5

Session: 1M

Judge's Signatures

Rank	Num	Name	Gym							AA
1	87	Cameron Bock	SCATS	Diff: 6.100	5.600	5.300	5.200	5.800	5.500	
				Exec: 8.200	8.400	8.700	9.500	8.400	8.350	
				ND: -0.100						
				Final: 14.200	14.000	14.000	14.700	14.200	13.850	84.950
				Place: 4T	1	1	1T	1	2	1
2	22	Davis Grooms	Champion Gym	Diff: 5.500	5.200	5.400	4.800	4.800	5.300	
				Exec: 8.150	7.850	8.500	9.400	8.000	8.450	
				ND:						
				Final: 13.650	13.050	13.900	14.200	12.800	13.750	81.350
				Place: 7	6	3	8	17	3T	2
3	19	Bennet Huang	WCOGA	Diff: 5.200	5.400	4.400	5.200	4.700	4.600	
				Exec: 8.100	8.200	8.200	9.400	8.200	8.800	
				ND:						
				Final: 13.300	13.600	12.600	14.600	12.900	13.400	80.400
				Place: 15	2	22	3	14T	7T	3
4	20	Tanner Justus	Cypress Academy	Diff: 5.500	5.100	4.800	5.600	4.900	4.600	
				Exec: 8.700	7.300	8.600	9.200	8.050	7.750	
				ND:			-0.100			
				Final: 14.200	12.400	13.400	14.700	12.950	12.350	80.000
				Place: 4T	11	8T	1T	13	26	4
5	90	Matthew Wenske	Cypress Academy	Diff: 6.300	4.700	5.000	5.600	5.300	5.000	
				Exec: 8.150	6.900	8.350	8.050	8.250	8.500	
				ND: -0.100			-0.300			
				Final: 14.350	11.600	13.350	13.350	13.550	13.500	79.700
				Place: 2	17	11	23T	4	6	5
6	23	Shane Wiskus	MHG	Diff: 6.000	4.400	5.300	5.200	5.500	5.100	
				Exec: 8.250	6.950	8.650	9.100	7.000	8.200	
				ND:						
				Final: 14.250	11.350	13.950	14.300	12.500	13.300	79.650
				Place: 3	19	2	5*	20T	10	6
7	52	Alexei Vernyi	Cypress Academy	Diff: 5.800	4.500	4.700	5.200	4.600	4.900	
				Exec: 8.600	6.600	7.800	8.900	9.250	8.700	
				ND:			-0.300			
				Final: 14.400	11.100	12.500	13.800	13.850	13.600	79.250
				Place: 1	22	23*	18T	2	5	7
8	34	Addison Chung	New England Sports	Diff: 4.600	4.600	4.500	4.400	4.200	4.700	
				Exec: 8.250	8.000	9.000	9.400	8.850	8.700	
				ND:						
				Final: 12.850	12.600	13.500	13.800	13.050	13.400	79.200
				Place: 21*	9	4T	18T	10T	7T	8
9	35	Joshua Martin	Aerial	Diff: 5.400	4.000	4.400	5.200	4.800	4.500	
				Exec: 8.200	8.300	8.000	9.100	8.550	8.250	
				ND:						
				Final: 13.600	12.300	12.400	14.300	13.350	12.750	78.700
				Place: 8T	12	26	5*	7	21T	9
10	51	Favian Valdez	US Gym DC	Diff: 5.700	5.600	5.100	5.200	5.200	5.000	
				Exec: 7.950	7.700	6.750	8.700	8.550	6.950	
				ND: -0.100						
				Final: 13.550	13.300	11.850	13.900	13.750	11.950	78.300
				Place: 10T	4	29	14*	3	28	10







2015 P&G Championships - Men Day 1

Meet Results - 15-16

Aug 14, 2015

Page: 2
Printed: 8/14/2015 3:41:59 PM

Men / J5
Session: 1M

Rank	Num	Name	Gym							AA
11	77	Andrew Brower	US Gym DC	Diff: 5.000	4.800	5.000	4.400	4.900	4.700	
				Exec: 8.150	8.000	8.250	8.800	8.000	8.250	
				ND: _____	_____	_____	-0.100	_____	_____	
				Final: 13.150	12.800	13.250	13.100	12.900	12.950	78.150
				Place: 20	7	12T	27	14T	16*	11
12	55	Jacob Moore	Twistars USA	Diff: 4.900	5.400	4.700	4.400	4.200	4.600	
				Exec: 8.550	6.750	8.700	9.050	9.250	7.700	
				ND: _____	_____	_____	-0.100	_____	_____	
				Final: 13.450	12.150	13.400	13.350	13.450	12.300	78.100
				Place: 13	15T	8T	23T	5T	27	12
13	32	Jacob Light	Parkettes	Diff: 5.200	4.600	5.100	5.200	5.200	4.000	
				Exec: 8.400	7.600	8.150	8.650	7.300	8.400	
				ND: _____	_____	_____	-0.100	_____	_____	
				Final: 13.600	12.200	13.250	13.750	12.500	12.400	77.700
				Place: 8T	14	12T	20	20T	25	13
14T	15	Maxim Andryushchenko	Lake Shore	Diff: 5.300	5.000	5.100	5.200	5.200	5.100	
				Exec: 8.300	5.650	8.350	8.750	8.250	7.650	
				ND: -0.100	_____	_____	-0.100	_____	_____	
				Final: 13.500	10.650	13.450	13.850	13.450	12.750	77.650
				Place: 12	27	6T	17	5T	21T	14T
14T	28	Dante LaBarre	USA Flairs	Diff: 4.600	4.200	4.800	4.800	4.900	5.100	
				Exec: 8.250	7.100	8.300	9.200	7.350	9.050	
				ND: _____	_____	_____	_____	_____	_____	
				Final: 12.850	11.300	13.100	14.000	12.250	14.150	77.650
				Place: 21*	20	15	12*	24T	1	14T
16	79	Josh Zeal	Buffalo Grove	Diff: 4.800	4.600	4.600	4.800	4.800	4.300	
				Exec: 7.800	7.850	7.850	9.200	8.350	8.550	
				ND: -0.100	_____	_____	_____	_____	_____	
				Final: 12.500	12.450	12.450	14.000	13.150	12.850	77.400
				Place: 25	10	25	12*	8T	18T	16
17	67	Timothy Kutyla	US Gym DC	Diff: 5.200	4.400	5.000	3.800	4.500	4.700	
				Exec: 8.200	7.850	7.800	9.000	8.550	8.250	
				ND: _____	_____	_____	_____	_____	_____	
				Final: 13.400	12.250	12.800	12.800	13.050	12.950	77.250
				Place: 14	13	20	28	10T	16*	17
18	42	Bailey Perez	Premier	Diff: 5.400	4.300	4.700	5.200	4.800	4.800	
				Exec: 8.350	6.050	8.000	9.100	7.950	8.450	
				ND: _____	_____	_____	_____	_____	_____	
				Final: 13.750	10.350	12.700	14.300	12.750	13.250	77.100
				Place: 6	28	21	5*	18	11*	18
19	53	Anton Vorona	TAG USA	Diff: 4.900	4.400	4.900	5.600	4.500	4.500	
				Exec: 8.300	8.250	8.100	7.800	7.250	8.350	
				ND: _____	_____	_____	-0.100	_____	_____	
				Final: 13.200	12.650	13.000	13.300	11.750	12.850	76.750
				Place: 18T	8	17T	25	27	18T	19
20	40	Brennan Pantazis	Gym Nevada	Diff: 5.500	5.300	5.400	5.200	5.500	5.000	
				Exec: 6.050	5.850	8.100	9.050	7.650	8.150	
				ND: _____	_____	_____	-0.100	_____	_____	
				Final: 11.550	11.150	13.500	14.150	13.150	13.150	76.650
				Place: 29	21	4T	9T	8T	15	20







2015 P&G Championships - Men Day 1

Meet Results - 15-16

Aug 14, 2015

Page: 3
Printed: 8/14/2015 3:41:59 PM

Men / J5
Session: 1M

Rank	Num	Name	Gym							AA
21	13	Andrew Herrador	WCOGA	Diff: 4.500	4.200	4.800	4.800	4.300	4.800	
				Exec: 8.050	6.700	8.200	9.100	8.250	8.450	
				ND:						
				Final: 12.550	10.900	13.000	13.900	12.550	13.250	76.150
				Place: 24	23	17T	14T	19	11*	21
22	31	Evan Hymanson	Monmouth	Diff: 6.000	4.300	4.900	4.400	4.200	4.800	
				Exec: 7.650	7.250	8.500	9.150	6.900	8.050	
				ND: -0.100						
				Final: 13.550	11.550	13.400	13.550	11.100	12.850	76.000
				Place: 10T	18	8T	22	30	18T	22
23	30	Connor Lewis	Integrity	Diff: 5.200	3.800	4.400	5.200	5.100	4.300	
				Exec: 7.600	6.900	7.850	8.900	7.750	8.950	
				ND:						
				Final: 12.800	10.700	12.250	14.100	12.850	13.250	75.950
				Place: 23	25T	28	11	16	11T	23
24	74	Ethan Esval	Atlanta School	Diff: 4.600	3.700	4.600	4.400	4.300	4.200	
				Exec: 8.600	7.050	7.750	8.850	8.700	9.150	
				ND:						
				Final: 13.200	10.750	12.350	13.250	13.000	13.350	75.900
				Place: 18T	24	27	26	12	9	24
25T	68	Mitchell Brown	DeVeau's	Diff: 4.300	4.900	3.600	5.200	4.300	4.400	
				Exec: 7.750	8.250	7.350	9.300	8.200	8.250	
				ND:						
				Final: 12.050	13.150	10.950	14.500	12.500	12.650	75.800
				Place: 27	5	30	4	20T	24	25T
25T	37	Nicholas Merryman	New England Acad	Diff: 4.800	4.700	4.700	3.000	4.500	4.700	
				Exec: 8.450	8.750	8.350	9.100	7.750	7.000	
				ND:						
				Final: 13.250	13.450	13.050	12.100	12.250	11.700	75.800
				Place: 16T	3	16	30	24T	29	25T
27	94	Daniel Yoon	SCATS	Diff: 4.800	4.300	4.700	3.600	4.700	4.400	
				Exec: 8.750	6.400	7.800	9.150	7.650	8.800	
				ND: -0.300			-0.100			
				Final: 13.250	10.700	12.500	12.650	12.350	13.200	74.650
				Place: 16T	25T	23*	29	23	14	27
28	46	Shane Sadighi	Azarian	Diff: 4.000	4.500	4.800	5.200	4.400	4.600	
				Exec: 6.600	7.650	8.650	8.950	7.000	8.100	
				ND:						
				Final: 10.600	12.150	13.450	14.150	11.400	12.700	74.450
				Place: 30	15T	6T	9T	29	23	28
29	33	Mitchell Mandozzi	New England Acad	Diff: 4.300	3.600	4.300	4.400	4.900	4.600	
				Exec: 7.950	6.300	8.650	9.300	6.800	9.150	
				ND:						
				Final: 12.250	9.900	12.950	13.700	11.700	13.750	74.250
				Place: 26	30	19	21	28	3T	29
30	5	Andrew Bitner	Gymnastix Train Ctr	Diff: 5.500	4.400	4.800	5.200	4.400	4.000	
				Exec: 6.200	5.600	8.400	8.700	7.800	7.450	
				ND:						
				Final: 11.700	10.000	13.200	13.900	12.200	11.450	72.450
				Place: 28	29	14	14*	26	30	30