

# 2014 Winter Cup Prelims







## Meet Results

Feb 20, 2014

Men / SR

Session: All







Judge's Signatures

| Rank | Num | Name                | Gym               | Diff  |  |  |  |  |  |  | AA |
|------|-----|---------------------|-------------------|---|---|---|---|---|---|---|----|
| 1    | 84  | Marvin Kimble       | Swiss Turners     | Diff: 6.000<br>Exec: 9.050<br>ND:<br>Final: 15.050<br>Place: 7          | 6.500<br>6.900  | 6.200<br>8.550  | 5.600<br>8.800  | 6.100<br>8.750  | 5.700<br>8.050  | 86.200<br>1   |    |
| 2T   | 60  | John Orozco         | Tm Hilton HHonors | Diff: 6.100<br>Exec: 7.650<br>ND:<br>Final: 13.750<br>Place: 36T        | 6.300<br>6.400  | 6.400<br>8.100  | 5.700<br>9.450  | 6.600<br>7.900  | 6.600<br>8.950  | 86.150<br>2T  |    |
| 2T   | 49  | Sean Melton         | Ohio State        | Diff: 6.100<br>Exec: 9.000<br>ND:<br>Final: 15.100<br>Place: 5T         | 6.200<br>6.850  | 5.900<br>8.150  | 5.600<br>9.150  | 6.300<br>8.050  | 5.900<br>8.950  | 86.150<br>2T  |    |
| 4    | 29  | Donnell Whittenburg | USOTC             | Diff: 6.300<br>Exec: 8.150<br>ND: -0.100<br>Final: 14.350<br>Place: 21T | 5.800<br>6.350  | 6.800<br>8.900  | 5.600<br>9.300  | 6.500<br>8.200  | 5.600<br>8.600  | 86.000<br>4   |    |
| 5    | 16  | Chris Brooks        | Tm Hilton HHonors | Diff: 6.200<br>Exec: 8.500<br>ND: -0.300<br>Final: 14.400<br>Place: 16T | 5.500<br>7.850  | 6.000<br>8.050  | 5.600<br>9.350  | 6.500<br>7.350  | 6.600<br>8.600  | 85.800<br>5   |    |
| 6    | 36  | Jake Martin         | Ohio State        | Diff: 6.100<br>Exec: 8.850<br>ND:<br>Final: 14.950<br>Place: 9          | 6.100<br>6.450  | 5.600<br>7.800  | 5.700<br>9.650  | 5.900<br>8.650  | 6.000<br>8.500  | 85.300<br>6   |    |
| 7    | 75  | Akash Modi          | Stanford          | Diff: 6.300<br>Exec: 8.100<br>ND:<br>Final: 14.400<br>Place: 16T        | 5.900<br>7.450  | 5.800<br>8.250  | 5.200<br>9.000  | 6.300<br>9.100  | 5.700<br>7.950  | 85.050<br>7   |    |
| 8    | 2   | Joshua Dixon        | USOTC             | Diff: 6.500<br>Exec: 9.150<br>ND:<br>Final: 15.650<br>Place: 1          | 5.700<br>6.000  | 5.400<br>8.650  | 5.800<br>9.200  | 5.800<br>8.050  | 6.100<br>8.300  | 84.650<br>8   |    |
| 9    | 41  | Danell Leyva        | Tm Hilton HHonors | Diff: 6.400<br>Exec: 8.600<br>ND:<br>Final: 15.000<br>Place: 8          | 5.800<br>7.200  | 5.800<br>7.200  | 5.200<br>9.300  | 6.800<br>8.550  | 7.200<br>6.450  | 84.400<br>9   |    |
| 10   | 3   | Donothan Bailey     | Cal Berkeley      | Diff: 5.900<br>Exec: 8.550<br>ND:<br>Final: 14.450<br>Place: 14T        | 6.200<br>7.300  | 5.500<br>8.250  | 5.200<br>8.900  | 5.700<br>8.950  | 5.500<br>8.050  | 84.000<br>10  |    |

# 2014 Winter Cup Prelims

## Meet Results







Feb 20, 2014

| Rank | Num | Name                  | Gym            |  |  |  |  |  |  | AA     |
|------|-----|-----------------------|----------------|---|---|---|---|---|---|--------|
| 11   | 91  | Allan Bower           | Univ Oklahoma  | Diff: 5.600   | 5.500   | 5.300   | 5.200   | 5.700   | 5.400   |        |
|      |     |                       |                | Exec: 8.500   | 8.550   | 8.100   | 9.000   | 8.400   | 8.600   |        |
|      |     |                       |                | ND: -0.100  |   |   |   |   |   |        |
|      |     |                       |                | Final: 14.000   | 14.050  | 13.400  | 14.200  | 14.100  | 14.000  | 83.750 |
|      |     |                       |                | Place: 27   | 3   | 34T   | 39*   | 15  | 12  | 11     |
| 12T  | 64  | CJ Maestas            | Univ Illinois  | Diff: 6.300   | 5.300   | 6.700   | 5.200   | 5.700   | 5.300   |        |
|      |     |                       |                | Exec: 8.900   | 6.500   | 8.300   | 9.350   | 7.850   | 8.300   |        |
|      |     |                       |                | ND:   |   |   | -0.100  |   |   |        |
|      |     |                       |                | Final: 15.200   | 11.800  | 15.000  | 14.450  | 13.550  | 13.600  | 83.600 |
|      |     |                       |                | Place: 4  | 40T   | 5   | 21T   | 24  | 27*   | 12T    |
| 12T  | 94  | Alec Robin            | Univ Oklahoma  | Diff: 6.300   | 5.800   | 4.700   | 5.700   | 5.100   | 5.300   |        |
|      |     |                       |                | Exec: 9.200   | 7.550   | 7.600   | 9.550   | 8.500   | 8.300   |        |
|      |     |                       |                | ND:   |   |   |   |   |   |        |
|      |     |                       |                | Final: 15.500   | 13.350  | 12.300  | 15.250  | 13.600  | 13.600  | 83.600 |
|      |     |                       |                | Place: 2  | 10T   | 55T   | 2   | 23  | 27*   | 12T    |
| 14   | 78  | Eddie Penev           | Stanford       | Diff: 6.700   | 5.000   | 5.200   | 5.800   | 5.400   | 5.500   |        |
|      |     |                       |                | Exec: 8.450   | 7.000   | 8.450   | 9.350   | 8.800   | 8.200   |        |
|      |     |                       |                | ND: -0.300  |   |   |   |   |   |        |
|      |     |                       |                | Final: 14.850   | 12.000  | 13.650  | 15.150  | 14.200  | 13.700  | 83.550 |
|      |     |                       |                | Place: 10   | 38  | 30T   | 3T  | 13T   | 18T   | 14     |
| 15   | 39  | Kiwan Watts           | Above the Bar  | Diff: 5.500   | 5.000   | 5.500   | 5.200   | 5.600   | 5.000   |        |
|      |     |                       |                | Exec: 8.900   | 8.050   | 8.200   | 9.200   | 7.750   | 8.800   |        |
|      |     |                       |                | ND:   |   |   |   |   |   |        |
|      |     |                       |                | Final: 14.400   | 13.050  | 13.700  | 14.400  | 13.350  | 13.800  | 82.700 |
|      |     |                       |                | Place: 16T  | 17T   | 28T   | 23*   | 28T   | 16  | 15     |
| 16   | 57  | Timothy Wang          | Air Force      | Diff: 5.800   | 5.700   | 5.000   | 5.200   | 5.500   | 5.600   |        |
|      |     |                       |                | Exec: 8.550   | 7.450   | 8.050   | 9.100   | 7.750   | 8.350   |        |
|      |     |                       |                | ND:   |   |   |   |   |   |        |
|      |     |                       |                | Final: 14.350   | 13.150  | 13.050  | 14.300  | 13.250  | 13.950  | 82.050 |
|      |     |                       |                | Place: 21T  | 15T   | 44  | 34*   | 32T   | 13T   | 16     |
| 17   | 54  | Bobby Baker           | Aerial         | Diff: 6.100   | 5.100   | 5.200   | 5.600   | 5.400   | 5.500   |        |
|      |     |                       |                | Exec: 7.800   | 6.950   | 8.450   | 9.200   | 8.650   | 7.950   |        |
|      |     |                       |                | ND:   |   |   |   |   |   |        |
|      |     |                       |                | Final: 13.900   | 12.050  | 13.650  | 14.800  | 14.050  | 13.450  | 81.900 |
|      |     |                       |                | Place: 31   | 36T   | 30T   | 13T   | 16  | 35T   | 17     |
| 18   | 43  | Adrian de los Angeles | Univ Michigan  | Diff: 6.400   | 5.600   | 5.700   | 5.600   | 6.300   | 5.800   |        |
|      |     |                       |                | Exec: 7.700   | 8.550   | 6.000   | 9.200   | 9.200   | 6.000   |        |
|      |     |                       |                | ND: -0.300  |   |   |   |   |   |        |
|      |     |                       |                | Final: 13.800   | 14.150  | 11.700  | 14.800  | 15.500  | 11.800  | 81.750 |
|      |     |                       |                | Place: 33T  | 2   | 63  | 13T   | 1   | 57  | 18     |
| 19   | 61  | Danny Berardini       | Univ Oklahoma  | Diff: 5.400   | 4.500   | 5.400   | 5.200   | 5.900   | 6.100   |        |
|      |     |                       |                | Exec: 8.550   | 6.800   | 9.200   | 9.100   | 7.000   | 8.350   |        |
|      |     |                       |                | ND:   |   |   |   |   |   |        |
|      |     |                       |                | Final: 13.950   | 11.300  | 14.600  | 14.300  | 12.900  | 14.450  | 81.500 |
|      |     |                       |                | Place: 28*  | 49  | 11T   | 34*   | 41  | 5   | 19     |
| 20   | 47  | Ellis Mannon          | Univ Minnesota | Diff: 5.300   | 6.300   | 5.000   | 5.200   | 5.800   | 5.000   |        |
|      |     |                       |                | Exec: 8.300   | 7.450   | 8.350   | 8.800   | 8.200   | 7.750   |        |
|      |     |                       |                | ND: -0.300  |   |   |   |   |   |        |
|      |     |                       |                | Final: 13.600   | 13.750  | 13.350  | 13.700  | 14.000  | 12.750  | 81.150 |
|      |     |                       |                | Place: 39T  | 4   | 36  | 51  | 17T   | 49T   | 20     |

# 2014 Winter Cup Prelims

## Meet Results







Feb 20, 2014

| Rank | Num | Name               | Gym              |        |  |  |  |  |  |  | AA     |
|------|-----|--------------------|------------------|--------|---|---|---|---|---|---|--------|
| 21   | 14  | Trevor Howard      | Penn State       | Diff:  | 6.500   | 5.200   | 6.400   | 5.600   | 6.100   | 5.700   |        |
|      |     |                    |                  | Exec:  | 8.100   | 4.950   | 7.550   | 8.950   | 8.100   | 7.750   |        |
|      |     |                    |                  | ND:    |   |   |   |   |   |   |        |
|      |     |                    |                  | Final: | 14.600  | 10.150  | 13.950  | 14.550  | 14.200  | 13.450  | 80.900 |
|      |     |                    |                  | Place: | 12  | 55  | 24  | 19T   | 13T   | 35T   | 21     |
| 22T  | 1   | Emyre Cole         | Go For It        | Diff:  | 5.500   | 4.300   | 4.400   | 5.700   | 4.700   | 5.100   |        |
|      |     |                    |                  | Exec:  | 8.850   | 7.500   | 8.550   | 9.450   | 7.900   | 8.600   |        |
|      |     |                    |                  | ND:    |   |   |   |   |   |   |        |
|      |     |                    |                  | Final: | 14.350  | 11.800  | 12.950  | 15.150  | 12.600  | 13.700  | 80.550 |
|      |     |                    |                  | Place: | 21T   | 40T   | 46T   | 3*  | 43  | 18T   | 22T    |
| 22T  | 76  | Tristan Burke      | WOGA Frisco      | Diff:  | 5.900   | 5.200   | 5.500   | 5.600   | 5.200   | 5.000   |        |
|      |     |                    |                  | Exec:  | 7.950   | 7.750   | 8.500   | 9.000   | 6.800   | 8.150   |        |
|      |     |                    |                  | ND:    |   |   |   |   |   |   |        |
|      |     |                    |                  | Final: | 13.850  | 12.950  | 14.000  | 14.600  | 12.000  | 13.150  | 80.550 |
|      |     |                    |                  | Place: | 32  | 21  | 23  | 18  | 53T   | 43  | 22T    |
| 24   | 93  | Daniel Potemski    | William and Mary | Diff:  | 5.400   | 5.000   | 5.200   | 5.200   | 5.000   | 4.400   |        |
|      |     |                    |                  | Exec:  | 8.550   | 7.200   | 8.650   | 9.000   | 8.150   | 8.600   |        |
|      |     |                    |                  | ND:    |   |   |   |   |   |   |        |
|      |     |                    |                  | Final: | 13.950  | 12.200  | 13.850  | 14.200  | 13.150  | 13.000  | 80.350 |
|      |     |                    |                  | Place: | 28*   | 30T   | 25T   | 39*   | 35T   | 46  | 24     |
| 25   | 52  | Alex Powarzynski   | Univ Oklahoma    | Diff:  | 5.400   | 4.200   | 5.100   | 5.200   | 5.300   | 5.100   |        |
|      |     |                    |                  | Exec:  | 8.350   | 7.150   | 8.600   | 9.250   | 7.850   | 8.800   |        |
|      |     |                    |                  | ND:    |   |   |   |   |   |   |        |
|      |     |                    |                  | Final: | 13.750  | 11.350  | 13.700  | 14.450  | 13.150  | 13.900  | 80.300 |
|      |     |                    |                  | Place: | 36T   | 47T   | 28T   | 21T   | 35T   | 15  | 25     |
| 26   | 9   | Grant Breckenridge | Buffalo Grove    | Diff:  | 5.200   | 4.800   | 4.500   | 5.200   | 5.100   | 4.700   |        |
|      |     |                    |                  | Exec:  | 8.500   | 8.050   | 8.700   | 9.100   | 8.250   | 7.900   |        |
|      |     |                    |                  | ND:    |   |   |   |   |   |   |        |
|      |     |                    |                  | Final: | 13.700  | 12.850  | 13.200  | 14.300  | 13.350  | 12.600  | 80.000 |
|      |     |                    |                  | Place: | 38  | 22T   | 42T   | 34T   | 28T   | 52T   | 26     |
| 27   | 96  | Cameron Bock       | SCATS            | Diff:  | 5.100   | 5.200   | 4.800   | 5.200   | 5.600   | 5.000   |        |
|      |     |                    |                  | Exec:  | 7.900   | 7.650   | 7.450   | 8.650   | 8.800   | 8.500   |        |
|      |     |                    |                  | ND:    |   |   |   |   |   |   |        |
|      |     |                    |                  | Final: | 13.000  | 12.850  | 12.250  | 13.850  | 14.400  | 13.500  | 79.850 |
|      |     |                    |                  | Place: | 53T   | 22T   | 57  | 48T   | 9*  | 33T   | 27     |
| 28   | 10  | Dmitri Belanovski  | Swiss Turners    | Diff:  | 5.800   | 5.500   | 5.500   | 5.200   | 5.000   | 5.700   |        |
|      |     |                    |                  | Exec:  | 8.000   | 6.600   | 7.750   | 9.100   | 7.550   | 8.350   |        |
|      |     |                    |                  | ND:    | -0.300  |   |   |   |   |   |        |
|      |     |                    |                  | Final: | 13.500  | 12.100  | 13.250  | 14.300  | 12.550  | 14.050  | 79.750 |
|      |     |                    |                  | Place: | 43T   | 35  | 37T   | 34*   | 44  | 11  | 28     |
| 29   | 63  | David Jessen       | RISE             | Diff:  | 5.400   | 5.800   | 4.600   | 5.200   | 6.200   | 5.600   |        |
|      |     |                    |                  | Exec:  | 8.400   | 6.550   | 7.600   | 9.200   | 7.100   | 8.050   |        |
|      |     |                    |                  | ND:    |   |   |   |   |   |   |        |
|      |     |                    |                  | Final: | 13.800  | 12.350  | 12.200  | 14.400  | 13.300  | 13.650  | 79.700 |
|      |     |                    |                  | Place: | 33T   | 27  | 58T   | 23*   | 30T   | 23T   | 29     |
| 30   | 37  | Matthew Loochtan   | Univ Iowa        | Diff:  | 5.800   | 4.500   | 6.000   | 5.200   | 3.900   | 5.100   |        |
|      |     |                    |                  | Exec:  | 8.650   | 7.550   | 8.050   | 9.200   | 7.400   | 8.300   |        |
|      |     |                    |                  | ND:    |   |   |   |   |   |   |        |
|      |     |                    |                  | Final: | 14.450  | 12.050  | 14.050  | 14.400  | 11.300  | 13.400  | 79.650 |
|      |     |                    |                  | Place: | 14T   | 36T   | 18T   | 23*   | 57  | 38T   | 30     |

# 2014 Winter Cup Prelims

## Meet Results







Feb 20, 2014

| Rank | Num | Name             | Gym           |  |  |  |  |  |  | AA     |
|------|-----|------------------|---------------|---|---|---|---|---|---|--------|
| 31   | 18  | Robert Neff      | Swiss Turners | Diff: 5.500   | 5.900   | 5.200   | 5.200   | 5.500   | 5.600   |        |
|      |     |                  |               | Exec: 7.700   | 5.600   | 7.750   | 9.200   | 7.650   | 8.000   |        |
|      |     |                  |               | ND:   |   |   |   |   |   |        |
|      |     |                  |               | Final: 13.200   | 11.500  | 12.950  | 14.400  | 13.150  | 13.600  | 78.800 |
|      |     |                  |               | Place: 51T  | 46  | 46T   | 23*   | 35T   | 27T   | 31     |
| 32   | 4   | Yul Moldauer     | 5280 Gym      | Diff: 5.700   | 5.700   | 5.700   | 3.600   | 6.100   | 5.200   |        |
|      |     |                  |               | Exec: 6.850   | 7.450   | 7.800   | 9.100   | 7.400   | 8.000   |        |
|      |     |                  |               | ND:   |   |   |   |   |   |        |
|      |     |                  |               | Final: 12.550   | 13.150  | 13.500  | 12.700  | 13.500  | 13.200  | 78.600 |
|      |     |                  |               | Place: 60   | 15T   | 32  | 59  | 25  | 41T   | 32     |
| 33   | 31  | Johnny Jacobson  | USA Gym World | Diff: 5.400   | 4.500   | 5.100   | 4.400   | 4.900   | 5.100   |        |
|      |     |                  |               | Exec: 8.350   | 8.750   | 7.300   | 9.000   | 8.400   | 7.650   |        |
|      |     |                  |               | ND: -0.500  |   |   |   |   |   |        |
|      |     |                  |               | Final: 13.250   | 13.250  | 12.400  | 13.400  | 13.300  | 12.750  | 78.350 |
|      |     |                  |               | Place: 50   | 13T   | 53T   | 55T   | 30T   | 49T   | 33     |
| 34   | 69  | Alec Yoder       | Interactive   | Diff: 5.200   | 6.000   | 5.800   | 5.200   | 5.600   | 5.400   |        |
|      |     |                  |               | Exec: 7.700   | 6.200   | 7.450   | 8.800   | 6.650   | 8.300   |        |
|      |     |                  |               | ND:   |   |   |   |   |   |        |
|      |     |                  |               | Final: 12.900   | 12.200  | 13.250  | 14.000  | 12.250  | 13.700  | 78.300 |
|      |     |                  |               | Place: 55   | 30T   | 37T   | 47  | 49  | 18T   | 34     |
| 35   | 22  | Davis Grooms     | Champions     | Diff: 4.600   | 5.400   | 5.200   | 4.400   | 5.300   | 5.200   |        |
|      |     |                  |               | Exec: 8.050   | 8.150   | 7.000   | 9.450   | 7.200   | 8.250   |        |
|      |     |                  |               | ND:   |   |   |   |   |   |        |
|      |     |                  |               | Final: 12.650   | 13.550  | 12.200  | 13.850  | 12.500  | 13.450  | 78.200 |
|      |     |                  |               | Place: 59   | 7   | 58T   | 48T   | 45  | 35T   | 35     |
| 36   | 13  | Marty Strech     | Azarian       | Diff: 5.900   | 5.100   | 5.400   | 5.200   | 5.000   | 5.200   |        |
|      |     |                  |               | Exec: 7.100   | 4.550   | 8.750   | 9.350   | 8.000   | 8.400   |        |
|      |     |                  |               | ND:   |   |   |   |   |   |        |
|      |     |                  |               | Final: 13.000   | 9.650   | 14.150  | 14.550  | 13.000  | 13.600  | 77.950 |
|      |     |                  |               | Place: 53T  | 56  | 16T   | 19T   | 39T   | 27T   | 36     |
| 37   | 53  | Alex Diab        | Premier       | Diff: 5.600   | 4.500   | 5.700   | 5.200   | 3.700   | 5.000   |        |
|      |     |                  |               | Exec: 7.850   | 6.850   | 7.750   | 9.000   | 8.300   | 8.400   |        |
|      |     |                  |               | ND:   |   |   |   |   |   |        |
|      |     |                  |               | Final: 13.450   | 11.350  | 13.450  | 14.200  | 12.000  | 13.400  | 77.850 |
|      |     |                  |               | Place: 45T  | 47T   | 33  | 39*   | 53T   | 38T   | 37     |
| 38   | 45  | Kevin Wolting    | Cal Berkeley  | Diff: 5.600   | 4.600   | 5.100   | 5.200   | 5.400   | 5.800   |        |
|      |     |                  |               | Exec: 8.800   | 5.750   | 8.100   | 9.200   | 7.000   | 7.250   |        |
|      |     |                  |               | ND:   |   |   |   |   |   |        |
|      |     |                  |               | Final: 14.400   | 10.350  | 13.200  | 14.400  | 12.400  | 13.050  | 77.800 |
|      |     |                  |               | Place: 16T  | 54  | 42T   | 23*   | 47T   | 45  | 38     |
| 39   | 44  | Anthony McCallum | Hayden's      | Diff: 5.300   | 4.900   | 5.000   | 5.200   | 5.600   | 4.600   |        |
|      |     |                  |               | Exec: 8.250   | 6.300   | 7.700   | 8.200   | 7.800   | 7.550   |        |
|      |     |                  |               | ND:   |   |   | -0.100  |   |   |        |
|      |     |                  |               | Final: 13.550   | 11.200  | 12.700  | 13.300  | 13.400  | 12.150  | 76.300 |
|      |     |                  |               | Place: 42   | 50  | 50T   | 58  | 27  | 55  | 39     |
| 40   | 55  | Dylan Ellsworth  | USA Gym World | Diff: 4.700   | 4.500   | 4.700   | 5.200   | 4.900   | 5.100   |        |
|      |     |                  |               | Exec: 8.050   | 7.800   | 7.700   | 9.100   | 6.950   | 7.500   |        |
|      |     |                  |               | ND:   |   |   |   |   |   |        |
|      |     |                  |               | Final: 12.750   | 12.300  | 12.400  | 14.300  | 11.850  | 12.600  | 76.200 |
|      |     |                  |               | Place: 57T  | 28  | 53T   | 34*   | 55T   | 52T   | 40     |

# 2014 Winter Cup Prelims

## Meet Results







Feb 20, 2014

| Rank | Num | Name               | Gym              |  |  |  |  |  |  | AA     |
|------|-----|--------------------|------------------|---|---|---|---|---|---|--------|
| 41   | 46  | Yaroslav Pochinka  | WOGA Plano       | Diff: 5.800   | 4.300   | 5.700   | 5.600   | 4.600   | 4.200   |        |
|      |     |                    |                  | Exec: 6.600   | 7.950   | 6.450   | 8.800   | 7.500   | 7.750   |        |
|      |     |                    |                  | ND: -0.300  |   |   |   |   |   |        |
|      |     |                    |                  | Final: 12.100   | 12.250  | 12.150  | 14.400  | 12.100  | 11.950  | 74.950 |
|      |     |                    |                  | Place: 64   | 29  | 60  | 23*   | 51  | 56  | 41     |
| 42   | 67  | Joseph Hodges      | UIC              | Diff: 4.800   | 5.000   | 4.600   | 4.400   | 5.000   | 5.300   |        |
|      |     |                    |                  | Exec: 7.600   | 5.700   | 8.100   | 9.050   | 6.850   | 7.950   |        |
|      |     |                    |                  | ND:   |   |   | -0.100  |   |   |        |
|      |     |                    |                  | Final: 12.400   | 10.700  | 12.700  | 13.350  | 11.850  | 13.250  | 74.250 |
|      |     |                    |                  | Place: 61T  | 52  | 50T   | 57  | 55T   | 40  | 42     |
| 43   | 100 | Ryan Sheppard      | WOGA Plano       | Diff: 5.300   | 5.500   | 5.700   | 5.600   | 5.500   | 4.800   |        |
|      |     |                    |                  | Exec: 6.150   | 6.650   | 6.850   | 8.100   | 6.550   | 7.700   |        |
|      |     |                    |                  | ND:   |   |   | -0.300  |   |   |        |
|      |     |                    |                  | Final: 11.450   | 12.150  | 12.550  | 13.400  | 12.050  | 12.500  | 74.100 |
|      |     |                    |                  | Place: 65   | 32T   | 52  | 55T   | 52  | 54  | 43     |
| 44   | 42  | Jacob Barrus       | Ridgewood        | Diff: 5.600   | 3.500   | 4.700   | 4.800   | 5.300   | 5.200   |        |
|      |     |                    |                  | Exec: 7.150   | 5.200   | 7.050   | 9.300   | 7.150   | 8.000   |        |
|      |     |                    |                  | ND:   |   |   |   |   |   |        |
|      |     |                    |                  | Final: 12.750   | 8.700   | 11.750  | 14.100  | 12.450  | 13.200  | 72.950 |
|      |     |                    |                  | Place: 57T  | 57  | 62  | 43T   | 46  | 41T   | 44     |
| 45   | 6   | Stacey Ervin       | Univ Michigan    | Diff: 6.400   | 4.400   | 0.000   | 5.600   | 5.800   | 5.400   |        |
|      |     |                    |                  | Exec: 8.850   | 6.450   | 0.000   | 9.300   | 8.450   | 7.700   |        |
|      |     |                    |                  | ND:   |   |   |   |   |   |        |
|      |     |                    |                  | Final: 15.250   | 10.850  | 0.000   | 14.900  | 14.250  | 13.100  | 68.350 |
|      |     |                    |                  | Place: 3  | 51  | 65*   | 10*   | 12  | 44  | 45     |
| 46   | 7   | Fabian DeLuna      | WOGA Frisco      | Diff: 5.600   | 0.000   | 5.900   | 5.600   | 6.000   | 5.200   |        |
|      |     |                    |                  | Exec: 8.650   | 0.000   | 8.400   | 8.150   | 8.000   | 6.400   |        |
|      |     |                    |                  | ND: -0.300  |   |   | -0.300  |   |   |        |
|      |     |                    |                  | Final: 13.950   | 0.000   | 14.300  | 13.450  | 14.000  | 11.600  | 67.300 |
|      |     |                    |                  | Place: 28T  | 58*   | 14T   | 54  | 17T   | 58  | 46     |
| 47   | 72  | Andrew Botto       | Univ Iowa        | Diff: 0.000   | 4.900   | 5.800   | 5.200   | 4.900   | 4.800   |        |
|      |     |                    |                  | Exec: 0.000   | 5.750   | 8.050   | 9.150   | 8.100   | 8.050   |        |
|      |     |                    |                  | ND:   |   |   |   |   |   |        |
|      |     |                    |                  | Final: 0.000  | 10.650  | 13.850  | 14.350  | 13.000  | 12.850  | 64.700 |
|      |     |                    |                  | Place: 66*  | 53  | 25T   | 31T   | 39T   | 47T   | 47     |
| 48   | 38  | Chandler Eggleston | Univ Illinois    | Diff: 6.200   | 0.000   | 0.000   | 5.700   | 4.700   | 5.400   |        |
|      |     |                    |                  | Exec: 8.200   | 0.000   | 0.000   | 9.400   | 8.400   | 8.750   |        |
|      |     |                    |                  | ND:   |   |   |   |   |   |        |
|      |     |                    |                  | Final: 14.400   | 0.000   | 0.000   | 15.100  | 13.100  | 14.150  | 56.750 |
|      |     |                    |                  | Place: 16T  | 58*   | 65*   | 6   | 38  | 9T  | 48     |
| 49   | 77  | Jacob Dastrup      | Ohio State       | Diff: 6.400   | 6.000   | 0.000   | 5.600   | 6.100   | 0.000   |        |
|      |     |                    |                  | Exec: 7.900   | 5.800   | 0.000   | 9.150   | 7.900   | 0.000   |        |
|      |     |                    |                  | ND:   |   |   | -0.100  |   |   |        |
|      |     |                    |                  | Final: 14.300   | 11.800  | 0.000   | 14.650  | 14.000  | 0.000   | 54.750 |
|      |     |                    |                  | Place: 24T  | 40T   | 65*   | 17  | 17T   | 59*   | 49     |
| 50T  | 5   | Neal Courter       | William and Mary | Diff: 6.300   | 0.000   | 4.100   | 5.600   | 0.000   | 5.200   |        |
|      |     |                    |                  | Exec: 8.600   | 0.000   | 7.200   | 8.850   | 0.000   | 8.500   |        |
|      |     |                    |                  | ND: -0.400  |   |   | -0.100  |   |   |        |
|      |     |                    |                  | Final: 14.500   | 0.000   | 11.300  | 14.350  | 0.000   | 13.700  | 53.850 |
|      |     |                    |                  | Place: 13   | 58*   | 64  | 31T   | 59*   | 18T   | 50T    |

# 2014 Winter Cup Prelims

## Meet Results







Feb 20, 2014

| Rank | Num | Name                | Gym              |  |  |  |  |  |  | AA     |
|------|-----|---------------------|------------------|---|---|---|---|---|---|--------|
| 50T  | 15  | Antonio Castro      | Univ Nebraska    | Diff: 5.200   | 5.600   | 0.000   | 4.400   | 0.000   | 5.000   |        |
|      |     |                     |                  | Exec: 8.350   | 7.650   | 0.000   | 9.250   | 0.000   | 8.500   |        |
|      |     |                     |                  | ND: -0.100  |   |   |   |   |   |        |
|      |     |                     |                  | Final: 13.450   | 13.250  | 0.000   | 13.650  | 0.000   | 13.500  | 53.850 |
|      |     |                     |                  | Place: 45T  | 13T   | 65*   | 52T   | 59*   | 33T   | 50T    |
| 52   | 33  | Paul Hichwa         | Stanford         | Diff: 5.800   | 0.000   | 0.000   | 5.200   | 5.400   | 5.800   |        |
|      |     |                     |                  | Exec: 7.400   | 0.000   | 0.000   | 8.900   | 7.400   | 7.900   |        |
|      |     |                     |                  | ND:   |   |   |   |   |   |        |
|      |     |                     |                  | Final: 13.200   | 0.000   | 0.000   | 14.100  | 12.800  | 13.700  | 53.800 |
|      |     |                     |                  | Place: 51T  | 58*   | 65*   | 43T   | 42  | 18T   | 52     |
| 53   | 80  | Taylor Seaton       | Stanford         | Diff: 5.700   | 0.000   | 4.700   | 5.600   | 0.000   | 4.900   |        |
|      |     |                     |                  | Exec: 8.100   | 0.000   | 8.550   | 8.350   | 0.000   | 7.800   |        |
|      |     |                     |                  | ND:   |   |   | -0.300  |   |   |        |
|      |     |                     |                  | Final: 13.800   | 0.000   | 13.250  | 13.650  | 0.000   | 12.700  | 53.400 |
|      |     |                     |                  | Place: 33T  | 58*   | 37T   | 52T   | 59*   | 51  | 53     |
| 54   | 92  | Joey Peters         | Univ Illinois    | Diff: 0.000   | 5.500   | 5.500   | 0.000   | 5.800   | 5.600   |        |
|      |     |                     |                  | Exec: 0.000   | 7.550   | 7.750   | 0.000   | 7.650   | 7.250   |        |
|      |     |                     |                  | ND:   |   |   |   |   |   |        |
|      |     |                     |                  | Final: 0.000  | 13.050  | 13.250  | 0.000   | 13.450  | 12.850  | 52.600 |
|      |     |                     |                  | Place: 66*  | 17T   | 37T   | 60*   | 26  | 47T   | 54     |
| 55   | 62  | Nicholas Gaudlip    | Air Force        | Diff: 5.400   | 5.100   | 0.000   | 0.000   | 5.300   | 5.400   |        |
|      |     |                     |                  | Exec: 7.300   | 6.450   | 0.000   | 0.000   | 7.100   | 8.950   |        |
|      |     |                     |                  | ND: -0.300  |   |   |   |   |   |        |
|      |     |                     |                  | Final: 12.400   | 11.550  | 0.000   | 0.000   | 12.400  | 14.350  | 50.700 |
|      |     |                     |                  | Place: 61T  | 45  | 65*   | 60*   | 47T   | 7   | 55     |
| 56   | 30  | Quest Hayden        | Hayden's         | Diff: 0.000   | 4.800   | 5.000   | 4.400   | 3.300   | 0.000   |        |
|      |     |                     |                  | Exec: 0.000   | 7.100   | 8.250   | 9.650   | 5.000   | 0.000   |        |
|      |     |                     |                  | ND:   |   |   |   |   |   |        |
|      |     |                     |                  | Final: 0.000  | 11.900  | 13.250  | 14.050  | 8.300   | 0.000   | 47.500 |
|      |     |                     |                  | Place: 66*  | 39  | 37T   | 46  | 58  | 59*   | 56     |
| 57   | 83  | Colin Van Wicklen   | Univ Oklahoma    | Diff: 6.000   | 0.000   | 0.000   | 5.600   | 0.000   | 5.500   |        |
|      |     |                     |                  | Exec: 9.100   | 0.000   | 0.000   | 9.150   | 0.000   | 8.450   |        |
|      |     |                     |                  | ND:   |   |   |   |   |   |        |
|      |     |                     |                  | Final: 15.100   | 0.000   | 0.000   | 14.750  | 0.000   | 13.950  | 43.800 |
|      |     |                     |                  | Place: 5T   | 58*   | 65*   | 15*   | 59*   | 13T   | 57     |
| 58   | 28  | Landon Funicello    | William and Mary | Diff: 5.900   | 0.000   | 6.600   | 0.000   | 5.600   | 0.000   |        |
|      |     |                     |                  | Exec: 8.300   | 0.000   | 8.150   | 0.000   | 8.800   | 0.000   |        |
|      |     |                     |                  | ND:   |   |   |   |   |   |        |
|      |     |                     |                  | Final: 14.200   | 0.000   | 14.750  | 0.000   | 14.400  | 0.000   | 43.350 |
|      |     |                     |                  | Place: 26   | 58*   | 7T  | 60*   | 9*  | 59*   | 58     |
| 59   | 82  | Steven Lacombe      | Cal Berkeley     | Diff: 5.600   | 0.000   | 6.700   | 5.600   | 0.000   | 0.000   |        |
|      |     |                     |                  | Exec: 7.300   | 0.000   | 8.200   | 9.350   | 0.000   | 0.000   |        |
|      |     |                     |                  | ND: -0.100  |   |   |   |   |   |        |
|      |     |                     |                  | Final: 12.800   | 0.000   | 14.900  | 14.950  | 0.000   | 0.000   | 42.650 |
|      |     |                     |                  | Place: 56   | 58*   | 6   | 8*  | 59*   | 59*   | 59     |
| 60   | 88  | Jeffrey Langenstein | Cal Berkeley     | Diff: 6.100   | 0.000   | 5.800   | 5.600   | 0.000   | 0.000   |        |
|      |     |                     |                  | Exec: 7.300   | 0.000   | 8.350   | 8.750   | 0.000   | 0.000   |        |
|      |     |                     |                  | ND:   |   |   |   |   |   |        |
|      |     |                     |                  | Final: 13.400   | 0.000   | 14.150  | 14.350  | 0.000   | 0.000   | 41.900 |
|      |     |                     |                  | Place: 47   | 58*   | 16T   | 31T   | 59*   | 59*   | 60     |

# 2014 Winter Cup Prelims

## Meet Results







Feb 20, 2014

| Rank | Num | Name            | Gym            |  |  |  |  |  |  | AA     |
|------|-----|-----------------|----------------|---|---|---|---|---|---|--------|
| 61   | 26  | Steven Jaciuk   | Univ Minnesota | Diff: 0.000   | 0.000   | 5.600   | 0.000   | 5.800   | 5.500   |        |
|      |     |                 |                | Exec: 0.000   | 0.000   | 8.700   | 0.000   | 7.450   | 8.650   |        |
|      |     |                 |                | ND: _____   | _____   | _____   | _____   | _____   | _____   |        |
|      |     |                 |                | Final: 0.000  | 0.000   | 14.300  | 0.000   | 13.250  | 14.150  | 41.700 |
|      |     |                 |                | Place: 66*  | 58*   | 14T   | 60*   | 32T   | 9T  | 61     |
| 62   | 32  | Craig Hernandez | Penn State     | Diff: 5.700   | 6.300   | 5.300   | 0.000   | 0.000   | 0.000   |        |
|      |     |                 |                | Exec: 8.600   | 7.950   | 7.650   | 0.000   | 0.000   | 0.000   |        |
|      |     |                 |                | ND: _____   | _____   | _____   | _____   | _____   | _____   |        |
|      |     |                 |                | Final: 14.300   | 14.250  | 12.950  | 0.000   | 0.000   | 0.000   | 41.500 |
|      |     |                 |                | Place: 24T  | 1   | 46T   | 60*   | 59*   | 59*   | 62     |
| 63   | 12  | Matthew McGrath | Univ Iowa      | Diff: 6.000   | 0.000   | 5.900   | 5.600   | 0.000   | 0.000   |        |
|      |     |                 |                | Exec: 7.600   | 0.000   | 6.950   | 9.300   | 0.000   | 0.000   |        |
|      |     |                 |                | ND: _____   | _____   | _____   | _____   | _____   | _____   |        |
|      |     |                 |                | Final: 13.600   | 0.000   | 12.850  | 14.900  | 0.000   | 0.000   | 41.350 |
|      |     |                 |                | Place: 39T  | 58*   | 49  | 10T   | 59*   | 59*   | 63     |
| 64   | 71  | Jordan DeClerk  | Stanford       | Diff: 5.200   | 0.000   | 5.300   | 0.000   | 5.300   | 0.000   |        |
|      |     |                 |                | Exec: 8.450   | 0.000   | 9.300   | 0.000   | 7.900   | 0.000   |        |
|      |     |                 |                | ND: -0.300  | _____   | _____   | _____   | _____   | _____   |        |
|      |     |                 |                | Final: 13.350   | 0.000   | 14.600  | 0.000   | 13.200  | 0.000   | 41.150 |
|      |     |                 |                | Place: 48T  | 58*   | 11T   | 60*   | 34  | 59*   | 64     |
| 65   | 74  | Eric Schryver   | Univ Nebraska  | Diff: 0.000   | 5.600   | 0.000   | 0.000   | 5.200   | 5.200   |        |
|      |     |                 |                | Exec: 0.000   | 6.550   | 0.000   | 0.000   | 8.650   | 8.350   |        |
|      |     |                 |                | ND: _____   | _____   | _____   | _____   | _____   | _____   |        |
|      |     |                 |                | Final: 0.000  | 12.150  | 0.000   | 0.000   | 13.850  | 13.550  | 39.550 |
|      |     |                 |                | Place: 66*  | 32T   | 65*   | 60*   | 20T   | 31T   | 65     |
| 66   | 34  | Andrew McCabe   | Stanford       | Diff: 4.600   | 4.900   | 4.100   | 0.000   | 0.000   | 0.000   |        |
|      |     |                 |                | Exec: 9.000   | 8.800   | 8.200   | 0.000   | 0.000   | 0.000   |        |
|      |     |                 |                | ND: -0.100  | _____   | _____   | _____   | _____   | _____   |        |
|      |     |                 |                | Final: 13.500   | 13.700  | 12.300  | 0.000   | 0.000   | 0.000   | 39.500 |
|      |     |                 |                | Place: 43T  | 5   | 55T   | 60*   | 59*   | 59*   | 66     |
| 67   | 8   | Wyatt Aycock    | Univ Nebraska  | Diff: 5.400   | 5.500   | 0.000   | 0.000   | 5.300   | 0.000   |        |
|      |     |                 |                | Exec: 6.950   | 7.000   | 0.000   | 0.000   | 6.900   | 0.000   |        |
|      |     |                 |                | ND: _____   | _____   | _____   | _____   | _____   | _____   |        |
|      |     |                 |                | Final: 12.350   | 12.500  | 0.000   | 0.000   | 12.200  | 0.000   | 37.050 |
|      |     |                 |                | Place: 63   | 26  | 65*   | 60*   | 50  | 59*   | 67     |
| 68   | 58  | Michael Wilner  | Univ Illinois  | Diff: 4.900   | 0.000   | 6.500   | 0.000   | 0.000   | 0.000   |        |
|      |     |                 |                | Exec: 8.700   | 0.000   | 8.150   | 0.000   | 0.000   | 0.000   |        |
|      |     |                 |                | ND: _____   | _____   | _____   | _____   | _____   | _____   |        |
|      |     |                 |                | Final: 13.600   | 0.000   | 14.650  | 0.000   | 0.000   | 0.000   | 28.250 |
|      |     |                 |                | Place: 39T  | 58*   | 10  | 60*   | 59*   | 59*   | 68     |
| 69   | 79  | Fred Hartville  | Univ Illinois  | Diff: 6.000   | 0.000   | 0.000   | 5.600   | 0.000   | 0.000   |        |
|      |     |                 |                | Exec: 7.350   | 0.000   | 0.000   | 8.250   | 0.000   | 0.000   |        |
|      |     |                 |                | ND: _____   | _____   | _____   | -0.100  | _____   | _____   |        |
|      |     |                 |                | Final: 13.350   | 0.000   | 0.000   | 13.750  | 0.000   | 0.000   | 27.100 |
|      |     |                 |                | Place: 48T  | 58*   | 65*   | 50  | 59*   | 59*   | 69     |
| 70   | 66  | Edward Mesa     | Universal      | Diff: 0.000   | 0.000   | 5.600   | 0.000   | 0.000   | 5.000   |        |
|      |     |                 |                | Exec: 0.000   | 0.000   | 6.450   | 0.000   | 0.000   | 8.650   |        |
|      |     |                 |                | ND: _____   | _____   | _____   | _____   | _____   | _____   |        |
|      |     |                 |                | Final: 0.000  | 0.000   | 12.050  | 0.000   | 0.000   | 13.650  | 25.700 |
|      |     |                 |                | Place: 66*  | 58*   | 61  | 60*   | 59*   | 23T   | 70     |

# 2014 Winter Cup Prelims

## Meet Results

Feb 20, 2014

| Rank | Num | Name              | Gym               | Diff:  |  |  |  |  |  |  | AA     |
|------|-----|-------------------|-------------------|--------|---|---|---|---|---|---|--------|
| 71   | 86  | Brandon Wynn      | Tm Hilton HHonors | 0.000  | 0.000   | 6.900   | 0.000   | 0.000   | 0.000   |   |        |
|      |     |                   |                   | Exec:  | 0.000   | 0.000   | 8.450   | 0.000   | 0.000   | 0.000   |        |
|      |     |                   |                   | ND:    |   |   |   |   |   |   |        |
|      |     |                   |                   | Final: | 0.000   | 0.000   | 15.350  | 0.000   | 0.000   | 0.000   | 15.350 |
|      |     |                   |                   | Place: | 66*   | 58*   | 2   | 60*   | 59*   | 59*   | 71     |
| 72   | 51  | Michael Squires   | Univ Oklahoma     | 0.000  | 0.000   | 6.500   | 0.000   | 0.000   | 0.000   |   |        |
|      |     |                   |                   | Exec:  | 0.000   | 0.000   | 8.700   | 0.000   | 0.000   | 0.000   |        |
|      |     |                   |                   | ND:    |   |   |   |   |   |   |        |
|      |     |                   |                   | Final: | 0.000   | 0.000   | 15.200  | 0.000   | 0.000   | 0.000   | 15.200 |
|      |     |                   |                   | Place: | 66*   | 58*   | 3   | 60*   | 59*   | 59*   | 72     |
| 73   | 24  | Jake Dalton       | Tm Hilton HHonors | 0.000  | 0.000   | 6.500   | 0.000   | 0.000   | 0.000   |   |        |
|      |     |                   |                   | Exec:  | 0.000   | 0.000   | 8.600   | 0.000   | 0.000   | 0.000   |        |
|      |     |                   |                   | ND:    |   |   |   |   |   |   |        |
|      |     |                   |                   | Final: | 0.000   | 0.000   | 15.100  | 0.000   | 0.000   | 0.000   | 15.100 |
|      |     |                   |                   | Place: | 66*   | 58*   | 4   | 60*   | 59*   | 59*   | 73     |
| 74T  | 50  | Steven Legendre   | Tm Hilton HHonors | 0.000  | 0.000   | 6.100   | 0.000   | 0.000   | 0.000   |   |        |
|      |     |                   |                   | Exec:  | 0.000   | 0.000   | 8.600   | 0.000   | 0.000   | 0.000   |        |
|      |     |                   |                   | ND:    |   |   |   |   |   |   |        |
|      |     |                   |                   | Final: | 0.000   | 0.000   | 14.700  | 0.000   | 0.000   | 0.000   | 14.700 |
|      |     |                   |                   | Place: | 66*   | 58*   | 9   | 60*   | 59*   | 59*   | 74T    |
| 74T  | 70  | Grant Perdue      | Univ Nebraska     | 6.200  | 0.000   | 0.000   | 0.000   | 0.000   | 0.000   |   |        |
|      |     |                   |                   | Exec:  | 8.500   | 0.000   | 0.000   | 0.000   | 0.000   | 0.000   |        |
|      |     |                   |                   | ND:    |   |   |   |   |   |   |        |
|      |     |                   |                   | Final: | 14.700  | 0.000   | 0.000   | 0.000   | 0.000   | 0.000   | 14.700 |
|      |     |                   |                   | Place: | 11  | 58*   | 65*   | 60*   | 59*   | 59*   | 74T    |
| 76   | 48  | Michael Newburger | Ohio State        | 0.000  | 6.100   | 0.000   | 0.000   | 0.000   | 0.000   |   |        |
|      |     |                   |                   | Exec:  | 0.000   | 7.500   | 0.000   | 0.000   | 0.000   | 0.000   |        |
|      |     |                   |                   | ND:    |   |   |   |   |   |   |        |
|      |     |                   |                   | Final: | 0.000   | 13.600  | 0.000   | 0.000   | 0.000   | 0.000   | 13.600 |
|      |     |                   |                   | Place: | 66*   | 6   | 65*   | 60*   | 59*   | 59*   | 76     |
| 77   | 56  | Alex Naddour      | Tm Hilton HHonors | 0.000  | 6.900   | 0.000   | 0.000   | 0.000   | 0.000   |   |        |
|      |     |                   |                   | Exec:  | 0.000   | 4.850   | 0.000   | 0.000   | 0.000   | 0.000   |        |
|      |     |                   |                   | ND:    |   |   |   |   |   |   |        |
|      |     |                   |                   | Final: | 0.000   | 11.750  | 0.000   | 0.000   | 0.000   | 0.000   | 11.750 |
|      |     |                   |                   | Place: | 66*   | 43  | 65*   | 60*   | 59*   | 59*   | 77     |
| 78   | 23  | Matthew Felleman  | Penn State        | 0.000  | 0.000   | 0.000   | 0.000   | 0.000   | 0.000   |   |        |
|      |     |                   |                   | Exec:  | 0.000   | 0.000   | 0.000   | 0.000   | 0.000   | 0.000   |        |
|      |     |                   |                   | ND:    |   |   |   |   |   |   |        |
|      |     |                   |                   | Final: | 0.000   | 0.000   | 0.000   | 0.000   | 0.000   | 0.000   | 0.000  |
|      |     |                   |                   | Place: | 66*   | 58*   | 65*   | 60*   | 59*   | 59*   | 78     |