

Elite Regional Team Championships

Team Results

Mar 2, 2014

Page: 1

Printed: 3/2/2014 1:51:49 PM

Men / 10 / All Ages

Session: 1

Rank	Gym	Team	Score						
1	Team R3	R3	433.300	74.050 1	67.800 4T	74.800 1	76.350 1	69.550 1T	70.750 2
	134	Jacob Barrus		15.300				13.650	
	105	Levi Anderson		14.900	13.250				14.600
	136	Ryan Sheppard		14.750		14.350	15.000	13.700	14.400
	106	Tristan Burke		14.600	13.450	15.300	15.450	14.000	14.150
	108	Fabian DeLuna		14.500		15.950	15.450	14.700	
	107	Cole Casanova			13.750				13.800
	133	Alexander Wilson			13.750	14.300	15.250	13.500	
	135	Yaroslav Pochinka			13.600	14.900	15.200		13.800
2	Team R5	R5	431.800	71.750 2	70.100 2	74.200 2	75.400 2	69.150 3	71.200 1
	112	Alec Yoder		14.550	13.950	15.000	15.000	14.100	14.900
	110	Alex Diab		14.550		15.900	15.100		14.000
	141	Grant Breckenridge		14.450	14.150	14.600	15.050		14.500
	144	Jonathon Fornoff		14.200				14.200	
	111	Anton Stephenson		14.000	13.550	14.600	15.550	14.200	14.100
	142	Austin Hodges			14.950			13.400	
	109	Maxim Andryushchenko			13.500	14.100		13.250	13.700
	143	Michael Burns					14.700		
3	Team R9	R9	419.100	71.300 4	69.750 3	71.450 4	73.700 3	68.100 5	64.800 6
	126	John Jacobson		14.700	14.350	14.400	14.800	13.450	12.800
	159	Dylan Ellsworth		14.450	13.950	14.650	14.300	13.300	
	125	Esteban Montiel		14.200		13.200			12.850
	128	Isaac Xiong		14.050			14.150	13.350	12.850
	158	Drew Burton		13.900		14.200	14.850	13.300	
	157	Yul Moldauer			14.750	15.000	15.600	14.700	13.700
	160	Quinn Malm			13.400				
	127	Jordyn Lopez			13.300				12.600
4	Team R1	R1	416.900	71.700 3	67.200 6	71.850 3	72.700 4	68.050 6	65.400 5
	102	Emyre Cole		15.300		14.850	15.500		12.800
	130	Alexander Magsam		14.200	13.000	14.450	14.400	13.600	13.450
	132	Jonah Urlaub		14.150	13.950	14.100	14.000	13.850	13.250
	104	Matt Whitaker		14.050	14.400				12.700
	131	Nathan Tsuji		14.000	13.050	13.800		13.650	
	103	Christian Kalustian			12.800		14.550	13.550	
	129	Gagik Gharibyan				14.650	14.250	13.400	13.200

Elite Regional Team Championships

Team Results







Mar 2, 2014

Page: 2

Printed: 3/2/2014 1:51:49 PM

Men / 10 / All Ages

Session: 1

Rank	Gym	Team	Score						
5	Team R7	R7	416.050	69.700 6	70.850 1	67.250 7	70.300 7	69.550 1T	68.400 3
	119	Genki Suzuki		14.900	13.850	12.450	14.650		13.600
	152	Tristan Duran		14.700	14.250	13.950	14.500	14.300	13.750
	149	Colin Coates		13.600	13.500	13.900	12.800	13.600	13.500
	120	Favian Valdez		13.300		13.150	13.800	13.850	13.750
	151	Arinn Wade		13.200	14.750		14.550	14.000	13.800
	117	Andrew Brower			14.500	13.800		13.800	
6	Team R8	R8	411.700	70.700 5	67.800 4T	70.400 5	70.950 5	68.800 4	63.050 7
	156	Jack Kramer		14.900	12.600	14.400	14.600	13.600	11.600
	122	Anthony McCallum		14.500	13.050		13.850		
	154	Quest Hayden		13.800	14.350	13.700	14.800	14.100	
	124	Anton Vorona		13.750		14.100		13.950	13.000
	155	Joshua Dieker		13.750		13.700	13.800		12.300
	123	Rogelio Vazquez			14.150	14.500		13.550	13.200
	121	Derek Gonzales			13.650				
	153	Malik DePasquale					13.900	13.600	12.950
7	Team R6	R6	405.350	67.350 7	65.650 7	70.100 6	70.500 6	65.450 7	66.300 4
	146	Eric Klein		14.150		13.350	15.000	12.400	14.150
	145	Shaun Herzog		13.800	12.900	13.850	14.500	13.450	13.600
	148	Andy Jones		13.400	12.700		13.550		13.050
	116	Nate Winneg		13.200	12.750	13.250		12.400	
	114	Mitchell Mandozzi		12.800	12.950		13.350		13.000
	115	Nicholas Merryman			14.350	14.450			
	147	Peter Daggett				15.200	14.100	13.500	
	113	Ryan Girouard						13.700	12.500
8	Team R4	R4	271.550	39.700 8	39.100 8	43.100 8	41.450 8	55.550 8	52.650 8
	137	Vitali Kan		14.700	13.650	13.250	12.700	13.400	12.950
	140	Robert Neff		14.500	12.800	13.750	14.750	14.350	14.800
	139	Marvin Kimble		10.500	12.650	16.100	14.000	15.000	13.950
	138	Wongsai Heur						12.800	10.950