

2013 Winter Cup Prelims

Meet Results - Combined







Feb 7, 2013

Page: 1
Printed: 2/7/2013 8:18:16 PM

Men / SR

Session: All

Judge's Signatures

Rank	Num	Name	Gym							AA
1	43	Adrian De Los Angeles	Michigan	Diff: 6.400 Exec: 9.050 ND: Final: 15.450 Place: 2T	5.900 8.600	6.000 8.250	5.600 8.400	5.900 7.950	5.700 8.150	85.800 1
2	41	Danell Leyva	Universal	Diff: 6.400 Exec: 8.400 ND: -0.300 Final: 14.500 Place: 11T	6.200 6.700	5.500 8.300	5.600 8.350	6.700 8.500	6.900 8.250	85.500 2
3	24	Jacob Dalton	Oklahoma	Diff: 6.500 Exec: 9.150 ND: Final: 15.650 Place: 1	5.000 7.700	6.200 8.450	5.600 9.300	6.300 7.900	5.700 7.600	85.400 3
4	78	Eddie Penev	Stanford	Diff: 6.500 Exec: 8.100 ND: -0.100 Final: 14.500 Place: 11T	5.600 7.600	5.200 8.450	5.800 9.450	5.700 8.200	5.600 7.800	83.800 4
5	75	Akash Modi	Monmouth	Diff: 6.200 Exec: 8.350 ND: Final: 14.550 Place: 10	5.600 7.700	5.800 7.700	5.200 9.000	5.900 8.850	5.000 8.550	83.750 5
6	49	Sean Melton	USOTC	Diff: 5.800 Exec: 7.700 ND: Final: 13.500 Place: 35	5.800 8.250	5.500 8.650	5.600 8.850	5.900 8.850	5.000 7.600	83.500 6
7	40	Sean Senters	Stanford	Diff: 5.600 Exec: 8.850 ND: -0.100 Final: 14.350 Place: 16	5.700 7.300	4.700 8.150	5.600 9.500	4.900 8.800	5.400 8.650	83.050 7
8	34	Glen Ishino	Berkeley	Diff: 5.600 Exec: 8.850 ND: Final: 14.450 Place: 13	6.300 7.250	5.300 7.700	5.200 8.300	5.600 8.800	5.900 8.150	82.950 8
9	26	Matthew Felleman	Penn State	Diff: 6.000 Exec: 6.900 ND: Final: 12.900 Place: 43	5.200 8.050	5.500 7.350	5.600 9.400	5.700 8.300	5.900 8.150	82.050 9
10	28	Kevin Wolting	Berkeley	Diff: 5.900 Exec: 8.850 ND: Final: 14.750 Place: 6T	5.000 8.200	5.100 7.650	5.200 9.250	4.900 7.900	5.300 8.400	81.650 10







2013 Winter Cup Prelims

Meet Results - Combined

Feb 7, 2013

Page: 2
Printed: 2/7/2013 8:18:16 PM







Men / SR
Session: All

Rank	Num	Name	Gym							AA
11	73	Paul Ruggeri	US Gym Dev Ctr II	Diff: 6.600	5.500	5.700	5.800	6.300	6.700	
				Exec: 7.900	4.400	7.350	9.250	8.300	7.900	
				ND: -0.100						
				Final: 14.400	9.900	13.050	15.050	14.600	14.600	81.600
				Place: 14T	61	16T	3	4	2	11
12	64	Luke Stannard	Illinois	Diff: 6.000	6.600	4.700	5.200	5.500	5.400	
				Exec: 8.550	7.600	7.550	9.050	8.150	7.500	
				ND: -0.300						
				Final: 14.250	14.200	12.250	14.250	13.650	12.900	81.500
				Place: 20	5	39	27*	22T	31T	12
13	29	Donnell Whittenburg	Paragon	Diff: 5.800	5.300	5.700	5.600	5.700	5.400	
				Exec: 7.850	7.800	8.600	9.050	7.800	6.700	
				ND:						
				Final: 13.650	13.100	14.300	14.650	13.500	12.100	81.300
				Place: 31T	25T	3	15*	25	48T	13
14	84	Marvin Kimble	Swiss Turners	Diff: 5.600	5.800	5.500	5.600	5.200	6.100	
				Exec: 8.100	7.300	8.250	8.150	7.650	7.900	
				ND:			-0.100			
				Final: 13.700	13.100	13.750	13.650	12.850	14.000	81.050
				Place: 30	25T	8	44T	34T	9	14
15	17	Timothy Wang	Colorado Trn Ctr	Diff: 5.600	5.600	4.900	5.200	5.700	4.500	
				Exec: 7.950	8.550	7.750	9.100	7.750	8.400	
				ND:						
				Final: 13.550	14.150	12.650	14.300	13.450	12.900	81.000
				Place: 34	6	26T	25T	26	31T	15
16	77	Jacob Dastrup	USOTC	Diff: 6.000	5.700	5.100	5.600	5.600	5.300	
				Exec: 8.300	8.400	7.400	8.050	8.150	7.350	
				ND:						
				Final: 14.300	14.100	12.500	13.650	13.750	12.650	80.950
				Place: 17T	7	28T	44T	16	37T	16
17T	7	Fabian DeLuna	WOGA	Diff: 5.500	4.700	5.400	5.600	5.800	5.100	
				Exec: 8.500	7.150	7.650	9.200	8.450	7.950	
				ND:			-0.100			
				Final: 14.000	11.850	13.050	14.700	14.250	13.050	80.900
				Place: 22*	47T	16T	12T	8	26T	17T
17T	81	Hunter Justus	Cypress Academy	Diff: 6.200	5.500	5.100	5.600	5.000	5.300	
				Exec: 7.100	8.000	8.200	8.950	8.650	7.600	
				ND: -0.300						
				Final: 13.000	13.500	13.300	14.550	13.650	12.900	80.900
				Place: 40	19	15	18	22T	31T	17T
19	61	Parker Raque	Penn State	Diff: 6.200	5.200	6.300	5.600	5.100	5.600	
				Exec: 8.500	6.300	7.700	9.050	7.250	8.050	
				ND:						
				Final: 14.700	11.500	14.000	14.650	12.350	13.650	80.850
				Place: 9	53T	6	15*	46T	16	19
20	14	Trevor Howard	Penn State	Diff: 6.500	4.700	5.700	5.600	5.800	4.800	
				Exec: 8.250	6.950	7.200	9.150	8.600	6.600	
				ND:						
				Final: 14.750	11.650	12.900	14.750	14.400	11.400	79.850
				Place: 6T	49	21	11	5T	55T	20

2013 Winter Cup Prelims

Meet Results - Combined







Feb 7, 2013

Rank	Num	Name	Gym							AA
21	12	Masayoshi Mori	Illinois	Diff: 5.900	5.700	4.900	5.600	5.700	5.300	
				Exec: 5.900	7.350	8.100	9.100	7.850	7.750	
				ND: -0.700						
				Final: 11.100	13.050	13.000	14.700	13.550	13.050	78.450
				Place: 58	27T	19T	12T	24	26T	21
22	4	Yul Moldauer	5280 Gym	Diff: 5.600	4.700	4.900	5.200	5.400	5.500	
				Exec: 8.400	7.200	7.100	9.500	7.650	7.150	
				ND:						
				Final: 14.000	11.900	12.000	14.700	13.050	12.650	78.300
				Place: 22T	45T	44T	12T	30T	37*	22
23	27	Kristofer Done	Ohio State	Diff: 5.500	5.400	5.100	5.200	5.600	6.400	
				Exec: 8.500	7.550	4.550	7.850	8.750	7.900	
				ND:			-0.300			
				Final: 14.000	12.950	9.650	12.750	14.350	14.300	78.000
				Place: 22*	31	55	57T	7	3	23
24	3	Jack Boyle	Iowa	Diff: 5.100	5.200	5.700	4.800	5.600	5.400	
				Exec: 9.000	6.900	5.900	8.400	8.100	8.050	
				ND: -0.100			-0.100			
				Final: 14.000	12.100	11.600	13.100	13.700	13.450	77.950
				Place: 22T	39T	49	55	17T	19	24
25	39	Kiwan Watts	River City	Diff: 5.000	4.600	4.900	5.200	5.000	4.600	
				Exec: 8.800	7.850	7.600	9.450	7.600	7.250	
				ND:						
				Final: 13.800	12.450	12.500	14.650	12.600	11.850	77.850
				Place: 28	34T	28T	15T	41T	50T	25
26	22	Kyle Zemeir	Berkeley	Diff: 5.700	4.800	4.700	5.200	4.800	5.200	
				Exec: 8.150	7.500	7.100	8.900	7.400	8.200	
				ND:						
				Final: 13.850	12.300	11.800	14.100	12.200	13.400	77.650
				Place: 26T	37	47	31T	49	20T	26
27	38	Chandler Eggleston	High Point	Diff: 5.900	4.000	4.400	5.600	5.200	4.900	
				Exec: 8.950	8.400	7.050	9.400	6.750	6.900	
				ND:						
				Final: 14.850	12.400	11.450	15.000	11.950	11.800	77.450
				Place: 5	36	50	4*	52T	52T	27
28	54	Bobby Baker	Aerial	Diff: 5.600	5.400	5.300	3.600	4.600	4.700	
				Exec: 6.450	8.350	8.200	9.150	7.200	8.650	
				ND:						
				Final: 12.050	13.750	13.500	12.750	11.800	13.350	77.200
				Place: 54T	13	12T	57T	55	23	28
29T	83	Colin VanWicklen	Cypress Academy	Diff: 6.100	4.800	4.800	5.200	5.100	4.800	
				Exec: 7.550	7.300	7.850	8.950	7.800	6.650	
				ND:						
				Final: 13.650	12.100	12.650	14.150	12.900	11.450	76.900
				Place: 31T	39T	26T	30	32T	54	29T
29T	63	David Jessen	Rhode Island	Diff: 5.000	5.200	4.500	4.800	5.600	5.300	
				Exec: 7.050	8.200	7.900	9.200	6.900	7.250	
				ND:						
				Final: 12.050	13.400	12.400	14.000	12.500	12.550	76.900
				Place: 54T	20	32T	34T	45	42T	29T

2013 Winter Cup Prelims

Meet Results - Combined







Feb 7, 2013

Rank	Num	Name	Gym							AA
31	62	Austin Hodges	Buffalo Grove	Diff: 4.400 Exec: 7.950 ND: Final: 12.350 Place: 50T	5.400 8.650	4.900 7.400	3.600 9.300	4.900 7.450	4.500 8.200	76.650 31
32	36	Sean Johnston	St. Charles	Diff: 5.700 Exec: 6.950 ND: Final: 12.650 Place: 46	4.600 7.400	4.700 8.350	5.600 8.850	4.900 7.950	3.900 7.500	76.400 32
33	45	Jesse Glenn	West Point	Diff: 5.800 Exec: 7.800 ND: Final: 13.600 Place: 33	4.900 7.150	4.900 7.500	5.200 9.050	5.000 7.000	5.200 6.650	76.150 33
34	37	Matthew Loochtan	Iowa	Diff: 5.700 Exec: 7.000 ND: Final: 12.700 Place: 45	4.500 7.400	5.400 6.000	5.200 9.250	5.000 7.900	4.600 8.150	76.100 34
35	52	Alex Powarzynski	SCATS	Diff: 5.200 Exec: 7.250 ND: Final: 12.450 Place: 47T	4.800 6.700	5.100 7.350	5.200 9.250	5.200 7.900	4.800 7.300	76.050 35
36T	53	Alex Diab	Premier Gym	Diff: 5.700 Exec: 8.050 ND: Final: 13.750 Place: 29	4.000 8.050	5.000 6.200	5.200 8.550	4.600 8.250	4.300 8.000	75.900 36T
36T	35	Christopher Stephenson	DeVeau's	Diff: 4.700 Exec: 8.100 ND: Final: 12.800 Place: 44	4.500 7.450	4.500 8.300	3.800 9.400	4.700 7.400	4.600 8.450	75.900 36T
38	21	Andrew Rickly	Hocking Valley	Diff: 6.200 Exec: 7.050 ND: -0.300 Final: 12.950 Place: 41T	5.000 6.150	4.900 7.400	3.800 8.850	5.200 7.850	5.500 7.900	75.500 38
39	18	Robert Neff	Swiss Turners	Diff: 5.800 Exec: 8.050 ND: Final: 13.850 Place: 26T	5.500 5.650	5.100 7.000	5.200 8.200	4.800 6.000	5.500 8.300	75.100 39
40T	90	Kevin Baker	Stanford	Diff: 5.500 Exec: 8.600 ND: Final: 14.100 Place: 21	3.900 5.700	5.600 7.850	5.200 9.100	5.400 7.200	4.600 6.300	74.950 40T

2013 Winter Cup Prelims

Meet Results - Combined







Feb 7, 2013

Rank	Num	Name	Gym							AA
40T	13	Marty Strech	Azarian	Diff: 5.500	5.200	4.800	5.200	5.000	4.900	
				Exec: 7.800	7.800	7.550	8.300	5.700	7.400	
				ND: -0.100			-0.100			
				Final: 13.200	13.000	12.350	13.400	10.700	12.300	74.950
				Place: 38	29T	35T	50T	61	44T	40T
42	76	Tristan Burke	WOGA	Diff: 5.600	4.900	4.200	5.200	5.200	3.700	
				Exec: 6.900	7.550	7.550	9.050	7.950	5.400	
				ND: -0.100						
				Final: 12.400	12.450	11.750	14.250	13.150	9.100	73.100
				Place: 49	34T	48	27*	28	60	42
43	46	Alexander Magsam	North Valley	Diff: 4.700	3.700	3.900	5.200	4.100	4.200	
				Exec: 7.650	7.200	6.600	8.800	8.500	8.050	
				ND:						
				Final: 12.350	10.900	10.500	14.000	12.600	12.250	72.600
				Place: 50T	57T	53	34T	41T	46T	43
44	55	Dylan Ellsworth	USA Gym World	Diff: 5.500	5.000	4.800	5.600	3.900	4.800	
				Exec: 6.600	5.900	7.250	8.100	7.150	7.900	
				ND: -0.400						
				Final: 11.700	10.900	12.050	13.700	11.050	12.700	72.100
				Place: 56	57T	42T	43	57	35T	44
45	85	Tanner West	Cypress Academy	Diff: 4.800	4.000	4.600	4.400	4.600	2.600	
				Exec: 8.600	5.450	7.350	9.200	8.100	8.650	
				ND:			-0.300			
				Final: 13.400	9.450	11.950	13.300	12.700	11.250	72.050
				Place: 37	63	46	52	38	57	45
46	1	Jacob Barrus	Ridgewood	Diff: 5.800	3.600	4.400	4.800	5.000	3.800	
				Exec: 6.450	8.000	6.000	8.750	7.650	7.400	
				ND:						
				Final: 12.250	11.600	10.400	13.550	12.650	11.200	71.650
				Place: 53	50	54	47	39T	58	46
47	70	Michael Burns	Hocking Valley	Diff: 4.600	4.200	4.800	4.400	4.200	4.700	
				Exec: 6.650	5.750	7.200	8.750	7.200	8.300	
				ND:						
				Final: 11.250	9.950	12.000	13.150	11.400	13.000	70.750
				Place: 57	60	44T	54	56	29	47
48	5	Jonathan Deaton	Stanford	Diff: 5.700	4.300	0.000	5.200	5.200	5.100	
				Exec: 8.700	7.550	0.000	9.600	8.100	7.150	
				ND:						
				Final: 14.400	11.850	0.000	14.800	13.300	12.250	66.600
				Place: 14T	47T	56*	10	27	46T	48
49	9	Grant Breckenridge	Buffalo Grove	Diff: 4.800	3.800	0.000	4.800	5.100	4.500	
				Exec: 8.650	6.550	0.000	9.400	8.600	8.700	
				ND:			-0.100			
				Final: 13.450	10.350	0.000	14.100	13.700	13.200	64.800
				Place: 36	59	56*	31T	17T	25	49
50	6	Stacey Ervin	Michigan	Diff: 6.500	5.500	0.000	5.600	5.500	0.000	
				Exec: 8.950	7.550	0.000	9.300	8.700	0.000	
				ND:						
				Final: 15.450	13.050	0.000	14.900	14.200	0.000	57.600
				Place: 2T	27T	56*	8T	9T	61*	50

2013 Winter Cup Prelims

Meet Results - Combined

Feb 7, 2013

Rank	Num	Name	Gym							AA
51	33	Paul Hichwa	Stanford	Diff: 6.000	0.000	0.000	5.200	5.500	5.900	
				Exec: 8.850	0.000	0.000	9.300	7.150	8.050	
				ND: -0.100						
				Final: 14.750	0.000	0.000	14.500	12.650	13.950	55.850
				Place: 6T	64*	56*	19	39T	10	51
52	10	Cameron Foreman	Stanford	Diff: 5.400	0.000	0.000	4.800	5.600	5.900	
				Exec: 7.000	0.000	0.000	9.150	8.550	8.200	
				ND: -0.100			-0.100			
				Final: 12.300	0.000	0.000	13.850	14.150	14.100	54.400
				Place: 52	64*	56*	40	11	5	52
53	19	Mackenzie Dow	Penn State	Diff: 5.700	5.800	0.000	0.000	5.700	5.800	
				Exec: 8.600	7.900	0.000	0.000	8.000	6.750	
				ND:						
				Final: 14.300	13.700	0.000	0.000	13.700	12.550	54.250
				Place: 17T	14T	56*	61*	17T	42T	53
54	79	Jesse Silverstein	US Gym Dev Ctr II	Diff: 0.000	5.300	5.900	5.600	5.300	0.000	
				Exec: 0.000	8.500	7.750	8.200	7.300	0.000	
				ND:			-0.300			
				Final: 0.000	13.800	13.650	13.500	12.600	0.000	53.550
				Place: 59*	12	9T	48T	41T	61*	54
55	67	Daniel Zerbel	UIC	Diff: 5.400	0.000	0.000	4.400	5.700	5.700	
				Exec: 7.550	0.000	0.000	7.950	6.250	7.800	
				ND:						
				Final: 12.950	0.000	0.000	12.350	11.950	13.500	50.750
				Place: 41T	64*	56*	60	52T	18	55
56	82	Steven Lacombe	Berkeley	Diff: 6.100	0.000	6.400	5.600	0.000	0.000	
				Exec: 6.450	0.000	7.150	9.450	0.000	0.000	
				ND: -0.100			-0.100			
				Final: 12.450	0.000	13.550	14.950	0.000	0.000	40.950
				Place: 47T	64*	11	6T	62*	61*	56
57	30	Jake Martin	Ohio State	Diff: 0.000	0.000	0.000	5.200	5.600	5.500	
				Exec: 0.000	0.000	0.000	8.400	8.350	7.150	
				ND:						
				Final: 0.000	0.000	0.000	13.600	13.950	12.650	40.200
				Place: 59*	64*	56*	46	13	37*	57
58	66	Alexander Tighe	Temple	Diff: 0.000	5.200	0.000	0.000	6.100	5.100	
				Exec: 0.000	8.400	0.000	0.000	5.750	8.750	
				ND:						
				Final: 0.000	13.600	0.000	0.000	11.850	13.850	39.300
				Place: 59*	17	56*	61*	54	11T	58
59	42	Ian Makowske	Team Mikey's Way	Diff: 5.600	5.500	0.000	0.000	0.000	6.100	
				Exec: 8.700	6.050	0.000	0.000	0.000	6.850	
				ND:						
				Final: 14.300	11.550	0.000	0.000	0.000	12.950	38.800
				Place: 17T	51T	56*	61*	62*	30	59
60	31	Daniel DiBenedetto	Minnesota	Diff: 0.000	4.300	0.000	0.000	5.200	5.400	
				Exec: 0.000	7.250	0.000	0.000	7.050	8.800	
				ND:						
				Final: 0.000	11.550	0.000	0.000	12.250	14.200	38.000
				Place: 59*	51T	56*	61*	48	4	60







2013 Winter Cup Prelims

Meet Results - Combined

Feb 7, 2013

Page: 7
Printed: 2/7/2013 8:18:17 PM

Men / SR
Session: All

Rank	Num	Name	Gym							AA
61	23	Adrian Evans	Penn State	Diff: 0.000	6.000	4.200	0.000	0.000	5.100	
				Exec: 0.000	7.700	8.200	0.000	0.000	6.700	
				ND:						
				Final: 0.000	13.700	12.400	0.000	0.000	11.800	37.900
				Place: 59*	14T	32T	61*	62*	52T	61
62	25	Alex Gaudaur	Arizona State	Diff: 0.000	0.000	6.100	0.000	5.100	4.600	
				Exec: 0.000	0.000	5.950	0.000	5.750	8.000	
				ND:						
				Final: 0.000	0.000	12.050	0.000	10.850	12.600	35.500
				Place: 59*	64*	42T	61*	58	40T	62
63	57	Grant Perdue	Nebraska	Diff: 6.300	0.000	0.000	5.600	0.000	0.000	
				Exec: 8.800	0.000	0.000	9.350	0.000	0.000	
				ND:						
				Final: 15.100	0.000	0.000	14.950	0.000	0.000	30.050
				Place: 4	64*	56*	6T	62*	61*	63
64	56	Alexander Naddour	USA Youth	Diff: 0.000	6.400	6.200	0.000	0.000	0.000	
				Exec: 0.000	7.500	8.300	0.000	0.000	0.000	
				ND:						
				Final: 0.000	13.900	14.500	0.000	0.000	0.000	28.400
				Place: 59*	11	2	61*	62*	61*	64
65	32	Craig Hernandez	Penn State	Diff: 5.900	6.300	0.000	0.000	0.000	0.000	
				Exec: 7.250	8.150	0.000	0.000	0.000	0.000	
				ND:						
				Final: 13.150	14.450	0.000	0.000	0.000	0.000	27.600
				Place: 39	3	56*	61*	62*	61*	65
66	69	Jordan Valdez	Illinois	Diff: 0.000	0.000	0.000	0.000	5.800	5.700	
				Exec: 0.000	0.000	0.000	0.000	7.900	8.100	
				ND:						
				Final: 0.000	0.000	0.000	0.000	13.700	13.800	27.500
				Place: 59*	64*	56*	61*	17T	13T	66
67	91	Allan Bower	Xtreme	Diff: 0.000	0.000	4.500	5.200	0.000	0.000	
				Exec: 0.000	0.000	8.000	8.800	0.000	0.000	
				ND:			-0.100			
				Final: 0.000	0.000	12.500	13.900	0.000	0.000	26.400
				Place: 59*	64*	28T	37T	62*	61*	67
68	20	Zachary Chase	Minnesota	Diff: 0.000	0.000	5.800	5.600	0.000	0.000	
				Exec: 0.000	0.000	6.550	8.150	0.000	0.000	
				ND:						
				Final: 0.000	0.000	12.350	13.750	0.000	0.000	26.100
				Place: 59*	64*	35T	41T	62*	61*	68
69	15	Gared Chapman	Air Force	Diff: 0.000	0.000	5.500	5.600	0.000	0.000	
				Exec: 0.000	0.000	6.600	8.400	0.000	0.000	
				ND:			-0.100			
				Final: 0.000	0.000	12.100	13.900	0.000	0.000	26.000
				Place: 59*	64*	40T	37T	62*	61*	69
70	47	Elis Mannon	Minnesota	Diff: 0.000	6.000	0.000	0.000	4.500	0.000	
				Exec: 0.000	6.200	0.000	0.000	6.300	0.000	
				ND:						
				Final: 0.000	12.200	0.000	0.000	10.800	0.000	23.000
				Place: 59*	38	56*	61*	59T	61*	70







2013 Winter Cup Prelims

Meet Results - Combined

Feb 7, 2013

Page: 8
Printed: 2/7/2013 8:18:17 PM

Men / SR
Session: All

Rank	Num	Name	Gym								AA
71	48	Michael Newburger	Ohio State	Diff:	0.000	6.400	0.000	0.000	0.000	0.000	
				Exec:	0.000	8.400	0.000	0.000	0.000	0.000	
				ND:							
				Final:	0.000	14.800	0.000	0.000	0.000	0.000	14.800
				Place:	59*	1	56*	61*	62*	61*	71
72	80	Ty Echard	Ohio State	Diff:	0.000	6.400	0.000	0.000	0.000	0.000	
				Exec:	0.000	8.000	0.000	0.000	0.000	0.000	
				ND:							
				Final:	0.000	14.400	0.000	0.000	0.000	0.000	14.400
				Place:	59*	4	56*	61*	62*	61*	72
73	74	Eric Schryver	Nebraska	Diff:	0.000	5.900	0.000	0.000	0.000	0.000	
				Exec:	0.000	8.100	0.000	0.000	0.000	0.000	
				ND:							
				Final:	0.000	14.000	0.000	0.000	0.000	0.000	14.000
				Place:	59*	10	56*	61*	62*	61*	73
74	44	Chad Mason	Illinois	Diff:	0.000	5.900	0.000	0.000	0.000	0.000	
				Exec:	0.000	7.750	0.000	0.000	0.000	0.000	
				ND:							
				Final:	0.000	13.650	0.000	0.000	0.000	0.000	13.650
				Place:	59*	16	56*	61*	62*	61*	74