







2013 JO Nationals

Level 9 Club Team Results

May 1-5, 2013

Rank	Gym	Team	Score						
1	CYPRESS ACADEMY - TX	R3	242.350	43.550 1	37.300 3T	39.600 1	41.600 1	40.450 2	39.850 1
2	West Coast	R1	236.000	42.450 2	39.650 1	37.400 8T	38.650 4	40.550 1	37.300 4
3	5280- North	R9	229.600	40.600 3	36.700 7	37.650 7	36.550 10	39.900 3	38.200 2
4	US Gym - Mahwah	R7	228.850	38.850 11	37.100 5T	38.800 3T	38.550 5	38.900 5	36.650 9
5	WOGA-FRISCO - TX	R3	228.550	39.600 8	33.850 17	38.800 3T	40.550 2	38.600 7T	37.150 5
6	Deveau's	R5	228.050	40.150 6T	38.500 2	38.150 5	38.900 3	38.450 10	33.900 16
7	NESA	R6	225.800	40.250 5	37.300 3T	36.150 12	36.800 9	38.500 9	36.800 7T
8	SCATS	R1	224.550	40.150 6T	36.150 11	37.800 6	36.200 12	38.250 11T	36.000 10
9	St. Charles	R5	224.500	40.450 4	36.650 8	36.400 11	37.350 8	39.300 4	34.350 15
10	CTC	R9	224.150	37.750 17	37.100 5T	36.000 13	37.650 7	38.600 7T	37.050 6
11	Swiss Turners	R4	223.550	38.500 16	36.300 9T	39.500 2	36.450 11	37.350 14	35.450 11
12	Premier Gym	R5	221.250	38.950 10	33.900 16	37.400 8T	36.050 13	37.300 15	37.650 3
13	Danik	R2	220.100	39.200 9	34.500 13	35.050 15	38.500 6	38.250 11T	34.600 13
14	Surgents	R7	217.000	38.550 13T	34.250 14	34.700 17	35.050 14	37.650 13	36.800 7T
15	Cobb	R8	216.750	38.650 12	33.950 15	37.200 10	34.500 15T	38.650 6	33.800 17
16	Harpeth	R8	216.150	38.550 13T	36.300 9T	35.100 14	34.500 15T	37.250 16	34.450 14
17	M & M	R4	213.600	38.550 13T	34.750 12	34.800 16	33.650 17	36.500 17	35.350 12

2013 JO Nationals

Level 9 Club Team Results







May 1-5, 2013

Page: 1

Printed: 5/3/2013 9:13 PM

Men / 9 / 13-14 yrs

Session: 48A,48B,49A,49B,58A,58B,59A,59B,68A,68B,69A,69B

Rank	Gym	Team	Score						
1	CYPRESS ACADEMY - TX	R3	242.350	43.550 1	37.300 3T	39.600 1	41.600 1	40.450 2	39.850 1
	9016	Matthew Wenske		14.800	12.700	13.600	14.000	14.200	12.950
	9013	Tanner Justus		14.400	12.350	12.900			13.300
	9021	Braden Page		14.350	12.250		13.800	12.850	
	9020	Joel Diaz				13.100			
	9017	Alexi Vernyi					13.800	13.400	13.600
2	West Coast	R1	236.000	42.450 2	39.650 1	37.400 8T	38.650 4	40.550 1	37.300 4
	9071	Andrew Herrador		14.300	12.950	12.650	13.050		12.150
	9073	Bennet Huang		14.150	12.950	12.650	13.050	13.750	11.500
	9069	Thomas Mistretta		14.000	13.750	12.100	12.550	13.500	13.650
	9077	Scott Mackanic						13.300	
3	5280- North	R9	229.600	40.600 3	36.700 7	37.650 7	36.550 10	39.900 3	38.200 2
	9107	Cobie Brown		14.000	12.350	12.400		13.200	12.450
	9105	Vlad Kolomiza		13.500			12.550	13.400	13.400
	9109	Hunter Belcher		13.100	11.750	12.650			
	9106	Tucker Hunt			12.600		12.100	13.300	12.350
	9110	Nicholas Boulineau				12.600	11.900		
4	US Gym - Mahwah	R7	228.850	38.850 11	37.100 5T	38.800 3T	38.550 5	38.900 5	36.650 9
	9054	Andrew Brower		13.550	13.000	14.050	12.700	13.300	13.300
	9055	Sebastian Quiana		12.900		12.250			
	9059	Paul Brower		12.400				12.550	11.350
	9056	Timothy Kutyla			12.550	12.500	12.750	13.050	12.000
	9062	Parker Adamo			11.550		13.100		
5	WOGA-FRISCO - TX	R3	228.550	39.600 8	33.850 17	38.800 3T	40.550 2	38.600 7T	37.150 5
	9014	Griffin Kehler		14.150	12.200	13.100	13.950	13.400	13.100
	9025	Alexander Kramer		13.400	9.450	12.200	12.850	12.450	12.100
	9203	Terrance Berman		12.050	12.200	13.500	13.750	12.750	11.950
6	Deveau's	R5	228.050	40.150 6T	38.500 2	38.150 5	38.900 3	38.450 10	33.900 16
	9161	Nicholas Guy		13.850	12.050	12.250	13.850	12.200	11.300
	9202	Russell Johnson		13.400	13.300	13.850	12.350	12.750	11.100
	9160	Mitchell Brown		12.900	13.150	12.050	12.700	13.500	11.500

2013 JO Nationals

Level 9 Club Team Results







May 1-5, 2013

Page: 2

Printed: 5/3/2013 9:13 PM

Men / 9 / 13-14 yrs

Session: 48A,48B,49A,49B,58A,58B,59A,59B,68A,68B,69A,69B

Rank	Gym	Team	Score						
7	NESA	R6	225.800	40.250 5	37.300 3T	36.150 12	36.800 9	38.500 9	36.800 7T
	9095	Jonathan Wang		14.100	12.650	12.500	12.300	13.050	12.200
	9099	Addison Chung		13.200	12.550	12.850	12.800	13.000	12.550
	9098	Zeyad Zoromba		12.950	12.100	10.800	11.700	12.450	12.050
8	SCATS	R1	224.550	40.150 6T	36.150 11	37.800 6	36.200 12	38.250 11T	36.000 10
	9001	Cameron Bock		14.200	12.650	13.800	13.900	14.200	13.100
	9008	Grant Newcombe		13.600	12.250	11.850	11.150	12.200	11.800
	9011	Ayden Harward		12.350	11.250	12.150	11.150	11.850	11.100
9	St. Charles	R5	224.500	40.450 4	36.650 8	36.400 11	37.350 8	39.300 4	34.350 15
	9091	Kyle Casson		13.950	11.500	12.600	13.150		11.200
	9029	Michael Paradise		13.300	13.300		12.550	13.000	11.900
	9092	John Rourke		13.200	11.850	12.100		13.000	11.250
	9088	Jacob Wade				11.700	11.650	13.300	
10	CTC	R9	224.150	37.750 17	37.100 5T	36.000 13	37.650 7	38.600 7T	37.050 6
	9049	Kirk Malm		13.000	13.300	11.900	12.400	13.450	12.750
	9050	Matthew Rusch		12.900	11.800	12.400	13.300	12.850	11.450
	9052	Caleb Jackson		11.850	12.000	11.700	11.950	12.300	12.850
11	Swiss Turners	R4	223.550	38.500 16	36.300 9T	39.500 2	36.450 11	37.350 14	35.450 11
	9126	Andrew Eng		13.450	13.300	13.900	12.950	12.050	12.150
	9129	Jacob Schroeder		13.050	10.600	12.400	12.000	12.900	12.450
	9130	Cullen Jozwiakowski		12.000	12.400	13.200	11.500	12.400	10.850
12	Premier Gym	R5	221.250	38.950 10	33.900 16	37.400 8T	36.050 13	37.300 15	37.650 3
	9028	Bailey Perez		13.850	11.900	12.600	13.050	13.000	12.700
	9066	Dan Graham		12.600	12.650	12.700	11.350	11.750	12.400
	9036	Dominic Tommasone		12.500	9.350	12.100	11.650	12.550	12.550

2013 JO Nationals

Level 9 Club Team Results







May 1-5, 2013

Page: 3

Printed: 5/3/2013 9:13 PM

Men / 9 / 13-14 yrs

Session: 48A,48B,49A,49B,58A,58B,59A,59B,68A,68B,69A,69B

Rank	Gym	Team	Score						
13	Danik	R2	220.100	39.200 9	34.500 13	35.050 15	38.500 6	38.250 11T	34.600 13
	9149 Colton Dee			13.150		12.200	12.750	12.650	11.300
	9147 Daniel Tu-Tygrs			13.100	10.600	10.950			
	9143 Benjamin Chan			12.950	12.200		13.800	12.550	11.200
	9146 Daniel Shanahan Jr.				11.700	11.900	11.950	13.050	12.100
14	Surgents	R7	217.000	38.550 13T	34.250 14	34.700 17	35.050 14	37.650 13	36.800 7T
	9134 David Eurell			13.700	12.200		11.200		
	9115 Michael Luca			12.500		11.700	12.500	13.150	13.200
	9122 Benjamin Norton			12.350	11.350	11.500	11.350	12.600	12.000
	9123 Bradley Smith				10.700	11.500		11.900	11.600
15	Cobb	R8	216.750	38.650 12	33.950 15	37.200 10	34.500 15T	38.650 6	33.800 17
	9045 Jared Zimmerman			13.500	12.100	11.800	11.150	12.500	11.300
	9043 Ethan Esval			13.400	11.750	12.750	11.700	13.400	11.550
	9046 Dane Lassetter			11.750	10.100	12.650	11.650	12.750	10.950
16	Harpeth	R8	216.150	38.550 13T	36.300 9T	35.100 14	34.500 15T	37.250 16	34.450 14
	9173 Calvin Rasmussen			13.450	12.400	11.850	12.750	13.000	11.550
	9177 Logan Omer			12.800	12.000	11.500	10.350	12.500	12.000
	9182 Zachary Mclean			12.300	11.900	11.750	11.400	11.750	10.900
17	M & M	R4	213.600	38.550 13T	34.750 12	34.800 16	33.650 17	36.500 17	35.350 12
	9199 Peyton Mocco			13.400	12.500	12.250	11.750	12.000	12.350
	9200 Perry Devlin			12.600	10.800	10.850	11.100	11.850	11.450
	9201 JT Anderson			12.550	11.450	11.700	10.800	12.650	11.550