

2013 JO Nationals

Level 8 Club Team Results







May 1-5, 2013

Page: 1

Printed: 5/3/2013 9:11 PM

Men / 8 / 11-12 yrs

Session: 48A,48B,49A,49B,58A,58B,59A,59B,68A,68B,69A,69B

| Rank | Gym | Team | Score |  |  |  |  |  |  |
|------|------------------|------|---------|---|--|---|---|---|---|
| 1 | WOGA-FRISCO - TX | R3 | 217.250 | 37.100 4 | 32.800 4T | 37.900 1 | 37.500 1 | 36.550 3 | 35.400 5 |
| 2 | USA Flairs | R1 | 216.850 | 38.250 1 | 35.900 1 | 37.000 2 | 33.800 10 | 37.800 1 | 34.100 9 |
| 3 | SCATS | R1 | 215.100 | 37.600 2T | 33.500 2 | 35.550 7 | 35.650 3 | 36.300 5T | 36.500 1 |
| 4 | 5280- North | R9 | 211.050 | 37.600 2T | 32.800 4T | 34.650 13 | 35.400 4 | 35.700 8 | 34.900 7 |
| 5 | St. Charles | R5 | 209.250 | 35.650 8 | 31.550 9 | 36.550 3 | 35.950 2 | 36.300 5T | 33.250 11T |
| 6 | Prairie | R5 | 208.700 | 34.700 13 | 32.800 4T | 35.300 9T | 35.200 5 | 35.000 13 | 35.700 2 |
| 7 | Stick It | R8 | 208.650 | 36.200 6 | 33.150 3 | 35.650 6 | 33.700 11 | 36.700 2 | 33.250 11T |
| 8 | BGGC | R5 | 208.550 | 36.550 5 | 30.550 13 | 35.850 4T | 34.000 9 | 36.500 4 | 35.100 6 |
| 9 | TURNER - TX | R3 | 205.750 | 34.850 12 | 32.350 7 | 35.400 8 | 34.250 7 | 35.400 9T | 33.500 10 |
| 10 | Brestyans | R6 | 205.600 | 35.200 10 | 32.250 8 | 35.850 4T | 33.300 13 | 34.850 15 | 34.150 8 |
| 11 | Azarian | R1 | 205.100 | 35.500 9 | 31.100 11 | 35.200 11 | 32.900 15 | 34.900 14 | 35.500 3T |
| 12 | Lakeshore | R5 | 203.800 | 35.700 7 | 29.500 15 | 33.000 15 | 35.050 6 | 35.050 12 | 35.500 3T |
| 13 | Foothills | R8 | 201.250 | 33.600 16 | 30.650 12 | 34.950 12 | 33.550 12 | 35.350 11 | 33.150 13 |
| 14 | Roswell | R8 | 200.200 | 34.650 14 | 31.400 10 | 33.150 14 | 34.100 8 | 35.850 7 | 31.050 16 |
| 15 | Premier West | R5 | 198.150 | 34.950 11 | 28.350 16 | 35.300 9T | 32.400 16 | 34.650 16 | 32.500 14 |
| 16 | Swiss Turners | R4 | 198.050 | 34.400 15 | 30.250 14 | 32.650 16 | 33.000 14 | 35.400 9T | 32.350 15 |

2013 JO Nationals

Level 8 Club Team Results







May 1-5, 2013

Page: 1

Printed: 5/3/2013 9:12 PM

Men / 8 / 11-12 yrs

Session: 48A,48B,49A,49B,58A,58B,59A,59B,68A,68B,69A,69B

| Rank | Gym | Team | Score |  |  |  |  |  |  |
|------|------------------------|------|---------|---|--|---|---|---|---|
| 1 | WOGA-FRISCO - TX | R3 | 217.250 | 37.100 4 | 32.800 4T | 37.900 1 | 37.500 1 | 36.550 3 | 35.400 5 |
| | 8018 Mathew Davis | | | 12.700 | 11.400 | 13.200 | 12.800 | 12.350 | 12.600 |
| | 8017 Eric Deluna | | | 12.300 | 11.050 | 12.700 | 12.600 | 12.450 | 11.400 |
| | 8021 Trey Ritchie | | | 12.100 | 10.350 | | 12.100 | | |
| | 8019 Travis Cooper | | | | | 12.000 | | 11.750 | 11.400 |
| 2 | USA Flairs | R1 | 216.850 | 38.250 1 | 35.900 1 | 37.000 2 | 33.800 10 | 37.800 1 | 34.100 9 |
| | 8060 Brandon Briones | | | 13.450 | 12.600 | 12.600 | 12.700 | 12.700 | 11.700 |
| | 8062 Devin Smith | | | 12.600 | 11.100 | 11.900 | 9.800 | 12.250 | 11.200 |
| | 8061 Gavin LaRoche | | | 12.200 | 12.200 | 12.500 | 11.300 | 12.850 | 11.200 |
| 3 | SCATS | R1 | 215.100 | 37.600 2T | 33.500 2 | 35.550 7 | 35.650 3 | 36.300 5T | 36.500 1 |
| | 8000 Brandon Hsu | | | 12.650 | 10.650 | 12.450 | 12.100 | 11.950 | 12.650 |
| | 8007 Evan Bock | | | 12.650 | 11.650 | 11.700 | 11.600 | | |
| | 8055 Daniel Yoon | | | 12.300 | | | | 12.200 | 11.600 |
| | 8001 Cory Smith | | | | 11.200 | 11.400 | 11.950 | 12.150 | 12.250 |
| 4 | 5280- North | R9 | 211.050 | 37.600 2T | 32.800 4T | 34.650 13 | 35.400 4 | 35.700 8 | 34.900 7 |
| | 8102 Vitaly Guimaraes | | | 13.350 | 11.450 | 11.850 | 12.500 | | 11.950 |
| | 8105 Vadim Galchenko | | | 12.350 | 10.650 | 11.300 | 11.000 | 12.000 | 11.500 |
| | 8106 Derek Stark | | | 11.900 | 10.700 | 11.500 | 11.900 | 12.100 | 11.450 |
| | 8108 Matthew Rudolph | | | | | | | 11.600 | |
| 5 | St. Charles | R5 | 209.250 | 35.650 8 | 31.550 9 | 36.550 3 | 35.950 2 | 36.300 5T | 33.250 11T |
| | 8080 Jacob Yehling | | | 12.350 | 11.550 | 12.300 | 12.350 | 12.350 | 12.400 |
| | 8090 Austin Jones | | | 11.650 | 9.950 | 11.800 | 12.200 | 12.350 | 10.250 |
| | 8092 Braden Whitaker | | | 11.650 | | | 11.400 | | |
| | 8088 Aidan Quinn | | | | 10.050 | | | | 10.600 |
| | 8083 Nick Smiley | | | | | 12.450 | | | |
| | 8091 Jazper Ramangkoun | | | | | | | 11.600 | |
| 6 | Prairie | R5 | 208.700 | 34.700 13 | 32.800 4T | 35.300 9T | 35.200 5 | 35.000 13 | 35.700 2 |
| | 8031 Curran Phillips | | | 12.200 | 10.850 | 11.800 | 11.400 | 11.100 | 12.050 |
| | 8030 Matthew Szot | | | 11.750 | 10.350 | 11.650 | 11.900 | 12.100 | 11.800 |
| | 8057 Caleb Ercoli | | | 10.750 | 11.600 | 11.850 | 11.900 | 11.800 | 11.850 |

2013 JO Nationals

Level 8 Club Team Results







May 1-5, 2013

Page: 2

Printed: 5/3/2013 9:12 PM

Men / 8 / 11-12 yrs







Session: 48A,48B,49A,49B,58A,58B,59A,59B,68A,68B,69A,69B

| Rank | Gym | Team | Score |  |  |  |  |  |  |
|------|---------------------------|------|---------|---|--|---|---|---|---|
| 7 | Stick It | R8 | 208.650 | 36.200 6 | 33.150 3 | 35.650 6 | 33.700 11 | 36.700 2 | 33.250 11T |
| | 8154 Andrew Rivera | | | 12.200 | 11.050 | 12.000 | 10.500 | | |
| | 8148 Collin Hickey | | | 12.050 | 10.950 | 11.850 | 11.800 | 12.350 | 11.150 |
| | 8160 Raiden Donlon | | | 11.950 | | | | 12.150 | |
| | 8151 Noah Everett | | | | 11.150 | 11.800 | 11.400 | | 11.300 |
| | 8159 Suneet Tipireni | | | | | | | 12.200 | 10.800 |
| 8 | BGGC | R5 | 208.550 | 36.550 5 | 30.550 13 | 35.850 4T | 34.000 9 | 36.500 4 | 35.100 6 |
| | 8141 Cameron Rosin | | | 12.450 | | 11.600 | 11.450 | | 11.950 |
| | 8130 Paul Juda | | | 12.050 | 10.400 | 12.500 | 11.350 | 12.850 | 12.400 |
| | 8138 Noy Zerzion | | | 12.050 | 10.350 | | | 11.850 | |
| | 8140 Aaron Zurcher | | | | 9.800 | 11.750 | | 11.800 | |
| | 8173 Kevin Connors | | | | | | 11.200 | | 10.750 |
| 9 | TURNER - TX | R3 | 205.750 | 34.850 12 | 32.350 7 | 35.400 8 | 34.250 7 | 35.400 9T | 33.500 10 |
| | 8074 Racer Seacat | | | 11.750 | 11.000 | 11.450 | 11.450 | 11.950 | 11.700 |
| | 8077 Alan Camillus | | | 11.700 | 10.850 | 11.750 | 11.800 | 11.250 | 10.950 |
| | 8078 Paden Davisson | | | 11.400 | 10.500 | 12.200 | 11.000 | 12.200 | 10.850 |
| 10 | Brestyans | R6 | 205.600 | 35.200 10 | 32.250 8 | 35.850 4T | 33.300 13 | 34.850 15 | 34.150 8 |
| | 8096 Liam Doherty-Herwitz | | | 12.000 | 10.850 | 12.300 | 11.900 | 12.550 | 10.900 |
| | 8095 Jacob Green | | | 11.600 | 10.750 | 12.100 | 10.750 | 11.000 | 11.750 |
| | 8099 Jimmy Conserva | | | 11.600 | 10.650 | 11.450 | 10.650 | 11.300 | 11.500 |
| 11 | Azarian | R1 | 205.100 | 35.500 9 | 31.100 11 | 35.200 11 | 32.900 15 | 34.900 14 | 35.500 3T |
| | 8054 Taka Giese | | | 12.550 | 10.850 | 11.650 | 11.350 | 12.400 | 11.850 |
| | 8005 Tibor Francia | | | 11.750 | 9.400 | 12.050 | 10.850 | 10.600 | 11.400 |
| | 8047 Allen Shadan | | | 11.200 | 10.850 | 11.500 | 10.700 | 11.900 | 12.250 |
| 12 | Lakeshore | R5 | 203.800 | 35.700 7 | 29.500 15 | 33.000 15 | 35.050 6 | 35.050 12 | 35.500 3T |
| | 8139 Jack Gordon | | | 12.500 | 8.500 | 10.850 | 11.200 | 12.100 | 11.600 |
| | 8131 Evan Ng | | | 11.750 | 12.100 | 11.700 | 12.100 | 12.250 | 12.200 |
| | 8133 Matthew Bellick | | | 11.450 | 8.900 | 10.450 | 11.750 | 10.700 | 11.700 |

2013 JO Nationals

Level 8 Club Team Results

May 1-5, 2013

| Rank | Gym | Team | Score |  |  |  |  |  |  |
|------|---------------|---------------------|---------|---|--|---|---|---|---|
| 13 | Foothills | R8 | 201.250 | 33.600 16 | 30.650 12 | 34.950 12 | 33.550 12 | 35.350 11 | 33.150 13 |
| | 8155 | Stewart Brown | | 12.000 | 9.500 | 11.800 | 11.450 | 11.700 | 11.850 |
| | 8167 | Isaac Bast | | 11.050 | 10.250 | 11.850 | 11.000 | 12.200 | 10.400 |
| | 8158 | Carter Lewis | | 10.550 | 10.900 | 11.300 | 11.100 | 11.450 | 10.900 |
| 14 | Roswell | R8 | 200.200 | 34.650 14 | 31.400 10 | 33.150 14 | 34.100 8 | 35.850 7 | 31.050 16 |
| | 8152 | Justin Ah Chow | | 11.700 | 11.250 | 11.900 | 11.950 | 12.200 | 11.850 |
| | 8164 | Sheldon Sickles | | 11.700 | 9.450 | 10.750 | 10.750 | 11.750 | 9.700 |
| | 8166 | Kaelan Koch-Cochran | | 11.250 | 10.700 | 10.500 | 11.400 | 11.900 | 9.500 |
| 15 | Premier West | R5 | 198.150 | 34.950 11 | 28.350 16 | 35.300 9T | 32.400 16 | 34.650 16 | 32.500 14 |
| | 8132 | Zachary Cienkus | | 11.850 | 8.550 | 11.900 | 10.100 | 12.050 | 11.300 |
| | 8135 | Brandon Robinson | | 11.650 | 10.400 | 11.250 | 11.300 | 11.800 | 11.350 |
| | 8137 | Cole Schreiber | | 11.450 | 9.400 | 12.150 | 11.000 | 10.800 | 9.850 |
| 16 | Swiss Turners | R4 | 198.050 | 34.400 15 | 30.250 14 | 32.650 16 | 33.000 14 | 35.400 9T | 32.350 15 |
| | 8116 | Logan Ciocarelli | | 11.650 | 8.800 | 11.350 | 11.400 | 11.750 | 10.900 |
| | 8115 | Nicholas Landstrom | | 11.450 | 10.550 | 10.000 | 11.400 | 12.200 | 11.300 |
| | 8119 | Nicholas Dorshak | | 11.300 | 10.900 | 11.300 | 10.200 | 11.450 | 10.150 |