

2013 JO Nationals







Level 10 Club Team Results

May 1-5, 2013

Page: 1
Printed: 5/2/2013 9:45:54 PM

Men / 10 / All Ages

Session: 1JA,1JB,1SA,1SB,2JA,2JB,2SA,2SB,3JA,3JB,3SA,3SB

Rank	Gym	Team	Score						
1	Swiss Turners	R4	271.450	46.100 1	42.350 1	47.950 1	44.200 1	45.000 1	45.850 1
2	CYPRESS ACADEMY - TX	R3	258.600	44.150 2	40.000 2	43.700 3	43.250 4	43.150 2	44.350 2
3	WOGA-FRISCO - TX	R3	249.250	42.300 7	39.100 9T	44.850 2	42.950 5	41.700 7T	38.350 23T
4	5280- North	R9	248.100	42.650 5	39.100 9T	41.100 8T	42.450 7	42.050 4	40.750 7
5	Aerial	R5	247.950	42.050 9	39.150 6T	43.150 4	42.550 6	41.800 6	39.250 16
6	WOGA-PLANO - TX	R3	246.550	43.200 4	39.150 6T	41.150 7	43.700 2T	39.800 22	39.550 14
7	High Point	R8	246.200	43.300 3	39.400 5	39.350 21	43.700 2T	40.950 14T	39.500 15
8	USA Gym World	R9	245.700	41.200 15	38.250 15T	42.500 5	41.450 16	41.850 5	40.450 8T
9	SCATS	R1	244.850	41.650 13	39.150 6T	40.850 10T	42.400 8	40.950 14T	39.850 11T
10	Daggett's	R6	243.600	42.600 6	35.000 33	40.400 14	42.300 9	42.150 3	41.150 5
11	BGGC	R5	243.550	42.000 10	39.550 3	39.900 18	39.300 26	41.350 10	41.450 4
12	SB Gymnastics	R1	242.550	40.600 19T	38.250 15T	41.500 6	41.600 14T	40.150 21	40.450 8T
13	Deveau's	R5	241.200	41.850 11T	38.850 11T	38.200 29	41.000 17T	41.450 9	39.850 11T
14	RIDGEWOOD - TX	R3	241.150	42.250 8	37.000 22T	39.800 19	41.600 14T	40.300 17T	40.200 10
15	Black Hills	R2	241.050	40.850 16T	39.450 4	39.450 20	41.650 13	41.300 11T	38.350 23T
16	West Coast	R1	240.400	41.850 11T	36.700 26	39.000 23	41.950 11	41.700 7T	39.200 17
17	Azarian	R1	236.150	38.200 33	36.550 27	40.300 15	41.850 12	38.250 30	41.000 6

2013 JO Nationals

Level 10 Club Team Results







May 1-5, 2013

Page: 2

Printed: 5/2/2013 9:45:54 PM

Men / 10 / All Ages







Session: 1JA,1JB,1SA,1SB,2JA,2JB,2SA,2SB,3JA,3JB,3SA,3SB

Rank	Gym	Team	Score						
18	Queen City	R5	235.500	40.750 18	37.000 22T	38.000 30	39.450 25	40.550 16	39.750 13
19	San Mateo	R1	234.350	40.350 24	37.450 19	38.650 26	42.000 10	38.150 31	37.750 29
20	Hocking Valley	R5	234.100	34.900 38	38.350 14	41.100 8T	40.450 20	37.600 36T	41.700 3
21	St. Charles	R5	233.450	41.450 14	36.950 24	37.650 31	39.150 28	40.250 19	38.000 27
22	OK GOLD - OK	R3	232.700	40.850 16T	32.900 39	40.850 10T	40.100 21	40.200 20	37.800 28
23T	Gym & More	R6	232.300	38.700 30	38.400 13	37.600 32	37.400 39	41.200 13	39.000 18
23T	US Gym - Mahwah	R7	232.300	39.500 26	38.850 11T	38.350 28	39.700 23T	37.600 36T	38.300 25
25	Montgomery Cty	R7	232.200	40.600 19T	35.300 32	38.700 24T	41.000 17T	37.900 32T	38.700 19T
26T	MAC	R2	231.150	38.650 31	37.100 21	40.250 16	38.750 31T	38.750 28	37.650 30
26T	Surgents	R7	231.150	38.750 29	37.750 18	39.050 22	37.750 38	39.400 23	38.450 21T
28	Emerald City	R3	230.350	40.400 23	34.750 35	37.100 34	40.650 19	39.000 24T	38.450 21T
29T	VSSG	R1	230.050	40.450 22	36.100 29	34.900 40	38.600 33	41.300 11T	38.700 19T
29T	Cobb	R8	230.050	39.450 27	35.650 30T	38.700 24T	39.250 27	38.950 26	38.050 26
31	DMEG	R5	226.900	37.600 35	36.400 28	40.100 17	38.800 30	38.800 27	35.200 36
32	MN Valley	R4	224.500	37.650 34	36.800 25	36.150 38	38.250 35	38.600 29	37.050 34
33	Apollo Gym - VA	R7	223.850	39.750 25	34.200 36	37.500 33	39.700 23T	37.550 38	35.150 37
34	CHAMP - TX	R3	222.800	36.950 36	32.950 38	36.350 37	38.850 29	40.300 17T	37.400 31

2013 JO Nationals

Level 10 Club Team Results







May 1-5, 2013

Rank	Gym	Team	Score						
35	CRENSHAW'S - TX	R3	220.100	35.400 37	35.650 30T	36.550 36	38.750 31T	37.650 35	36.100 35
36	Cal Sports	R1	219.950	39.250 28	32.650 40	35.800 39	38.000 36	37.100 39	37.150 32
37	Gold Cup	R9	217.750	38.350 32	34.800 34	40.450 13	38.450 34	35.900 40	29.800 40
38	Top Flight - MD	R7	216.750	40.550 21	31.850 41	34.200 41	39.750 22	37.850 34	32.550 39
39	Gym World Central	R1	214.950	25.150 68	38.000 17	40.650 12	37.850 37	39.000 24T	34.300 38
40	Salto	R4	185.000	25.950 60T	33.450 37	36.700 35	26.100 57T	37.900 32T	24.900 56
41	Classic	R4	182.700	27.350 43	25.600 48	38.550 27	25.550 60T	28.550 42	37.100 33
42	Tri Town	R6	161.800	26.450 52	37.250 20	25.650 55	23.600 81	25.600 62	23.250 71

2013 JO Nationals

Level 10 Club Team Results







May 1-5, 2013

Rank	Gym	Team	Score						
1	Swiss Turners	R4	271.450	46.100 1	42.350 1	47.950 1	44.200 1	45.000 1	45.850 1
	2197	Marvin Kimble		16.050	15.050	16.100	15.400	15.650	15.800
	1167	Dmitri Belanovski		15.100	13.800	15.800	14.900	15.050	15.150
	2196	Robert Neff		14.950	13.500		13.900	14.300	14.900
	2205	Josiah Eng				16.050			
2	CYPRESS ACADEMY - TX	R3	258.600	44.150 2	40.000 2	43.700 3	43.250 4	43.150 2	44.350 2
	2153	Levi Anderson		14.950			13.850		15.000
	2151	Colin Van Wicklen		14.900	13.250	14.700	14.700	14.150	14.500
	2150	Hunter Justus		14.300	13.800	15.050	14.700	14.700	14.850
	2154	Tanner West			12.950	13.950		14.300	
3	WOGA-FRISCO - TX	R3	249.250	42.300 7	39.100 9T	44.850 2	42.950 5	41.700 7T	38.350 23T
	2087	Tristan Burke		14.850	13.250	14.750	14.900	14.350	13.000
	2088	Fabian Deluna		13.800	12.800	15.600	13.800	14.400	
	2090	Cole Casanova		13.650	13.050	14.500	14.250		12.850
	2092	Hayden Lewis						12.950	12.500
4	5280- North	R9	248.100	42.650 5	39.100 9T	41.100 8T	42.450 7	42.050 4	40.750 7
	2177	Yul Moldauer		14.800	13.550	14.400	14.300	15.400	14.550
	1156	Casey Polizzotto		14.200	12.450	13.650	14.750		12.950
	2182	Isaac Xiong		13.650				13.600	13.250
	1157	Marcos Ripoll-Bunn			13.100				
	2179	Jordyn Lopez				13.050	13.400	13.050	
5	Aerial	R5	247.950	42.050 9	39.150 6T	43.150 4	42.550 6	41.800 6	39.250 16
	1135	Andrew McCabe		14.250	13.350	14.000	14.250	12.600	
	1137	Jordan Declerk		14.200		14.650		14.250	12.800
	2160	Bobby Baker		13.600	13.000	14.500	14.600	14.950	13.550
	2162	Michael Graft			12.800		13.700		12.900
6	WOGA-PLANO - TX	R3	246.550	43.200 4	39.150 6T	41.150 7	43.700 2T	39.800 22	39.550 14
	1066	Taylor Seaton		15.000	11.650	13.100	14.950	12.900	13.000
	2089	Yaroslav Pochinka		14.600	13.450	13.450	14.500	13.300	13.750
	2070	Ryan Sheppard		13.600	14.050	14.600	14.250	13.600	12.800

2013 JO Nationals

Level 10 Club Team Results







May 1-5, 2013

Rank	Gym	Team	Score						
7	High Point	R8	246.200	43.300 3	39.400 5	39.350 21	43.700 2T	40.950 14T	39.500 15
	1037 Chandler Eggleston			15.450	13.600	13.300	15.700	13.800	13.000
	1039 Christian McSwain			14.500	14.050	13.100	13.950		13.400
	1040 Samuel Kusnitz			13.350	11.750	12.950	14.050	13.650	13.100
	2038 Mitchell Gornto							13.500	
8	USA Gym World	R9	245.700	41.200 15	38.250 15T	42.500 5	41.450 16	41.850 5	40.450 8T
	2180 Johnny Jacobson			14.050	13.200	14.700	14.000	14.950	14.150
	2183 Esteban Montiel			13.650			13.600	13.450	
	1170 Tanner Nudd			13.500	13.050	13.650		13.450	13.050
	2178 Dylan Ellsworth				12.000	14.150	13.850		13.250
9	SCATS	R1	244.850	41.650 13	39.150 6T	40.850 10T	42.400 8	40.950 14T	39.850 11T
	1059 Alex Powarzynski			14.900	13.300	14.200	15.300	15.050	13.850
	2075 Jonah Urlaub			14.300	13.700	13.850	13.400	13.000	13.600
	1061 Matthew Mulholland			12.450					
	1112 Daniel Williams				12.150	12.800	13.700	12.900	12.400
10	Daggett's	R6	243.600	42.600 6	35.000 33	40.400 14	42.300 9	42.150 3	41.150 5
	2026 Peter Daggett			14.500		14.550	13.250	14.050	14.200
	2028 Luke Aldrich			14.150	11.150				13.500
	2027 Eric Klein			13.950	12.100	13.100	15.300	13.800	13.450
	2029 Patrick Howard				11.750	12.750			
	2025 Shaun Herzog						13.750	14.300	
11	BGGC	R5	243.550	42.000 10	39.550 3	39.900 18	39.300 26	41.350 10	41.450 4
	1078 Connor Adamsick			14.300	12.950		13.850	13.600	
	2204 Austin Hodges			13.950	14.400	13.150		13.700	14.050
	2097 Grant Breckenridge			13.750	12.200	13.950	12.750	14.050	14.500
	2105 Alexander Pong					12.800	12.700		12.900
12	SB Gymnastics	R1	242.550	40.600 19T	38.250 15T	41.500 6	41.600 14T	40.150 21	40.450 8T
	1116 Andrew Botto			13.950	12.200	14.200	14.750	13.250	13.500
	1115 Drew Willoughby			13.450	13.950	13.500	13.050	14.500	13.750
	1121 Michael Diliberto IV			13.200	12.100	13.800	13.800	12.400	13.200

2013 JO Nationals

Level 10 Club Team Results

May 1-5, 2013

Rank	Gym	Team	Score						
13	Deveau's	R5	241.200	41.850 11T	38.850 11T	38.200 29	41.000 17T	41.450 9	39.850 11T
	1136	Christopher Stephenson		14.300	12.800	13.050	14.650	13.650	13.950
	2165	Dalton Byerly		14.100	12.950	12.000	12.950	13.650	12.800
	2161	Anton Stephenson		13.450	13.100	13.150	13.400	14.150	13.100
14	RIDGEWOOD - TX	R3	241.150	42.250 8	37.000 22T	39.800 19	41.600 14T	40.300 17T	40.200 10
	1015	Meyer Williams		14.900	12.350	13.800	14.800	13.700	14.100
	2012	Jacob Barrus		14.050	12.750	13.600	14.700	13.450	13.200
	2016	Tom Laakman		13.300		12.400	12.100	13.150	
	2056	Johnny Fuchs			11.900				12.900
15	Black Hills	R2	241.050	40.850 16T	39.450 4	39.450 20	41.650 13	41.300 11T	38.350 23T
	1129	Logan Melander		13.800	13.200	13.350	14.300		13.200
	2145	Riley Ward		13.650			13.450	13.800	
	2144	Fletcher Braunton		13.400	14.100	12.850	13.900		12.600
	2148	Farrell Baker			12.150			13.500	12.550
	2149	Max DeFrees				13.250		14.000	
16	West Coast	R1	240.400	41.850 11T	36.700 26	39.000 23	41.950 11	41.700 7T	39.200 17
	1058	Travis Gollott		15.050	13.600	13.250	15.200	14.000	13.400
	2073	Joshua Romero		13.600	10.300	13.050	13.450	13.650	12.850
	2074	Nikita Latman		13.200	12.800	12.700	13.300	14.050	12.950
17	Azarian	R1	236.150	38.200 33	36.550 27	40.300 15	41.850 12	38.250 30	41.000 6
	1000	Adam Young		13.050	12.850	13.850	14.100	12.000	13.350
	1009	Eric Espejo		12.600	11.100			13.350	
	2063	Bailey Chang		12.550		11.950	12.650		13.450
	2000	Marty Strech			12.600	14.500	15.100	12.900	14.200
18	Queen City	R5	235.500	40.750 18	37.000 22T	38.000 30	39.450 25	40.550 16	39.750 13
	2098	Noah Beeman		14.000	12.550	12.250	13.150	13.450	13.350
	1080	Alex Dumstorf		13.400			12.900	13.350	
	1079	Jonathan Schroeder		13.350		12.600	13.400		
	1081	J.D. Allsup			12.300				13.600
	1077	Jake Paul			12.150	13.150			12.800
	2104	Stewart Spanbauer						13.750	

2013 JO Nationals

Level 10 Club Team Results







May 1-5, 2013

Page: 4

Printed: 5/2/2013 9:47:33 PM

Men / 10 / All Ages

Session: 1JA,1JB,1SA,1SB,2JA,2JB,2SA,2SB,3JA,3JB,3SA,3SB

Rank	Gym	Team	Score						
19	San Mateo	R1	234.350	40.350 24	37.450 19	38.650 26	42.000 10	38.150 31	37.750 29
	2141	Nicholas Garcia		13.750	12.700	12.950	14.600	11.800	12.150
	2139	Harrison Plate		13.400	12.100	12.050	13.150	13.250	11.600
	1118	Nathaniel Ramil		13.200	12.650	13.650	14.250	13.100	14.000
20	Hocking Valley	R5	234.100	34.900 38	38.350 14	41.100 8T	40.450 20	37.600 36T	41.700 3
	1076	Leo Genders		13.150	12.300	12.650	13.650	12.150	13.950
	1072	Andrew Rickly		13.100	12.950	14.900	13.850	13.750	13.900
	2099	Michael Burns		8.650	13.100	13.550	12.950	11.700	13.850
21	St. Charles	R5	233.450	41.450 14	36.950 24	37.650 31	39.150 28	40.250 19	38.000 27
	2064	Jonathon Fornoff		14.500	12.200	11.950	13.300	14.150	13.050
	2023	William Zimmer		13.600					
	2020	Mitchell Fornek		13.350				12.850	12.650
	1023	Ryan Lemezis			12.700	13.200	13.150	13.250	
	2022	Zachary Carlson			12.050				12.300
	1027	Brenon Sommers				12.500	12.700		
22	OK GOLD - OK	R3	232.700	40.850 16T	32.900 39	40.850 10T	40.100 21	40.200 20	37.800 28
	1016	Aaron Nubine		14.100	10.350	13.700	14.850	12.900	11.900
	2069	Seth Cannon		13.850	11.550	12.600	12.250	13.500	12.300
	1017	William Knox		12.900	11.000	14.550	13.000	13.800	13.600
23T	Gym & More	R6	232.300	38.700 30	38.400 13	37.600 32	37.400 39	41.200 13	39.000 18
	2171	Ryan Girouard		13.300	12.900		12.250	13.550	13.400
	2170	Andy Jones		12.800	12.750	13.800	12.800	13.900	13.000
	2172	Colton Bradley		12.600		11.650		13.750	
	1146	William White			12.750		12.350		
	1148	Wayne Saya				12.150			12.600
23T	US Gym - Mahwah	R7	232.300	39.500 26	38.850 11T	38.350 28	39.700 23T	37.600 36T	38.300 25
	2050	Eric Uster		13.500			12.300	13.150	11.850
	2043	Tristan Duran		13.200	13.300	13.100	13.100	12.600	13.750
	1172	Brandon Valdes		12.800	12.250	13.450	14.300	11.850	
	2068	Harry Mclellan			13.300	11.800			12.700

2013 JO Nationals

Level 10 Club Team Results







May 1-5, 2013

Page: 5

Printed: 5/2/2013 9:47:33 PM

Men / 10 / All Ages

Session: 1JA,1JB,1SA,1SB,2JA,2JB,2SA,2SB,3JA,3JB,3SA,3SB

Rank	Gym	Team	Score						
25	Montgomery Cty	R7	232.200	40.600 19T	35.300 32	38.700 24T	41.000 17T	37.900 32T	38.700 19T
	2044	Genki Suzuki		14.250	13.500	12.900	14.650	12.300	13.000
	2049	Gregory Tamargo		13.500		13.400			12.000
	1105	Brett Quinn		12.850	11.150	12.400	12.700		
	1101	Sean Quinn			10.650		13.650	13.100	
	2207	Jonathan Tang						12.500	13.700
26T	MAC	R2	231.150	38.650 31	37.100 21	40.250 16	38.750 31T	38.750 28	37.650 30
	1011	Banks Hall		13.750	11.300	14.300	14.150	13.950	12.200
	1010	Patrick Casey		12.900	12.650	12.750	12.950	13.000	12.450
	1013	Nathaniel Swanson		12.000		13.200	11.650	11.800	13.000
	2054	Andre' Hufnagel			13.150				
26T	Surgents	R7	231.150	38.750 29	37.750 18	39.050 22	37.750 38	39.400 23	38.450 21T
	2051	Michael Grimaldi		13.450	11.850	12.500	11.950	13.250	11.700
	2045	Arinn Wade		12.800	14.500	13.800	12.600	13.950	13.800
	2047	Demetris Zambas		12.500	11.400	12.750	13.200		12.950
	1049	Matthew Mannino						12.200	
28	Emerald City	R3	230.350	40.400 23	34.750 35	37.100 34	40.650 19	39.000 24T	38.450 21T
	1068	Aria Sabbagh		13.650	12.600	12.300	13.850	13.950	13.950
	1069	Zachary Wendland		13.450	12.250	12.950	14.400	13.200	12.000
	1071	Ross Thompson		13.300	9.900	11.850	12.400	11.850	12.500
29T	VSSG	R1	230.050	40.450 22	36.100 29	34.900 40	38.600 33	41.300 11T	38.700 19T
	1001	Joshua Law		13.800	12.700	11.550	13.450	13.350	12.800
	2004	Vadim Ivanov		13.450	11.500	12.350	12.600	14.000	13.050
	2010	Roland Watson		13.200	11.900	11.000	12.550	13.950	12.850
29T	Cobb	R8	230.050	39.450 27	35.650 30T	38.700 24T	39.250 27	38.950 26	38.050 26
	2112	Andrew Spittler		13.500			12.300	12.600	12.200
	2115	Preston Krah		13.200	11.800			13.550	
	1090	Bobby Jacobs		12.750		13.200	12.850		13.150
	1089	Derick Thompson			12.000	12.600	14.100		12.700
	2117	Rick Brown			11.850			12.800	
	2113	Jack Hasenkopf				12.900			

2013 JO Nationals

Level 10 Club Team Results







May 1-5, 2013

Page: 6

Printed: 5/2/2013 9:47:33 PM

Men / 10 / All Ages

Session: 1JA,1JB,1SA,1SB,2JA,2JB,2SA,2SB,3JA,3JB,3SA,3SB

Rank	Gym	Team	Score						
31	DMEG	R5	226.900	37.600 35	36.400 28	40.100 17	38.800 30	38.800 27	35.200 36
	2203	Christopher Munneke		13.550	13.050	12.900	13.200	13.550	11.200
	2166	Kirk Williams		12.650	10.600		12.500	11.750	11.700
	2167	Blake Martin		11.400	12.750	13.100	13.100	13.500	12.300
	2194	Dennis Minton				14.100			
32	MN Valley	R4	224.500	37.650 34	36.800 25	36.150 38	38.250 35	38.600 29	37.050 34
	2061	Matthew Stahl		13.500	12.200	11.900	11.500	13.100	13.050
	1055	Matthew Mejia		12.250	12.400	12.200	14.200	12.550	11.700
	1053	Michael Francis		11.900	12.200	12.050	12.550	12.950	12.300
33	Apollo Gym - VA	R7	223.850	39.750 25	34.200 36	37.500 33	39.700 23T	37.550 38	35.150 37
	1085	Bryce Sampson		14.500	12.450	13.950	14.000	13.400	12.950
	1084	Daniel Button		13.750	11.800	11.850	14.400	12.200	13.500
	1086	Bradford Rupert		11.500	9.950	11.700	11.300	11.950	8.700
34	CHAMP - TX	R3	222.800	36.950 36	32.950 38	36.350 37	38.850 29	40.300 17T	37.400 31
	2155	Alex Wilson		12.600	11.100	11.850	15.000	13.050	12.800
	2158	John Swartout		12.200	9.150	11.600	11.750	13.400	12.300
	2157	Alex Thomason		12.150	12.700	12.900	12.100	13.850	12.300
35	CRENSHAW'S - TX	R3	220.100	35.400 37	35.650 30T	36.550 36	38.750 31T	37.650 35	36.100 35
	1019	Daniel Wuthnow		12.450	11.950	11.800	13.400	13.300	9.950
	2015	Mitchell Campbell		11.950	10.800	12.100	12.600	11.250	13.200
	2013	Grant Kell		11.000	12.900	12.650	12.750	13.100	12.950
36	Cal Sports	R1	219.950	39.250 28	32.650 40	35.800 39	38.000 36	37.100 39	37.150 32
	2142	Jannik Haas		13.400	10.850	12.350	13.200	13.550	12.750
	2143	Elliott Herman		13.050	10.700	11.850	12.600	13.450	13.600
	1127	Elijah Joves		12.800	11.100	11.600	12.200	10.100	10.800
37	Gold Cup	R9	217.750	38.350 32	34.800 34	40.450 13	38.450 34	35.900 40	29.800 40
	2042	Jon- Luc Garcia		13.200	10.500	12.200	12.350	11.850	8.200
	1041	Dimitri Floryance		13.000	12.500	14.500	13.000	11.350	11.400
	2041	Austin Lober		12.150	11.800	13.750	13.100	12.700	10.200

2013 JO Nationals

Level 10 Club Team Results







May 1-5, 2013

Page: 7

Printed: 5/2/2013 9:47:33 PM

Men / 10 / All Ages

Session: 1JA,1JB,1SA,1SB,2JA,2JB,2SA,2SB,3JA,3JB,3SA,3SB

Rank	Gym	Team	Score						
38	Top Flight - MD	R7	216.750	40.550 21	31.850 41	34.200 41	39.750 22	37.850 34	32.550 39
	1035 Alexander Bofill			14.000	11.250	11.650	13.850		
	2030 A.J. Beal			13.350	10.950	11.700	12.300	13.000	10.900
	2031 Michael Lober			13.200	9.650	10.850	13.600	12.250	11.000
	1036 Alex Stewart							12.600	10.650
39	Gym World Central	R1	214.950	25.150 68	38.000 17	40.650 12	37.850 37	39.000 24T	34.300 38
	2138 Josh Everitt			14.000	12.200	14.300	12.400	13.400	11.400
	1119 Zachary Rieger			11.150	12.400	13.300	14.050	11.750	11.350
	2140 Nathan Goff				13.400	13.050	11.400	13.850	11.550
40	Salto	R4	185.000	25.950 60T	33.450 37	36.700 35	26.100 57T	37.900 32T	24.900 56
	2131 Lukas Texeira			13.000	9.950	12.550	12.800	13.100	13.950
	1109 Caleb Walters			12.950	11.350	12.150	13.300		10.950
	1110 Micah Wong				12.150	12.000		12.350	
	2206 Jack Maher							12.450	
41	Classic	R4	182.700	27.350 43	25.600 48	38.550 27	25.550 60T	28.550 42	37.100 33
	2129 Ryan Wangler			13.800	12.450	12.550	13.250	14.250	13.550
	2130 Ryan Bergman			13.550	13.150	13.050	12.300	14.300	13.000
	1111 Dylan Darst					12.950			10.550
42	Tri Town	R6	161.800	26.450 52	37.250 20	25.650 55	23.600 81	25.600 62	23.250 71
	1032 Dean Kopp			13.450	11.200	11.950	12.600	12.550	10.850
	1030 Jonathan Lerch			13.000	12.550	13.700	11.000	13.050	12.400
	2057 Christopher Tricard				13.500				