

# 2013 JO Nationals

## Meet Results - Juniors

May 1-5, 2013

Page: 1

Printed: 5/2/2013 9:42:02 PM

Men / 10 / 15-16 yrs

Session: 1JA,1JB,1SA,1SB,2JA,2JB,2SA,2SB,3JA,3JB,3SA,3SB

Judge's Signatures

Rank	Num	Name	Gym							AA
1	2197	Marvin Kimble	Swiss Turners	16.050 1	15.050 1	16.100 1	15.400 1	15.650 1	15.800 1	94.050 1
2	2150	Hunter Justus	CYPRESS ACADEMY - TX	14.300 14T	13.800 8	15.050 4	14.700 8T	14.700 5	14.850 5T	87.400 2
3	2177	Yul Moldauer	5280- North	14.800 8	13.550 11T	14.400 14T	14.300 18T	15.400 2	14.550 8	87.000 3
4	2196	Robert Neff	Swiss Turners	14.950 4T	13.500 13T	14.900 5	13.900 28T	14.300 12T	14.900 3T	86.450 4
5	2151	Colin Van Wicklen	CYPRESS ACADEMY - TX	14.900 6	13.250 23T	14.700 7T	14.700 8T	14.150 18T	14.500 9T	86.200 5
6	2087	Tristan Burke	WOGA-FRISCO - TX	14.850 7	13.250 23T	14.750 6	14.900 6	14.350 11	13.000 52T	85.100 6
7T	2187	Kiwan Watts	River City	15.400 2	12.650 54T	14.300 16T	14.500 14T	13.850 33T	14.350 11	85.050 7T
7T	2180	Johnny Jacobson	USA Gym World	14.050 23T	13.200 25	14.700 7T	14.000 26	14.950 3T	14.150 15	85.050 7T
9	2033	Quest Hayden	Hayden's	14.050 23T	14.050 6T	13.300 44T	14.300 18T	14.500 7T	14.250 12	84.450 9
10	2160	Bobby Baker	Aerial	13.600 50T	13.000 35T	14.500 11T	14.600 12T	14.950 3T	13.550 32T	84.200 10
11	2019	Alec Yoder	InterActive	14.200 17	14.500 2T	13.900 26	13.700 39T	13.250 87T	13.900 20T	83.450 11
12	2032	Anthony McCallum	Hayden's	14.350 13	13.000 35T	13.550 35T	14.500 14T	14.500 7T	13.450 35T	83.350 12
13T	2153	Levi Anderson	CYPRESS ACADEMY - TX	14.950 4T	12.450 65T	13.400 41T	13.850 31T	13.400 73T	15.000 2	83.050 13T
13T	2089	Yaroslav Pochinka	WOGA-PLANO - TX	14.600 9	13.450 16	13.450 39T	14.500 14T	13.300 80T	13.750 24T	83.050 13T
15	2154	Tanner West	CYPRESS ACADEMY - TX	14.100 20T	12.950 38T	13.950 24T	13.750 36T	14.300 12T	13.950 17T	83.000 15
16	2070	Ryan Sheppard	WOGA-PLANO - TX	13.600 50T	14.050 6T	14.600 9	14.250 21T	13.600 50T	12.800 74T	82.900 16
17	2152	Jalon Stephens	Jill's Gymnastics	13.950 30T	12.700 51T	13.650 32	15.050 4	14.550 6	12.850 68T	82.750 17
18	2088	Fabian Deluna	WOGA-FRISCO - TX	13.800 37T	12.800 44T	15.600 3	13.800 33T	14.400 10	12.200 124T	82.600 18
19	2106	David Jessen	Rise Gymnastics	13.000 114T	12.150 83T	14.000 22T	13.400 49T	14.500 7T	14.850 5T	81.900 19
20	2075	Jonah Urlaub	SCATS	14.300 14T	13.700 9T	13.850 27	13.400 49T	13.000 109T	13.600 30T	81.850 20
21	2012	Jacob Barrus	RIDGEWOOD - TX	14.050 23T	12.750 48T	13.600 33T	14.700 8T	13.450 65T	13.200 45T	81.750 21
22	2027	Eric Klein	Daggett's	13.950 30T	12.100 88T	13.100 51T	15.300 2	13.800 36T	13.450 35T	81.700 22
23	2003	Emyre Cole	Go For It USA	15.000 3	13.550 11T	12.450 95T	14.500 14T	13.950 28T	12.150 127T	81.600 23
24	2045	Arinn Wade	Surgents	12.800 128T	14.500 2T	13.800 28T	12.600 107T	13.950 28T	13.800 23	81.450 24

# 2013 JO Nationals

## Meet Results - Juniors

May 1-5, 2013

Rank	Num	Name	Gym							AA
25	2000	Marty Strech	Azarian	11.950 173T	12.600 56T	14.500 11T	15.100 3	12.900 123T	14.200 13T	81.250 25
26	2097	Grant Breckenridge	BGGC	13.750 40T	12.200 77T	13.950 24T	12.750 97T	14.050 21T	14.500 9T	81.200 26
27	2110	Jack Kramer	Zenith	13.450 65T	13.350 18	13.000 60	12.800 88T	13.800 36T	14.700 7	81.100 27
28	2204	Austin Hodges	BGGC	13.950 30T	14.400 4	13.150 48T	11.800 163	13.700 42T	14.050 16	81.050 28
29	2044	Genki Suzuki	Montgomery Cty	14.250 16	13.500 13T	12.900 63T	14.650 11	12.300 160T	13.000 52T	80.600 29
30	2065	Gagik Gharibyan	GO USA	12.950 118T	11.800 111T	14.100 19T	13.200 60T	13.550 54T	14.900 3T	80.500 30
31	2090	Cole Casanova	WOGA-FRISCO - TX	13.650 46T	13.050 33T	14.500 11T	14.250 21T	12.100 170T	12.850 68T	80.400 31
32	2161	Anton Stephenson	Deveau's	13.450 65T	13.100 31T	13.150 48T	13.400 49T	14.150 18T	13.100 48	80.350 32
33	2144	Fletcher Braunton	Black Hills	13.400 73T	14.100 5	12.850 68T	13.900 28T	13.350 77T	12.600 89T	80.200 33
34	2129	Ryan Wangler	Classic	13.800 37T	12.450 65T	12.550 89T	13.250 56T	14.250 17	13.550 32T	79.850 34
35	2026	Peter Daggett	Daggett's	14.500 10T	9.250 192T	14.550 10	13.250 56T	14.050 21T	14.200 13T	79.800 35
36	2178	Dylan Ellsworth	USA Gym World	13.450 65T	12.000 95T	14.150 18	13.850 31T	12.950 115T	13.250 42T	79.650 36
37	2005	Christian Kalustian	Byers Elk Grove	14.100 20T	11.750 122T	12.800 71T	14.150 24	13.000 109T	13.700 26T	79.500 37
38	2130	Ryan Bergman	Classic	13.550 54T	13.150 26T	13.050 55T	12.300 130T	14.300 12T	13.000 52T	79.350 38
39	2002	Alex Magsam	North Valley	13.750 40T	10.200 181	14.100 19T	14.300 18T	13.250 87T	13.700 26T	79.300 39
40	2064	Jonathon Fornoff	St. Charles	14.500 10T	12.200 77T	11.950 137T	13.300 53T	14.150 18T	13.050 49T	79.150 40
41	2035	Rogelio Vazquez	Orlando Metro	13.850 34T	11.050 149	13.400 41T	12.800 88T	14.300 12T	13.700 26T	79.100 41
42T	2170	Andy Jones	Gym & More	12.800 128T	12.750 48T	13.800 28T	12.800 88T	13.900 31T	13.000 52T	79.050 42T
42T	2043	Tristan Duran	US Gym - Mahwah	13.200 91T	13.300 19T	13.100 51T	13.100 69T	12.600 146T	13.750 24T	79.050 42T
44T	2074	Nikita Latman	West Coast	13.200 91T	12.800 44*	12.700 82	13.300 53T	14.050 21T	12.950 57T	79.000 44T
44T	2162	Michael Graft	Aerial	13.500 59T	12.800 44*	14.000 22T	13.700 39T	12.100 170T	12.900 62T	79.000 44T
46	2040	Drew Burton	CTC	13.100 104T	12.500 62T	13.300 44T	14.800 7	12.250 164T	12.900 62T	78.850 46
47	2174	Anthony Schoberl	Gym Nest	14.000 27T	12.400 69T	12.200 109T	12.950 83T	13.300 80T	13.950 17T	78.800 47
48	2098	Noah Beeman	Queen City	14.000 27T	12.550 60T	12.250 105T	13.150 66T	13.450 65T	13.350 39T	78.750 48

# 2013 JO Nationals

## Meet Results - Juniors

May 1-5, 2013

Rank	Num	Name	Gym							AA
49	2165	Dalton Byerly	Deveau's	14.100 20T	12.950 38T	12.000 131T	12.950 83T	13.650 46T	12.800 74T	78.450 49
50T	2188	Noah Roberson	Stumpfs	13.550 54T	11.850 105T	13.600 33T	13.900 28T	12.550 151T	12.900 62T	78.350 50T
50T	2120	Steven Rochelle	Gym Quest	13.450 65T	13.300 19T	12.800 71T	13.100 69T	13.450 65T	12.250 121T	78.350 50T
52	2198	Vitali Kan	Swiss Turners	13.350 77T	12.500 62T	13.700 31	13.000 77T	12.950 115T	12.800 74T	78.300 52
53	2141	Nicholas Garcia	San Mateo	13.750 40T	12.700 51T	12.950 61T	14.600 12T	11.800 183	12.150 127T	77.950 53
54	2138	Josh Everitt	Gym World Central	14.000 27T	12.200 77T	14.300 16T	12.400 123T	13.400 73T	11.400 162T	77.700 54
55	2145	Riley Ward	Black Hills	13.650 46T	12.000 95T	12.600 85T	13.450 46T	13.800 36T	12.150 127T	77.650 55
56T	2071	Phillip Campos	Victory	13.050 107T	10.500 172T	13.500 37T	13.950 27	13.600 50T	12.850 68T	77.450 56T
56T	2203	Christopher Munneke	DMEG	13.550 54T	13.050 33T	12.900 63T	13.200 60T	13.550 54T	11.200 171T	77.450 56T
58	2183	Esteban Montiel	USA Gym World	13.650 46T	12.000 95T	12.200 109T	13.600 42T	13.450 65T	12.350 106T	77.250 58
59	2059	Shashank Yallamraju	TAGS South	12.200 159T	12.650 54T	12.800 71T	12.850 87	13.150 94T	13.350 39T	77.000 59
60	2004	Vadim Ivanov	VSSG	13.450 65T	11.500 131	12.350 100T	12.600 107T	14.000 25T	13.050 49T	76.950 60
61	2073	Joshua Romero	West Coast	13.600 50T	10.300 175T	13.050 55T	13.450 46T	13.650 46T	12.850 68T	76.900 61
62T	2182	Isaac Xiong	5280- North	13.650 46T	11.650 126T	12.000 131T	12.700 99T	13.600 50T	13.250 42T	76.850 62T
62T	2181	Ryan Dunning	ERG	13.300 82T	10.750 164T	13.500 37T	13.100 69T	13.250 87T	12.950 57T	76.850 62T
64	2179	Jordyn Lopez	5280- North	12.450 153	12.450 65T	13.050 55T	13.400 49T	13.050 105T	12.400 102T	76.800 64
65	2202	Dalton Struebin	Swiss Turners	14.400 12	10.100 182	12.000 131T	13.650 41	14.000 25T	12.550 92T	76.700 65
66T	2092	Hayden Lewis	WOGA-FRISCO - TX	12.400 154T	11.200 142*	14.400 14T	13.200 60T	12.950 115T	12.500 96T	76.650 66T
66T	2121	Jake Brodarzon	ENA PARAMUS	12.750 135T	11.200 142*	13.100 51T	13.800 33T	13.700 42T	12.100 135T	76.650 66T
66T	2171	Ryan Girouard	Gym & More	13.300 82T	12.900 42T	11.250 174T	12.250 139T	13.550 54T	13.400 38	76.650 66T
69	2111	Peyton Amick	Flip Force	14.150 18T	11.850 105T	12.250 105T	13.100 69T	11.950 177T	13.300 41	76.600 69
70	2025	Shaun Herzog	Daggett's	13.850 34T	10.300 175T	12.200 109T	13.750 36T	14.300 12T	12.150 127T	76.550 70
71	2155	Alex Wilson	CHAMP - TX	12.600 145T	11.100 145T	11.850 144T	15.000 5	13.050 105T	12.800 74T	76.400 71
72	2146	Garrett Dee	Danik	12.400 154T	12.150 83T	13.050 55T	12.100 147T	13.900 31T	12.700 81T	76.300 72

# 2013 JO Nationals

## Meet Results - Juniors

May 1-5, 2013

Rank	Num	Name	Gym							AA
73	2136	Andrew Zymball	Cahoys	13.700 44T	11.000 150T	12.600 85T	12.900 86	14.050 21T	11.950 142	76.200 73
74	2167	Blake Martin	DMEG	11.400 182	12.750 48T	13.100 51T	13.100 69T	13.500 60T	12.300 112T	76.150 74
75T	2028	Luke Aldrich	Daggett's	14.150 18T	11.150 144	12.400 98T	12.150 145T	12.750 137T	13.500 34	76.100 75T
75T	2142	Jannik Haas	Cal Sports	13.400 73T	10.850 158T	12.350 100T	13.200 60T	13.550 54T	12.750 79T	76.100 75T
75T	2201	Austin Kane	Swiss Turners	12.800 128T	13.300 19T	12.450 95T	12.300 130T	13.000 109T	12.250 121T	76.100 75T
78	2069	Seth Cannon	OK GOLD - OK	13.850 34T	11.550 130	12.600 85T	12.250 139T	13.500 60T	12.300 112T	76.050 78
79	2157	Alex Thomason	CHAMP - TX	12.150 161T	12.700 51T	12.900 63T	12.100 147T	13.850 33T	12.300 112T	76.000 79
80	2108	Benjamin Cooperman	NEAG	13.200 91T	13.150 26T	12.350 100T	11.950 156T	12.850 128T	12.450 99T	75.950 80
81T	2149	Max DeFrees	Black Hills	12.950 118T	10.900 154T	13.250 47	12.650 103T	14.000 25T	12.100 135T	75.850 81T
81T	2100	Alec Krystek	FlipSpot	13.200 91T	12.000 95T	12.100 119T	13.550 44T	12.700 141T	12.300 112T	75.850 81T
81T	2046	Colin Coates	PARKETTES	13.000 114T	12.500 62T	13.150 48T	11.900 160T	13.150 94T	12.150 127T	75.850 81T
84	2096	Jacob Stanley	ALAMO GYM - TX	13.300 82T	11.350 138T	11.700 156T	12.200 142T	13.350 77T	13.900 20T	75.800 84
85	2173	Joseph Bonanno	Sterling Academy	14.050 23T	11.650 126T	12.100 119T	12.800 88T	13.350 77T	11.750 148T	75.700 85
86	2105	Alexander Pong	BGGC	12.800 128T	11.650 126T	12.800 71T	12.700 99T	12.800 135T	12.900 62T	75.650 86
87T	2082	Gabriel Loges	Nat'l Academy	13.050 107T	11.350 138T	10.900 183T	14.200 23	13.600 50T	12.500 96T	75.600 87T
87T	2078	John Herrera	Gym NV	13.350 77T	11.800 111T	11.000 178T	13.800 33T	13.300 80T	12.350 106T	75.600 87T
87T	2080	Jacob Silvestri	New Hope	12.000 170T	12.100 88T	12.600 85T	12.500 117T	13.450 65T	12.950 57T	75.600 87T
90T	2176	Samuel Su	TGC	13.450 65T	13.150 26T	12.200 109T	11.950 156T	12.750 137T	12.050 137T	75.550 90T
90T	2139	Harrison Plate	San Mateo	13.400 73T	12.100 88T	12.050 124T	13.150 66T	13.250 87T	11.600 155T	75.550 90T
92T	2010	Roland Watson	VSSG	13.200 91T	11.900 101T	11.000 178T	12.550 115T	13.950 28T	12.850 68T	75.450 92T
92T	2107	William Longwe	Somersault	13.750 40T	12.550 60T	11.800 149T	10.950 187	13.650 46T	12.750 79T	75.450 92T
94	2199	Nicholas Busalacchi	Swiss Turners	12.750 135T	11.800 111T	12.750 77T	12.600 107T	12.700 141T	12.800 74T	75.400 94
95T	2131	Lukas Texeira	Salto	13.000 114T	9.950 184T	12.550 89T	12.800 88T	13.100 101*	13.950 17T	75.350 95T
95T	2060	John-Luke Singh	MHG	13.700 44T	10.750 164T	12.100 119T	12.500 117T	13.700 42T	12.600 89T	75.350 95T

# 2013 JO Nationals

## Meet Results - Juniors


May 1-5, 2013

Rank	Num	Name	Gym							AA
95T	2076	Jeremiah McReynolds	Victory	13.550 54T	12.200 77T	12.850 68T	10.900 188	13.300 80T	12.550 92T	75.350 95T
95T	2013	Grant Kell	CRENSHAW'S - TX	11.000 183	12.900 42T	12.650 83T	12.750 97T	13.100 101*	12.950 57T	75.350 95T
99	2084	Josh Havelind	OGA	13.800 37T	12.450 65T	12.050 124T	11.950 156T	13.700 42T	11.350 164T	75.300 99
100T	2143	Elliott Herman	Cal Sports	13.050 107T	10.700 166T	11.850 144T	12.600 107T	13.450 65T	13.600 30T	75.250 100T
100T	2061	Matthew Stahl	MN Valley	13.500 59T	12.200 77T	11.900 141T	11.500 176T	13.100 101T	13.050 49T	75.250 100T
102	2091	Zachary Treadway	BART CONNER - OK	13.050 107T	11.800 111T	12.950 61T	12.800 88T	12.850 128T	11.600 155T	75.050 102
103	2172	Colton Bradley	Gym & More	12.600 145T	12.350 73T	11.650 158T	12.200 142T	13.750 40T	12.450 99T	75.000 103
104T	2148	Farrell Baker	Black Hills	12.700 140T	12.150 83T	12.300 103T	11.700 167T	13.500 60T	12.550 92T	74.900 104T
104T	2168	Joshua Hurwitz	Gym World	13.150 101T	10.950 152T	13.300 44T	12.800 88T	12.950 115T	11.750 148T	74.900 104T
106	2164	Troy Mather	Aerial	13.250 87T	12.050 92T	13.450 39T	13.250 56T	12.150 169	10.700 184T	74.850 106
107T	2163	James Egelhoff	Gym World	12.850 126T	11.950 100	11.750 152T	14.050 25	12.200 167T	12.000 139T	74.800 107T
107T	2047	Demetris Zambas	Surgents	12.500 149T	11.400 136T	12.750 77T	13.200 60T	12.000 173T	12.950 57T	74.800 107T
109	2118	Tucker Haas	Zenith	12.850 126T	10.850 158T	12.450 95T	12.700 99T	13.400 73T	12.500 96T	74.750 109
110	2051	Michael Grimaldi	Surgents	13.450 65T	11.850 105T	12.500 92T	11.950 156T	13.250 87T	11.700 151T	74.700 110
111T	2020	Mitchell Fornek	St. Charles	13.350 77T	11.850 105T	11.550 162T	12.350 126T	12.850 128*	12.650 85T	74.600 111T
111T	2114	Derek Gonzalez	FGTC	13.050 107T	12.950 38T	11.500 165T	11.400 178T	12.850 128*	12.850 68T	74.600 111T
113	2132	Ben Winkel	Great Northern	12.050 167T	12.250 76	12.900 63T	10.600 190	13.550 54T	13.200 45T	74.550 113
114T	2109	Paris Jr McGee	In-Flight	13.950 30T	9.500 190	12.500 92T	12.400 123T	13.250 87T	12.900 62T	74.500 114T
114T	2016	Tom Laakman	RIDGEWOOD - TX	13.300 82T	11.100 145T	12.400 98T	12.100 147T	13.150 94T	12.450 99T	74.500 114T
116	2147	Ethan Levitch	Danik	13.150 101T	12.300 75	11.850 144T	11.700 167T	13.300 80T	12.150 127T	74.450 116
117	2072	Gareth Weiss	Payke	12.050 167T	13.000 35T	11.300 171T	13.450 46T	13.500 60T	10.950 178T	74.250 117
118	2022	Zachary Carlson	St. Charles	12.950 118T	12.050 92T	11.400 169T	12.500 117T	12.850 128T	12.300 112T	74.050 118
119T	2135	Paul Marchando	Active Athletics	13.250 87T	12.950 38T	11.550 162T	11.300 182T	12.550 151T	12.300 112T	73.900 119T
119T	2184	Conor McCartney	5280 South	12.250 158	12.100 88T	11.750 152T	13.000 77T	13.150 94T	11.650 153T	73.900 119T

# 2013 JO Nationals

## Meet Results - Juniors

May 1-5, 2013

Rank	Num	Name	Gym							AA
121T	2053	Trace Jacquot	VEGA	13.550 54T	11.750 122T	10.800 186T	12.500 117T	12.600 146T	12.650 85T	73.850 121T
121T	2159	Cameron Wright	CYPRESS ACADEMY - TX	13.200 91*	9.800 186T	12.050 124T	13.100 69T	13.000 109T	12.700 81T	73.850 121T
121T	2185	Brady Cumming	Kinetic	13.200 91*	10.900 154T	11.450 167T	13.000 77T	12.900 123T	12.400 102T	73.850 121T
124	2099	Michael Burns	Hocking Valley	8.650 186	13.100 31T	13.550 35T	12.950 83T	11.700 185T	13.850 22	73.800 124
125T	2115	Preston Krah	Cobb	13.200 91T	11.800 111T	11.750 152T	11.650 170T	13.550 54T	11.800 146T	73.750 125T
125T	2049	Gregory Tamargo	Montgomery Cty	13.500 59T	10.250 178T	13.400 41T	12.300 130T	12.300 160T	12.000 139T	73.750 125T
127	2041	Austin Lober	Gold Cup	12.150 161T	11.800 111T	13.750 30	13.100 69T	12.700 141T	10.200 189	73.700 127
128T	2048	Christopher Graff	All American - NJ	11.950 173T	11.800 111T	12.300 103T	13.550 44T	12.100 170T	11.900 143T	73.600 128T
128T	2208	Kyle King	TX CHAMP GYM - TX	12.750 135T	10.850 158T	12.250 105T	13.250 56T	12.950 115T	11.550 157T	73.600 128T
130T	2083	Justin Hunt	Metro	11.900 176	11.900 101T	10.800 186T	12.800 88T	13.800 36T	12.350 106T	73.550 130T
130T	2021	Justin Hopgood	Kalamazoo	12.500 149T	11.400 136T	11.050 176T	13.000 77T	13.300 80T	12.300 112T	73.550 130T
130T	2024	Joseph Smith	Integrity	12.900 122T	12.400 69T	12.500 92T	12.400 123T	12.900 123T	10.450 188	73.550 130T
133T	2123	Nicholas Anselmo	GYMSTRADA	13.450 65T	12.000 95T	12.650 83T	13.150 66T	11.450 188	10.750 183	73.450 133T
133T	2062	Christopher Sands	Prestige	13.100 104T	10.550 170T	12.200 109T	12.250 139T	13.150 94T	12.200 124T	73.450 133T
135	2191	Matthew Bunke	KMC	12.350 156T	12.600 56T	12.100 119T	12.300 130T	12.600 146T	11.450 161	73.400 135
136	2008	Haden McCarey	USA Flairs	13.050 107T	10.600 168T	12.800 71T	12.700 99T	12.900 123T	11.300 167T	73.350 136
137	2034	Landon Mathis	Palmetto	13.400 73T	10.900 154T	11.300 171T	12.550 115T	12.850 128T	12.250 121T	73.250 137
138	2200	Austin Reinke	Swiss Turners	13.250 87T	10.250 178T	11.800 149T	13.300 53T	12.250 164T	12.350 106T	73.200 138
139	2190	Jacob Hollingsworth	Columbia	12.900 122T	12.150 83T	12.050 124T	12.200 142T	11.150 192	12.700 81T	73.150 139
140T	2050	Eric Uster	US Gym - Mahwah	13.500 59T	11.250 140T	11.000 178T	12.300 130T	13.150 94T	11.850 145	73.050 140T
140T	2066	Aaron Moss	Cascade Elite	13.050 107T	11.450 132T	12.050 124T	11.900 160T	13.250 87T	11.350 164T	73.050 140T
140T	2056	Johnny Fuchs	RIDGEWOOD - TX	12.800 128T	11.900 101T	11.450 167T	12.050 151T	11.950 177T	12.900 62T	73.050 140T
143	2209	Peter Makey	MHG	12.700 140T	11.800 111T	12.250 105T	12.300 130T	13.150 94T	10.700 184T	72.900 143
144	2122	Giovanni Rossoni	Fairland	12.500 149T	11.800 111T	12.850 68T	11.400 178T	12.000 173T	12.300 112T	72.850 144

# 2013 JO Nationals

## Meet Results - Juniors

May 1-5, 2013

Rank	Num	Name	Gym							AA
145	2085	Benjamin Fisher	OGA	13.350 77T	11.450 132T	12.000 131T	11.100 185T	12.900 123T	11.800 146T	72.600 145
146	2095	Connor Gibson	BART CONNER - OK	12.800 128T	11.450 132T	12.150 115T	11.750 164T	13.050 105T	11.150 173	72.350 146
147	2094	David Watkins	SLGC	12.750 135T	11.250 140T	12.150 115T	12.050 151T	12.750 137T	11.350 164T	72.300 147
148	2030	A.J. Beal	Top Flight - MD	13.350 77T	10.950 152T	11.700 156T	12.300 130T	13.000 109T	10.900 180	72.200 148
149	2125	Christian Correale	ASAP	12.800 128T	10.500 172T	10.950 181T	12.350 126T	13.450 65T	12.050 137T	72.100 149
150	2119	Alexander Hess	Gallagher's	11.800 177T	12.400 69T	11.300 171T	12.000 154T	12.000 173T	12.550 92T	72.050 150
151T	2068	Harry Mclellan	US Gym - Mahwah	12.150 161T	13.300 19T	11.800 149T	12.150 145T	9.900 194	12.700 81T	72.000 151T
151T	2006	Jake Feldmann	Broadway	13.000 114T	9.950 184T	12.800 71T	13.200 60T	12.500 154T	10.550 187	72.000 151T
153T	2104	Stewart Spanbauer	Queen City	12.600 145T	10.850 158T	11.650 158T	12.000 154T	13.750 40T	11.100 174T	71.950 153T
153T	2017	Christopher Meierarend	GAGE	12.700 140T	12.800 44T	10.900 183T	11.650 170T	12.650 145	11.250 169T	71.950 153T
153T	2166	Kirk Williams	DMEG	12.650 143T	10.600 168T	12.750 77T	12.500 117T	11.750 184	11.700 151T	71.950 153T
153T	2037	Philip Ordonez	North Florida - OP	12.150 161T	11.700 125	11.750 152T	12.600 107T	11.350 189T	12.400 102T	71.950 153T
157T	2023	William Zimmer	St. Charles	13.600 50T	11.800 111T	11.950 137*	11.600 174	12.350 158T	10.600 186	71.900 157T
157T	2063	Bailey Chang	Azarian	12.550 148	9.800 186T	11.950 137*	12.650 103*	11.500 187	13.450 35T	71.900 157T
157T	2015	Mitchell Campbell	CRENSHAW'S - TX	11.950 173T	10.800 163	12.100 119T	12.600 107T	11.250 191	13.200 45T	71.900 157T
157T	2102	Laith Yousif	Prairie	13.150 101T	11.450 132T	11.550 162T	11.200 184	11.950 177T	12.600 89T	71.900 157T
157T	2081	Benjamin Van Aken	All Olympia	12.950 118T	9.100 195	12.550 89T	12.650 103*	12.000 173T	12.650 85T	71.900 157T
157T	2029	Patrick Howard	Daggett's	11.800 177T	11.750 122T	12.750 77T	12.100 147T	12.500 154T	11.000 176T	71.900 157T
163T	2039	Andrew Carter	North Florida - OP	12.650 143T	10.250 178T	11.650 158T	11.700 167T	13.450 65T	12.150 127*	71.850 163T
163T	2126	Alexander Wertz	HANOVER	12.900 122T	11.000 150T	11.250 174T	11.500 176T	13.050 105T	12.150 127*	71.850 163T
165	2038	Mitchell Gornto	High Point	12.000 170T	11.100 145T	11.900 141T	11.750 164T	13.500 60T	11.550 157T	71.800 165
166	2134	Brandon Jacoby	Platinum	13.300 82T	9.350 191	10.950 181T	13.100 69T	12.600 146T	12.350 106T	71.650 166
167	2014	Jaylan Harris	HGA GYMMASTERS - TX	11.650 181	10.300 175T	12.150 115T	12.800 88T	12.300 160T	12.350 106T	71.550 167
168	2103	Justin Murphy	Michigan Elite	12.150 161T	11.800 111T	12.050 124T	11.550 175	12.750 137T	11.200 171T	71.500 168

# 2013 JO Nationals

## Meet Results - Juniors

May 1-5, 2013







Rank	Num	Name	Gym							AA
169	2169	Daniel Meulbroek	Deveau's	12.150 161T	11.650 126T	10.550 189	12.050 151T	12.950 115T	12.000 139T	71.350 169
170	2009	Carl Meader	Extreme	10.300 185	12.350 73T	10.050 193	12.600 107T	12.950 115T	13.000 52T	71.250 170
171	2101	Colin McCarthy	Ultimate	12.500 149T	12.150 83T	11.850 144T	12.500 117T	10.950 193	11.250 169T	71.200 171
172T	2058	Grant McConaughy	RGA	12.050 167T	10.900 154T	11.850 144T	12.300 130T	13.000 109T	10.850 181	70.950 172T
172T	2186	Joseph Graham	5280 South	12.750 135T	12.050 92T	11.500 165T	11.350 181	12.200 167T	11.100 174T	70.950 172T
174	2093	Cole Wilhelm	EAGLE'S WINGS - TX	12.900 122T	8.700 197	11.400 169T	11.900 160T	13.300 80T	12.650 85T	70.850 174
175	2112	Andrew Spitler	Cobb	13.500 59T	10.000 183	10.100 192	12.300 130T	12.600 146T	12.200 124T	70.700 175
176	2117	Rick Brown	Cobb	11.800 177T	11.850 105T	11.900 141T	10.650 189	12.800 135T	11.650 153T	70.650 176
177	2031	Michael Lober	Top Flight - MD	13.200 91T	9.650 189	10.850 185	13.600 42T	12.250 164T	11.000 176T	70.550 177
178	2113	Jack Hasenkopf	Cobb	12.000 170T	10.850 158T	12.900 63T	11.650 170T	12.300 160T	10.800 182	70.500 178
179	2158	John Swartout	CHAMP - TX	12.200 159T	9.150 194	11.600 161	11.750 164T	13.400 73T	12.300 112T	70.400 179
180	2127	Uche Eke	Fairland	13.250 87T	9.800 186T	10.500 190	12.600 107T	12.700 141T	11.300 167T	70.150 180
181	2086	Nicolas Petersen	Top Flyte	11.800 177T	10.700 166T	10.450 191	11.650 170T	12.850 128T	11.750 148T	69.200 181
182	2116	Antone Wright	Countryside	10.550 184	8.850 196	11.950 137T	13.000 77T	11.900 180	12.400 102T	68.650 182
183	2042	Jon- Luc Garcia	Gold Cup	13.200 91T	10.500 172T	12.200 109T	12.350 126T	11.850 181T	8.200 191	68.300 183
184	2055	John McCarthy	Avant Coeur	12.350 156T	9.250 192T	9.600 195	11.300 182T	11.850 181T	11.400 162T	65.750 184
185	2077	Jacob Sutcliffe	Diamond Elite	13.500 59T	12.600 56T	0.000 196T	13.750 36T	13.100 101T	11.900 143T	64.850 185
186	2140	Nathan Goff	Gym World Central	0.000 188T	13.400 17	13.050 55T	11.400 178T	13.850 33T	11.550 157T	63.250 186
187	2036	Samuel Cittadino	Cartersville	0.000 188T	12.400 69T	12.750 77T	13.000 77T	11.350 189T	10.050 190	59.550 187
188	2079	Elijah Parsells	Cal-Star	0.000 188T	13.700 9T	11.050 176T	11.100 185T	12.350 158T	10.950 178T	59.150 188
189	2124	G. Matthew Moscato	HANOVER	13.100 104T	12.600 56T	10.750 188	12.350 126T	6.100 195	0.000 192T	54.900 189
190	2207	Jonathan Tang	Montgomery Cty	1.000 187	10.550 170T	12.150 115T	0.000 191T	12.500 154T	13.700 26T	49.900 190
191	2189	Alex Wittenberg	Greater Buffalo	0.000 188T	11.850 105T	12.000 131T	0.000 191T	11.700 185T	13.250 42T	48.800 191
192	2175	Marcos Gatinho	Universal Gymnastics	0.000 188T	13.150 26T	9.800 194	0.000 191T	12.550 151T	11.550 157T	47.050 192



# 2013 JO Nationals

## Meet Results - Juniors

May 1-5, 2013

Rank	Num	Name	Gym							AA
193	2018	Blake Kaminski	UNITED ELITE - TX	0.000 188T	11.900 101T	12.050 124T	0.000 191T	12.950 115T	0.000 192T	36.900 193
194	2205	Josiah Eng	Swiss Turners	0.000 188T	0.000 198T	16.050 2	0.000 191T	0.000 196T	0.000 192T	16.050 194
195	2194	Dennis Minton	DMEG	0.000 188T	0.000 198T	14.100 19T	0.000 191T	0.000 196T	0.000 192T	14.100 195
196	2192	Matthew Rada	Eric Will	0.000 188T	0.000 198T	0.000 196T	0.000 191T	13.650 46T	0.000 192T	13.650 196
197	2057	Christopher Tricard	Tri Town	0.000 188T	13.500 13T	0.000 196T	0.000 191T	0.000 196T	0.000 192T	13.500 197
198	2054	Andre' Hufnagel	MAC	0.000 188T	13.150 26T	0.000 196T	0.000 191T	0.000 196T	0.000 192T	13.150 198
199	2052	Erik Zamora	TAG USA	0.000 188T	0.000 198T	0.000 196T	12.650 103T	0.000 196T	0.000 192T	12.650 199
200	2206	Jack Maher	Salto	0.000 188T	0.000 198T	0.000 196T	0.000 191T	12.450 157	0.000 192T	12.450 200
201	2195	Eric Hildenbrandt	Kinetic	0.000 188T	12.200 77T	0.000 196T	0.000 191T	0.000 196T	0.000 192T	12.200 201
202	2128	Matthew Wagner	TGR	0.000 188T	0.000 198T	12.000 131T	0.000 191T	0.000 196T	0.000 192T	12.000 202
203	2193	Trey Davis	Mt Baker	0.000 188T	11.100 145T	0.000 196T	0.000 191T	0.000 196T	0.000 192T	11.100 203