

2012 Winter Cup Prelims







Meet Results

Feb 2, 2012

Men / SR

Session: 2







Judge's Signatures

Rank	Num	Name	Gym							AA
1	60	John Orozco	USOTC	Diff: 6.000	6.700	6.300	6.600	6.900	6.400	
				Exec: 8.350	8.600	7.850	9.100	8.500	8.150	
				ND: _____	_____	_____	-0.100	_____	_____	
				Final: 14.350	15.300	14.150	15.600	15.400	14.550	89.350
				Place: 3T	1	9T	6T	2	4	1
2	41	Danell Leyva	Universal	Diff: 6.100	5.800	5.900	6.600	7.000	7.500	
				Exec: 8.750	5.750	8.450	9.250	9.300	7.850	
				ND: _____	_____	_____	-0.300	-0.300	_____	
				Final: 14.850	11.550	14.350	15.550	16.000	15.350	87.650
				Place: 1	29	6	10T	1	1	2
3	72	David Sender	Illinois	Diff: 6.000	6.200	6.400	6.600	6.100	5.700	
				Exec: 7.800	7.150	8.550	9.650	8.000	8.200	
				ND: _____	_____	_____	_____	_____	_____	
				Final: 13.800	13.350	14.950	16.250	14.100	13.900	86.350
				Place: 12	12	2	1	9T	8	3
4	73	Paul Ruggeri III	Illinois	Diff: 6.700	4.800	5.300	6.900	6.400	7.500	
				Exec: 8.100	8.350	8.000	9.200	7.250	7.800	
				ND: -0.100	_____	_____	_____	_____	_____	
				Final: 14.700	13.150	13.300	16.100	13.650	15.300	86.200
				Place: 2	15	20	2T	19	2	4
5	57	Sho Nakamori	Champions Academy	Diff: 6.000	5.900	6.100	5.400	6.000	5.800	
				Exec: 8.350	7.700	8.300	9.450	8.600	8.450	
				ND: _____	_____	_____	_____	_____	_____	
				Final: 14.350	13.600	14.400	14.850	14.600	14.250	86.050
				Place: 3T	7	5	17	6	5T	5
6	2	Christopher Maestas	Illinois	Diff: 6.700	5.900	7.000	6.200	5.900	5.900	
				Exec: 7.550	7.950	8.450	9.400	8.000	6.450	
				ND: _____	_____	_____	_____	_____	_____	
				Final: 14.250	13.850	15.450	15.600	13.900	12.350	85.400
				Place: 6	4T	1	6*	11	23	6
7	79	Jesse Silverstein	US Gym Dev Ctr II	Diff: 5.600	5.500	6.900	6.600	5.900	5.000	
				Exec: 8.350	8.550	7.850	9.350	7.050	8.550	
				ND: _____	_____	_____	_____	_____	_____	
				Final: 13.950	14.050	14.750	15.950	12.950	13.550	85.200
				Place: 9T	3	3	4	26	10	7
8	53	Tyler Mizoguchi	Illinois	Diff: 6.300	5.500	6.200	6.600	6.200	5.600	
				Exec: 7.400	7.900	8.100	8.750	8.450	7.600	
				ND: _____	_____	_____	_____	_____	_____	
				Final: 13.700	13.400	14.300	15.350	14.650	13.200	84.600
				Place: 13	10T	7	13	4T	17T	8
9	43	Adrian De Los Angeles	Michigan	Diff: 6.100	5.900	5.400	6.600	5.700	5.400	
				Exec: 8.300	7.650	7.500	9.500	8.550	7.950	
				ND: -0.100	_____	_____	_____	_____	_____	
				Final: 14.300	13.550	12.900	16.100	14.250	13.350	84.450
				Place: 5	8T	27	2T	8	14T	9
10	30	Jake Martin	USOTC	Diff: 6.000	5.100	5.200	6.200	5.500	5.500	
				Exec: 8.200	8.200	7.500	9.400	8.300	8.450	
				ND: -0.100	_____	_____	_____	_____	_____	
				Final: 14.100	13.300	12.700	15.600	13.800	13.950	83.450
				Place: 7	13	28T	6*	13T	7	10

2012 Winter Cup Prelims

Meet Results







Feb 2, 2012

Rank	Num	Name	Gym							AA
11	51	Edward Mesa	Universal	Diff: 5.700	5.500	5.800	6.200	6.000	6.000	
				Exec: 6.550	8.200	7.900	8.650	7.550	7.450	
				ND: .	.	.	-0.100	.	.	
				Final: 12.250	13.700	13.700	14.750	13.550	13.450	81.400
				Place: 29	6	14	18T	21	11T	11
12	49	Sean Melton	USOTC	Diff: 5.800	5.400	4.800	6.600	5.800	4.800	
				Exec: 7.850	8.000	8.400	8.150	7.900	7.600	
				ND:	
				Final: 13.650	13.400	13.200	14.750	13.700	12.400	81.100
				Place: 14	10T	21	18T	17T	21T	12
13	61	M. Parker Raque	Penn State	Diff: 6.100	5.300	5.700	6.600	5.200	5.900	
				Exec: 6.750	6.350	8.450	8.950	7.350	7.350	
				ND:	
				Final: 12.850	11.650	14.150	15.550	12.550	13.250	80.000
				Place: 24	27	9T	10T	29	16	13
14	55	DJ Repp	Minnesota	Diff: 5.700	5.000	5.300	6.600	5.500	4.800	
				Exec: 6.750	7.150	7.650	8.650	8.100	8.400	
				ND: .	.	.	-0.100	.	.	
				Final: 12.450	12.150	12.950	15.150	13.600	13.200	79.500
				Place: 27	20T	26	15	20	17T	14
15	4	Yul Moldauer	5280 Gym	Diff: 5.200	5.000	4.900	6.200	5.400	5.100	
				Exec: 7.300	8.850	6.700	7.950	8.900	7.500	
				ND:	
				Final: 12.500	13.850	11.600	14.150	14.300	12.600	79.000
				Place: 26	4T	34	25T	7	19	15
16	29	Donnell Whittenburg	Ultimate	Diff: 5.800	4.500	6.200	6.600	5.900	5.500	
				Exec: 8.200	6.800	7.800	8.600	7.100	5.900	
				ND:	
				Final: 14.000	11.300	14.000	15.200	13.000	11.400	78.900
				Place: 8	30	12	14	25	30	16
17	48	Maximilian Mayr	Universal	Diff: 5.100	5.300	5.900	5.800	5.800	5.300	
				Exec: 8.050	4.600	7.600	8.100	8.850	8.450	
				ND: .	.	.	-0.300	.	.	
				Final: 13.150	9.900	13.500	13.600	14.650	13.750	78.550
				Place: 17	32	17	27	4T	9	17
18	77	Jacob Dastrup	USOTC	Diff: 5.900	5.400	4.600	5.400	5.000	5.000	
				Exec: 7.850	8.150	5.950	8.900	8.150	8.450	
				ND: -0.400	
				Final: 13.350	13.550	10.550	14.300	13.150	13.450	78.350
				Place: 16	8T	36	22	23	11T	18
19T	47	Ellis Mannon	Minnesota	Diff: 4.900	6.400	4.900	5.400	4.700	4.900	
				Exec: 7.050	8.500	8.150	9.000	5.500	8.450	
				ND:	
				Final: 11.950	14.900	13.050	14.400	10.200	13.350	77.850
				Place: 31	2	23T	21	34	14T	19T
19T	20	Adam Al-Rokh	Temple	Diff: 5.100	4.900	6.200	5.400	4.900	5.100	
				Exec: 6.750	6.900	7.600	9.400	8.400	7.300	
				ND: .	.	.	-0.100	.	.	
				Final: 11.850	11.800	13.800	14.700	13.300	12.400	77.850
				Place: 32	26	13	20	22	21T	19T

2012 Winter Cup Prelims

Meet Results







Feb 2, 2012

Rank	Num	Name	Gym							AA
21	58	Tyler Evans	Springfield	Diff: 5.700	5.200	4.500	6.200	5.400	5.300	
				Exec: 7.850	6.750	7.550	9.400	7.400	5.800	
				ND:						
				Final: 13.550	11.950	12.050	15.600	12.800	11.100	77.050
				Place: 15	24*	33	6*	28	31	21
22	37	Joseph Peters	Parkettes	Diff: 5.400	5.600	5.000	6.200	5.800	5.400	
				Exec: 7.350	7.600	7.700	7.650	7.100	6.300	
				ND:			-0.300			
				Final: 12.750	13.200	12.700	13.550	12.900	11.700	76.800
				Place: 25	14	28T	28T	27	29	22
23	64	Miguel Pineda	Penn State	Diff: 5.500	5.800	6.300	5.800	5.700	3.400	
				Exec: 7.600	6.350	7.950	7.850	8.050	6.500	
				ND:			-0.100			
				Final: 13.100	12.150	14.250	13.550	13.750	9.900	76.700
				Place: 18T	20T	8	28T	16	32	23
24	33	David Frankl	US Gym Dev Ctr II	Diff: 4.800	5.700	5.300	4.600	4.800	4.200	
				Exec: 6.250	7.150	7.850	8.950	8.300	8.100	
				ND:						
				Final: 11.050	12.850	13.150	13.550	13.100	12.300	76.000
				Place: 34	18	22	28T	24	24	24
25	21	Andrew Rickly	Hocking Valley	Diff: 5.300	3.300	5.100	5.400	5.400	4.900	
				Exec: 7.800	4.000	8.500	8.800	8.400	7.200	
				ND:						
				Final: 13.100	7.300	13.600	14.200	13.800	12.100	74.100
				Place: 18T	34	15	24	13*	25	25
26	12	Joshua Yee	Hawaiian Island Twis	Diff: 4.800	3.000	4.700	6.200	4.900	4.000	
				Exec: 7.400	5.100	8.300	8.800	8.950	5.400	
				ND:						
				Final: 12.200	8.100	13.000	15.000	13.850	9.400	71.550
				Place: 30	33	25	16	12	33	26
27	14	Trevor Howard	Hocking Valley	Diff: 6.000	4.300	5.700	6.600	5.000	4.800	
				Exec: 7.250	2.400	6.950	8.800	5.400	7.250	
				ND:	-0.300					
				Final: 12.950	6.700	12.650	15.400	10.400	12.050	70.150
				Place: 22T	35	30	12	33	26	27
28	6	Stacey Ervin	Michigan	Diff: 6.000	5.200	0.000	6.600	5.400	4.600	
				Exec: 7.950	6.750	0.000	9.100	8.400	7.350	
				ND:						
				Final: 13.950	11.950	0.000	15.700	13.800	11.950	67.350
				Place: 9T	24*	37*	5	13*	27	28
29	15	Andrew Elkind	USOTC	Diff: 5.800	5.600	5.400	0.000	6.200	5.400	
				Exec: 8.100	7.500	8.000	0.000	7.900	6.400	
				ND:						
				Final: 13.900	13.100	13.400	0.000	14.100	11.800	66.300
				Place: 11	16	18T	31*	9T	28	29
30	66	Austin Phillips	Illinois	Diff: 5.700	5.000	5.600	0.000	6.100	5.200	
				Exec: 6.600	7.900	6.950	0.000	7.600	8.200	
				ND:						
				Final: 12.300	12.900	12.550	0.000	13.700	13.400	64.850
				Place: 28	17	31	31*	17T	13	30

2012 Winter Cup Prelims

Meet Results

Feb 2, 2012

Rank	Num	Name	Gym							AA
31	87	Wasef Burbar	Penn State	Diff: 5.500	5.300	0.000	5.400	5.200	5.800	
				Exec: 5.800	6.850	0.000	8.950	7.200	6.750	
				ND: .	.	.	-0.100	.	.	
				Final: 11.300	12.150	0.000	14.250	12.400	12.550	62.650
				Place: 33	20T	37*	23	30	20	31
32	59	Samuel Mikulak	Michigan	Diff: 0.000	6.100	5.600	0.000	6.000	6.200	
				Exec: 0.000	6.600	8.900	0.000	9.250	8.600	
				ND:	
				Final: 0.000	12.700	14.500	0.000	15.250	14.800	57.250
				Place: 35*	19	4	31*	3	3	32
33	44	Charles Tamayo	Universal	Diff: 5.600	3.900	6.000	6.600	0.000	0.000	
				Exec: 7.500	6.700	6.350	7.850	0.000	0.000	
				ND: .	.	.	-0.300	.	.	
				Final: 13.100	10.600	12.350	14.150	0.000	0.000	50.200
				Place: 18T	31	32	25T	35*	34*	33
34	7	Logan Melander	Black Hills	Diff: 0.000	3.900	4.800	0.000	4.200	0.000	
				Exec: 0.000	8.100	8.250	0.000	7.800	0.000	
				ND:	
				Final: 0.000	12.000	13.050	0.000	12.000	0.000	37.050
				Place: 35*	23	23T	31*	31	34*	34
35	89	Konner Ackerman	Metropolitan	Diff: 5.200	4.700	4.200	0.000	0.000	0.000	
				Exec: 8.150	6.900	6.900	0.000	0.000	0.000	
				ND: -0.300	
				Final: 13.050	11.600	11.100	0.000	0.000	0.000	35.750
				Place: 21	28	35	31*	35*	34*	35
36	26	Ian Makowske	Team Mikey's Way	Diff: 5.600	0.000	0.000	0.000	0.000	6.200	
				Exec: 7.350	0.000	0.000	0.000	0.000	8.050	
				ND:	
				Final: 12.950	0.000	0.000	0.000	0.000	14.250	27.200
				Place: 22T	36*	37*	31*	35*	5T	36
37	67	Landon Funicello	William and Mary	Diff: 0.000	0.000	6.400	0.000	5.000	0.000	
				Exec: 0.000	0.000	7.650	0.000	6.250	0.000	
				ND:	
				Final: 0.000	0.000	14.050	0.000	11.250	0.000	25.300
				Place: 35*	36*	11	31*	32	34*	37
38	9	Michael Wilner	Illinois	Diff: 0.000	0.000	5.700	0.000	0.000	0.000	
				Exec: 0.000	0.000	7.850	0.000	0.000	0.000	
				ND:	
				Final: 0.000	0.000	13.550	0.000	0.000	0.000	13.550
				Place: 35*	36*	16	31*	35*	34*	38
39	28	Anthony Sacramento	Illinois	Diff: 0.000	0.000	6.400	0.000	0.000	0.000	
				Exec: 0.000	0.000	7.000	0.000	0.000	0.000	
				ND:	
				Final: 0.000	0.000	13.400	0.000	0.000	0.000	13.400
				Place: 35*	36*	18T	31*	35*	34*	39
40	31	Daniel Button	Apollo	Diff: 0.000	0.000	0.000	0.000	0.000	0.000	
				Exec: 0.000	0.000	0.000	0.000	0.000	0.000	
				ND:	
				Final: 0.000	0.000	0.000	0.000	0.000	0.000	0.000
				Place: 35*	36*	37*	31*	35*	34*	40