

# 2012 Winter Cup Prelims







## Meet Results

Feb 2, 2012

Men / SR

Session: 1







Judge's Signatures

Rank	Num	Name	Gym							AA
1	16	Christopher Brooks	Cypress Academy	Diff: 5.900	5.800	6.200	6.600	6.900	6.900	
				Exec: 8.550	7.000	8.500	9.250	9.100	8.500	
				ND:						
				Final: 14.450	12.800	14.700	15.850	16.000	15.400	89.200
				Place: 3T	16	2	4	1	1	1
2	86	Brandon Wynn	Ohio State	Diff: 6.300	5.000	7.200	6.600	6.900	5.700	
				Exec: 7.750	8.150	8.150	9.000	8.050	8.700	
				ND: -0.500						
				Final: 13.550	13.150	15.350	15.600	14.950	14.400	87.000
				Place: 13	11	1	6T	3	3	2
3	50	Steven Legendre	Oklahoma	Diff: 7.000	5.200	5.700	7.200	5.700	6.000	
				Exec: 8.900	7.850	7.550	8.700	8.400	8.300	
				ND:						
				Final: 15.900	13.050	13.250	15.900	14.100	14.300	86.500
				Place: 1	12T	17T	3	10T	4	3
4	42	Ryan Lieberman	Stanford	Diff: 5.700	5.900	6.100	6.200	6.900	5.900	
				Exec: 8.750	7.500	8.100	8.750	8.700	7.000	
				ND:						
				Final: 14.450	13.400	14.200	14.950	15.600	12.900	85.500
				Place: 3T	7	5T	21	2	16	4
5	13	Bryan Del Castillo	Cal Berkeley	Diff: 5.800	5.700	5.700	6.200	5.800	6.000	
				Exec: 8.550	6.300	8.400	9.400	7.000	8.550	
				ND:						
				Final: 14.350	12.000	14.100	15.600	12.800	14.550	83.400
				Place: 6	26T	7T	6*	24T	2	5
6	3	Donothan Bailey	Cal Berkeley	Diff: 5.600	6.100	5.300	6.200	5.800	5.100	
				Exec: 6.650	8.250	8.350	9.400	8.850	7.750	
				ND:						
				Final: 12.250	14.350	13.650	15.600	14.650	12.850	83.350
				Place: 26T	4	10	6*	6	17	6
7	75	Akash Modi	Monmouth	Diff: 5.900	5.100	5.000	6.200	5.100	4.800	
				Exec: 8.000	8.100	8.400	8.900	9.350	8.150	
				ND:						
				Final: 13.900	13.200	13.400	15.100	14.450	12.950	83.000
				Place: 9T	9T	14T	18T	7	15	7
8	18	Kyle Bunthuwong	Cal Berkeley	Diff: 5.700	5.900	5.400	6.200	6.200	5.900	
				Exec: 7.550	7.300	7.250	9.350	8.100	8.050	
				ND:						
				Final: 13.250	13.200	12.650	15.550	14.300	13.950	82.900
				Place: 16T	9T	23	9*	9	6T	8
9	19	Alexander Buscaglia	Stanford	Diff: 6.500	4.500	5.900	6.900	6.000	6.500	
				Exec: 8.300	5.600	8.300	9.450	6.650	7.700	
				ND:			-0.300			
				Final: 14.800	10.100	14.200	16.050	12.650	14.200	82.000
				Place: 2	34	5T	2	26	5	9
10	40	Seung Tai Lee	Ohio State	Diff: 5.900	5.000	6.600	6.200	5.200	6.300	
				Exec: 7.650	7.500	6.850	9.000	7.950	7.650	
				ND: -0.300						
				Final: 13.250	12.500	13.450	15.200	13.150	13.950	81.500
				Place: 16T	20	13	15	20	6T	10

# 2012 Winter Cup Prelims

## Meet Results







Feb 2, 2012

Rank	Num	Name	Gym							AA
11	17	Timothy Wang	South Coast	Diff: 5.500	5.500	4.900	6.200	5.300	5.100	
				Exec: 7.550	8.300	7.800	8.950	7.900	8.050	
				ND:						
				Final: 13.050	13.800	12.700	15.150	13.200	13.150	81.050
				Place: 20	5	22	16*	19	13	11
12	8	Dylan Akers	Oklahoma	Diff: 5.900	4.700	4.600	6.200	5.300	5.200	
				Exec: 7.350	7.600	8.650	8.900	8.150	8.300	
				ND:						
				Final: 13.250	12.300	13.250	15.100	13.450	13.500	80.850
				Place: 16T	22	17T	18T	16	8	12
13	81	Hunter Justus	Cypress Academy	Diff: 5.600	5.200	4.400	6.200	5.100	4.200	
				Exec: 8.100	7.150	8.100	9.500	9.000	8.250	
				ND:						
				Final: 13.700	12.350	12.500	15.700	14.100	12.450	80.800
				Place: 11	21	25	5	10T	20T	13
14	84	Marvin Kimble	Swiss Turners	Diff: 5.300	6.100	5.100	6.600	5.400	4.400	
				Exec: 7.100	7.600	8.250	8.200	8.950	7.550	
				ND:						
				Final: 12.400	13.700	13.350	14.800	14.350	11.950	80.550
				Place: 24T	6	16	22	8	26	14
15	54	Bobby Baker	Aerial	Diff: 5.500	4.400	5.500	6.200	5.000	5.100	
				Exec: 7.150	8.250	7.100	8.000	8.850	7.350	
				ND:						
				Final: 12.650	12.650	12.600	14.200	13.850	12.450	78.400
				Place: 23	17T	24	26T	13T	20T	15
16	38	Chandler Eggleston	High Point	Diff: 5.600	4.000	3.600	6.600	4.800	4.200	
				Exec: 8.450	8.000	7.700	9.550	7.000	7.500	
				ND:						
				Final: 14.050	12.000	11.300	16.150	11.800	11.700	77.000
				Place: 8	26T	30	1	30	28	16
17	70	Lee Grogan	Champions Gym	Diff: 5.300	4.300	4.400	6.200	4.700	4.700	
				Exec: 8.000	7.700	7.500	8.950	7.250	7.950	
				ND:						
				Final: 13.300	12.000	11.900	15.150	11.950	12.650	76.950
				Place: 15	26T	27	16*	29	18	17
18	39	Kiwan Watts	River City	Diff: 5.000	4.700	5.100	6.200	5.000	4.100	
				Exec: 8.400	7.950	7.700	8.550	8.000	6.050	
				ND:						
				Final: 13.400	12.650	12.800	14.750	13.000	10.150	76.750
				Place: 14	17T	21	23	21T	31	18
19	85	Andrew Botto	Stanford	Diff: 4.700	4.900	5.500	6.200	4.500	4.600	
				Exec: 7.550	7.150	7.450	9.150	7.550	7.500	
				ND:			-0.100			
				Final: 12.250	12.050	12.950	15.250	12.050	12.100	76.650
				Place: 26T	25	20	13T	28	24	19
20	52	Alex Powarzynski	SCATS	Diff: 4.400	4.300	4.500	6.200	5.300	4.700	
				Exec: 7.900	7.700	7.200	8.600	7.600	7.850	
				ND:	-0.300		-0.300			
				Final: 12.000	12.000	11.700	14.500	12.900	12.550	75.650
				Place: 30	26T	28	25	23	19	20

# 2012 Winter Cup Prelims

## Meet Results







Feb 2, 2012

Rank	Num	Name	Gym							AA
21	83	Kevin Ko	Golden Bear	Diff: 5.400	4.000	4.500	6.200	4.800	4.700	
				Exec: 6.750	6.150	6.850	7.650	9.000	8.700	
				ND: -0.100			-0.300			
				Final: 12.050	10.150	11.350	13.550	13.800	13.400	74.300
				Place: 29	33	29	29	15	10	21
22	91	Allan Bower	Xtreme	Diff: 5.000	4.700	0.000	5.800	5.000	4.600	
				Exec: 7.400	7.500	0.000	8.400	8.000	7.450	
				ND:						
				Final: 12.400	12.200	0.000	14.200	13.000	12.050	63.850
				Place: 24T	24	31*	26T	21T	25	22
23	90	Kevin Baker	Queen City	Diff: 2.100	3.900	5.700	6.600	4.900	4.600	
				Exec: 8.100	6.100	7.500	7.300	6.400	8.750	
				ND: -8.000			-0.300			
				Final: 2.200	10.000	13.200	13.600	11.300	13.350	63.650
				Place: 31	35	19	28	31	11T	23
24	36	Paul Hamm	Swiss Turners	Diff: 6.200	5.900	0.000	6.000	6.000	0.000	
				Exec: 7.700	7.150	0.000	9.500	7.400	0.000	
				ND:			-0.100			
				Final: 13.900	13.050	0.000	15.400	13.400	0.000	55.750
				Place: 9T	12T	31*	11	17	32*	24
25	45	Jesse Glenn	SCATS	Diff: 0.000	4.900	5.300	0.000	5.300	5.800	
				Exec: 0.000	7.650	8.300	0.000	8.550	7.650	
				ND:						
				Final: 0.000	12.550	13.600	0.000	13.850	13.450	53.450
				Place: 32*	19	11T	30*	13T	9	25
26	35	Spencer Johnson	Cypress Academy	Diff: 5.600	4.100	4.400	6.200	0.000	0.000	
				Exec: 7.200	7.450	9.000	9.050	0.000	0.000	
				ND:				0.000		
				Final: 12.800	11.550	13.400	15.250	0.000	0.000	53.000
				Place: 22	32	14T	13T	34*	32*	26
27	78	Christopher Stehl	Oklahoma	Diff: 5.200	0.000	5.900	0.000	5.600	4.500	
				Exec: 8.450	0.000	7.950	0.000	7.200	6.900	
				ND:						
				Final: 13.650	0.000	13.850	0.000	12.800	11.400	51.700
				Place: 12	37*	9	30*	24T	29	27
28	68	Kanji Oyama	SCATS	Diff: 5.700	4.900	0.000	6.200	0.000	4.800	
				Exec: 6.550	6.700	0.000	9.350	0.000	7.000	
				ND:						
				Final: 12.250	11.600	0.000	15.550	0.000	11.800	51.200
				Place: 26T	31	31*	9*	34*	27	28
29	63	Sean Regan	Ohio State	Diff: 5.900	5.100	0.000	0.000	5.600	5.200	
				Exec: 7.050	6.550	0.000	0.000	8.350	5.350	
				ND: -0.100						
				Final: 12.850	11.650	0.000	0.000	13.950	10.550	49.000
				Place: 21	30	31*	30*	12	30	29
30	32	Randall Heflin	Cypress Academy	Diff: 0.000	6.200	0.000	6.600	6.100	0.000	
				Exec: 0.000	8.450	0.000	8.700	8.750	0.000	
				ND:			-0.300			
				Final: 0.000	14.650	0.000	15.000	14.850	0.000	44.500
				Place: 32*	3	31*	20	5	32*	30

# 2012 Winter Cup Prelims

## Meet Results

Feb 2, 2012

Rank	Num	Name	Gym							AA
31	34	Glen Ishino	Cal Berkeley	Diff: 5.800	6.700	0.000	0.000	5.600	0.000	
				Exec: 8.600	8.950	0.000	0.000	7.750	0.000	
				ND:						
				Final: 14.400	15.650	0.000	0.000	13.350	0.000	43.400
				Place: 5	1	31*	30*	18	32*	31
32	24	Jacob Dalton	Oklahoma	Diff: 0.000	0.000	6.100	0.000	6.300	6.400	
				Exec: 0.000	0.000	8.400	0.000	8.600	6.950	
				ND:						
				Final: 0.000	0.000	14.500	0.000	14.900	13.350	42.750
				Place: 32*	37*	3	30*	4	11T	32
33	46	Presten Ellsworth	Oklahoma	Diff: 5.600	0.000	5.100	6.200	0.000	0.000	
				Exec: 7.700	0.000	9.000	9.100	0.000	0.000	
				ND: -0.100						
				Final: 13.200	0.000	14.100	15.300	0.000	0.000	42.600
				Place: 19	37*	7T	12	34*	32*	33
34	56	Alexander Naddour	USA Youth	Diff: 6.100	6.300	0.000	0.000	0.000	5.100	
				Exec: 8.200	6.650	0.000	0.000	0.000	7.900	
				ND:						
				Final: 14.300	12.950	0.000	0.000	0.000	13.000	40.250
				Place: 7	14	31*	30*	34*	14	34
35T	80	Ty Echard	Ohio State	Diff: 0.000	6.600	0.000	0.000	4.000	5.000	
				Exec: 0.000	8.150	0.000	0.000	6.400	7.300	
				ND:						
				Final: 0.000	14.750	0.000	0.000	10.400	12.300	37.450
				Place: 32*	2	31*	30*	33	22T	35T
35T	25	Cameron Deer	Cypress Academy	Diff: 0.000	5.900	4.900	0.000	6.000	0.000	
				Exec: 0.000	7.000	7.100	0.000	6.550	0.000	
				ND:						
				Final: 0.000	12.900	12.000	0.000	12.550	0.000	37.450
				Place: 32*	15	26	30*	27	32*	35T
37	62	Jesse Himmelsbach	Queen City	Diff: 0.000	4.200	0.000	0.000	3.700	4.900	
				Exec: 0.000	5.500	0.000	0.000	6.950	7.400	
				ND:						
				Final: 0.000	9.700	0.000	0.000	10.650	12.300	32.650
				Place: 32*	36	31*	30*	32	22T	37
38	82	Steven Lacombe	Cal Berkeley	Diff: 0.000	0.000	6.100	6.600	0.000	0.000	
				Exec: 0.000	0.000	7.500	8.100	0.000	0.000	
				ND:						
				Final: 0.000	0.000	13.600	14.700	0.000	0.000	28.300
				Place: 32*	37*	11T	24	34*	32*	38
39	71	Troy Nitzky	Oklahoma	Diff: 0.000	5.600	6.100	0.000	0.000	0.000	
				Exec: 0.000	7.650	8.350	0.000	0.000	0.000	
				ND:						
				Final: 0.000	13.250	14.450	0.000	0.000	0.000	27.700
				Place: 32*	8	4	30*	34*	32*	39
40	11	Jonathan Horton	Cypress Academy	Diff: 0.000	5.500	0.000	0.000	0.000	0.000	
				Exec: 0.000	6.750	0.000	0.000	0.000	0.000	
				ND:						
				Final: 0.000	12.250	0.000	0.000	0.000	0.000	12.250
				Place: 32*	23	31*	30*	34*	32*	40