







2012 Men's JO National Championships

Team Results - Club Men

Page: 1
Printed on: 5/10/2012
at: 9:57 PM

Thursday, May 10, 8:30am







Rank	Gym	Team	Score						
1	Swiss Turners	*	265.350	44.150 4	42.450 1	46.200 1	46.550 7	43.050 1	42.950 2
2	Cypress Academy	*	258.200	44.250 2	41.450 3	41.950 9	46.950 5	41.900 4T	41.700 5T
3	SCATS	*	256.550	42.700 10	41.100 4	43.150 2	47.550 2	40.200 20	41.850 3T
4	Hocking Valley	*	255.900	42.950 7T	40.300 11	42.250 5	46.450 8	40.300 17T	43.650 1
5	Daggett's	*	255.600	42.900 9	39.550 15	42.150 7T	47.400 3	42.150 3	41.450 7T
6	Buffalo Grove	*	255.150	43.550 5	41.000 5	42.150 7T	46.300 9	40.700 11	41.450 7T
7	Azarian	*	255.050	44.200 3	40.150 13	42.350 4	46.700 6	40.550 12	41.100 10
8	U.S. Gymnastics	*	252.550	41.700 20T	40.850 7T	42.400 3	44.350 20T	41.550 7	41.700 5T
9	St. Charles	*	252.400	43.050 6	40.850 7T	41.500 11	44.950 15T	42.250 2	39.800 17
10	WOGA Plano	*	252.000	41.700 20T	40.750 9	42.200 6	47.600 1	39.300 27T	40.450 14
11	Stanford	*	250.050	42.100 16	36.850 33	41.300 15	47.300 4	41.750 6	40.750 12
12	Black Hills	*	249.500	41.500 24	40.350 10	41.600 10	43.950 23	41.900 4T	40.200 15T
13	Aerial	*	248.650	41.350 27	40.200 12	41.400 13T	44.700 17	40.300 17T	40.700 13
14	5280 Gymnastics	*	248.500	42.550 12	40.050 14	39.950 19	45.500 11	40.750 10	39.700 18

2012 Men's JO National Championships

Team Results - Club Men

Page: 2
Printed on: 5/10/2012
at: 9:57 PM

Thursday, May 10, 8:30am







Rank	Gym	Team	Score						
15	High Point	*	248.100	44.350 1	36.950 30	38.400 33	45.550 10	41.000 9	41.850 3T
16	Surgent's	*	247.150	41.050 32T	40.950 6	39.800 20	43.050 29T	41.150 8	41.150 9
17	South Coast	*	245.100	41.750 19	41.600 2	38.250 35	44.050 22	40.350 16	39.100 21T
18	WOGA Frisco	*	244.500	42.250 15	37.900 23	41.450 12	44.350 20T	39.150 29	39.400 20
19	Roswell Gymnastics	*	244.050	41.250 29	38.400 20	41.400 13T	44.600 18	40.300 17T	38.100 35
20	Premier Gymnastics	*	243.800	42.650 11	37.950 22	41.250 16	43.100 28	39.750 24	39.100 21T
21	Metropolitan	*	243.350	42.350 14	38.900 17	40.100 17T	44.550 19	38.850 34T	38.600 29
22	CTC Gymnastics	*	242.350	41.400 26	38.750 18	36.200 45	45.350 14	40.450 13	40.200 15T
23	USA Gymnastics World	*	241.900	42.450 13	37.400 28	39.250 25	45.450 12	38.250 39T	39.100 21T
24	DeVeau's	*	241.700	41.950 17T	39.100 16	39.200 26	43.350 26	39.900 22	38.200 33T
25	MAC Gymnastics	*	239.450	41.950 17T	38.600 19	39.100 27	41.400 42	40.400 14T	38.000 36
26	Premier West	*	239.250	41.450 25	38.200 21	37.900 41	42.000 38T	40.100 21	39.600 19
27	Champions - TX	*	238.950	41.050 32T	37.450 27	39.000 28	43.900 24	40.400 14T	37.150 40
28	Gym World Central	*	238.300	42.950 7T	35.850 40	38.900 30	42.000 38T	39.600 25	39.000 25T

2012 Men's JO National Championships

Team Results - Club Men

Page: 3
Printed on: 5/10/2012
at: 9:57 PM

Thursday, May 10, 8:30am







Rank	Gym	Team	Score						
29	Cal Sports	*	238.200	41.200 30T	37.800 24	38.300 34	42.950 31	38.900 33	39.050 24
30	Emerald City	*	237.450	39.950 39	36.350 37	38.150 37T	43.050 29T	39.050 30	40.900 11
31	Parkettes	*	237.050	41.650 22	37.250 29	39.500 22	43.150 27	39.800 23	35.700 45
32T	All American - NJ	*	236.150	41.550 23	34.350 48	38.950 29	44.950 15T	37.400 45	38.950 27
32T	Xtreme Altitude	*	236.150	40.600 36	37.700 25	38.150 37T	42.650 33T	38.600 36	38.450 30
34	New Hope	*	235.550	41.300 28	35.350 43	39.750 21	41.850 40T	38.950 31T	38.350 31
35	Salto Gymnastics	*	235.200	37.700 47	37.500 26	40.100 17T	42.450 35	38.450 38	39.000 25T
36	OSU Boys	*	234.850	40.900 34	35.150 44	37.950 39T	42.900 32	39.300 27T	38.650 28
37	Gymnastics Olympica	*	232.500	38.350 43	36.100 39	39.400 23T	42.650 33T	38.550 37	37.450 38
38	Platinum Gymnastics	*	231.800	40.850 35	32.400 50	38.450 32	42.300 37	39.500 26	38.300 32
39	Minnesota Valley	*	231.050	38.850 41	36.650 35T	36.650 44	41.850 40T	38.850 34T	38.200 33T
40	Flip Force	*	230.250	40.300 37	36.900 31T	35.950 46	42.350 36	37.150 47	37.600 37
41	QCG	*	229.750	38.650 42	36.650 35T	38.650 31	41.100 44	37.350 46	37.350 39
42	San Mateo	*	228.550	38.150 44	36.800 34	37.950 39T	41.200 43	38.150 42	36.300 41

2012 Men's JO National Championships

Team Results - Club Men

Page: 4
Printed on: 5/10/2012
at: 9:57 PM

Thursday, May 10, 8:30am







Rank	Gym	Team	Score						
43	CG's	*	227.750	41.200 30T	33.250 49	37.600 42T	43.800 25	38.250 39T	33.650 48
44	Ridgewood Gymnastics	*	225.650	40.000 38	35.050 45	35.800 47	41.000 45	37.950 43	35.850 44
45	Gymnastics & More	*	218.550	38.100 45	35.000 46	33.800 49	39.550 46	36.100 49	36.000 42
46	National Academy	*	217.400	37.800 46	34.400 47	34.800 48	39.000 47	37.450 44	33.950 47
47	Eagle Ridge	*	214.750	39.250 40	35.400 42	37.600 42T	29.700 57T	36.900 48	35.900 43
48	Premier Athletics	*	212.650	27.200 67T	36.300 38	39.400 23T	45.400 13	38.250 39T	26.100 54T
49	Broadway Gymnastics	*	203.750	27.800 55	35.650 41	38.200 36	28.300 72T	38.950 31T	34.850 46
50	Tri-Town Gymnastics	*	163.700	26.500 81T	36.900 31T	24.450 84	26.150 94	26.250 68	23.450 86

2012 Men's JO National Championships

Page: 1
Printed on: 5/11/2012
at: 9:40 PM

Club Team Men - 12-13

Friday, May 11, 8:20am







Rank	Gym	Team	Score						
1	Cypress Academy	*	241.900	41.800 1	36.800 17	39.200 3	45.400 1	41.100 1	37.600 3
2T	U.S. Gymnastics	*	238.600	40.750 5T	40.700 1	39.650 2	42.150 2	38.850 15	36.500 6T
2T	Champions - TX	*	238.600	41.050 3	37.600 10	40.700 1	41.500 7	40.250 4	37.500 4
4	WCOGA	*	238.100	41.000 4	38.900 2	37.550 11	41.900 5	40.650 2	38.100 1
5	5280 Gymnastics	*	236.100	41.150 2	38.650 3	38.450 5	40.900 8	40.300 3	36.650 5
6	Lakeshore Academy	*	233.550	40.150 12	37.800 8	38.900 4	42.100 3T	38.900 14	35.700 13
7	DeVeau's	*	232.650	40.450 10	38.250 5	38.250 7	40.600 9	39.050 10	36.050 11
8	Buffalo Grove	*	232.400	40.250 11	38.100 6	37.600 10	41.800 6	38.300 21T	36.350 8T
9	WOGA Frisco	*	231.800	40.650 7	37.900 7	37.950 8	40.400 10	39.300 7T	35.600 14
10	Premier Gymnastics	*	231.050	40.550 9	37.250 12	36.800 15	39.700 13	38.950 13	37.800 2
11	Swiss Turners	*	230.200	40.600 8	36.500 19	38.300 6	39.900 12	38.400 19T	36.500 6T
12	Azarian	*	227.800	40.750 5T	37.300 11	37.250 12	38.050 28	39.300 7T	35.150 18
13	Surgent's	*	226.800	39.650 19	36.550 18	36.550 17T	39.550 14T	39.100 9	35.400 15T
14	Bart Conner	*	226.750	39.600 20T	37.050 13T	36.000 23	39.100 18T	38.650 16	36.350 8T

2012 Men's JO National Championships

Page: 2
Printed on: 5/11/2012
at: 9:40 PM

Club Team Men - 12-13

Friday, May 11, 8:20am







Rank	Gym	Team	Score						
15	OSU Boys	*	226.600	39.550 22	34.400 27	36.850 14	42.100 3T	39.000 11T	34.700 19
16	NESA	*	226.550	39.600 20T	37.750 9	37.100 13	38.700 24	38.000 24	35.400 15T
17	St. Charles	*	226.500	39.450 24	38.300 4	35.550 26T	39.500 16	38.300 21T	35.400 15T
18	Gymnastics Village	*	225.550	39.800 16T	36.950 16	37.750 9	38.900 22T	38.400 19T	33.750 25
19	Alamo	*	225.300	38.250 32T	37.050 13T	36.100 22	37.650 34	40.000 5	36.250 10
20	NEAG	*	223.050	39.950 14	35.950 21T	36.650 16	39.100 18T	37.400 29T	34.000 24
21	Gymnastics & More	*	222.300	39.900 15	35.550 25	35.350 28	39.550 14T	39.550 6	32.400 31
22	Empire	*	221.900	39.800 16T	36.450 20	35.650 24T	38.000 29T	38.450 18	33.550 26
23	Langley Gymnastics	*	219.900	39.700 18	33.350 29	35.650 24T	38.950 21	37.850 27	34.400 21
24	Salto Gymnastics	*	219.700	38.250 32T	35.700 24	36.550 17T	39.000 20	37.900 26	32.300 33
25	Roswell Gymnastics	*	219.600	38.850 29	33.750 28	36.450 20T	37.400 35	39.000 11T	34.150 23
26	Gymstrada	*	218.400	39.400 25T	31.800 33	35.550 26T	39.150 17	37.950 25	34.550 20
27	Arete Gymnastics	*	218.000	37.950 34	37.050 13T	34.800 33	38.900 22T	38.550 17	30.750 36
28	Houston Gym Academy	*	217.950	39.400 25T	33.300 30	36.450 20T	38.150 26T	37.400 29T	33.250 28

2012 Men's JO National Championships

Page: 3
Printed on: 5/11/2012
at: 9:40 PM

Club Team Men - 12-13

Friday, May 11, 8:20am

Rank	Gym	Team	Score						
29	Daggett's	*	217.200	38.550 31	33.050 31	35.050 30	37.800 32	36.800 32	35.950 12
30	Harpeth	*	216.700	39.500 23	35.850 23	34.600 34	37.700 33	36.700 33	32.350 32
31	Victory Gymnastics	*	216.450	40.100 13	34.600 26	36.500 19	37.950 31	35.750 34	31.550 34
32	Madison Gymnastics	*	215.950	39.300 27T	35.950 21T	33.850 36	38.200 25	37.500 28	31.150 35
33	Florida Gymnastics	*	214.450	37.800 35	32.500 32	34.950 31	38.150 26T	38.200 23	32.850 29
34	Chicago Park Distric	*	213.600	38.800 30	30.850 34	35.150 29	39.950 11	34.550 36	34.300 22
35	Olympia Gymnastics	*	210.100	39.300 27T	30.150 35	34.300 35	36.900 36	36.900 31	32.550 30
36	Metropolitan	*	208.400	37.450 36	29.900 36	34.850 32	38.000 29T	34.800 35	33.400 27
37	M & M Gymnastics	*	152.750	26.400 45	28.350 37	23.950 48	25.750 49T	25.950 42	22.350 56T

2012 Men's JO National Championships

Club Team

Men - 12-13

Friday, May 11, 8:20am

Rank	Gym	Team	Score						
------	-----	------	-------	---	--	---	---	---	---

2012 Men's JO National Championships

Club Team

Men - 12-13

Friday, May 11, 8:20am

Rank	Gym	Team	Score						
------	-----	------	-------	---	--	---	---	---	---
