

2010 Pacific Rim Championships







Meet Results

Men - Senior

Competition I / II

4/29/2010 - 5/2/2010

Page: 1
Printed on: 4/29/2010

Rank	Num	Name	Country							AA
1	110	Nathan Gafuik	CAN	Diff: 6.000 Exec: 7.550 ND: Final: <u>13.550</u> Place: 11T	5.500 7.450 <u>12.950</u> 8	5.300 9.200 <u>14.500</u> 5	6.600 9.650 <u>16.250</u> 5	5.800 9.000 <u>14.800</u> 3	6.500 7.700 <u>14.200</u> 3	86.250 1
2	104	Sam Offord	AUS	Diff: 4.900 Exec: 8.750 ND: -0.100 Final: <u>13.550</u> Place: 11T	4.600 8.750 <u>13.350</u> 3	6.000 9.350 15.350 1	6.200 9.050 <u>15.250</u> 10	5.600 8.750 <u>14.350</u> 6	5.100 8.900 <u>14.000</u> 4	85.850 2
3	118	Yuguo Huang	CHN	Diff: 6.300 Exec: 9.200 ND: Final: 15.500 Place: 1	6.000 6.300 <u>12.300</u> 10T	5.800 8.250 <u>14.050</u> 10	6.600 9.650 <u>16.250</u> 6	5.300 8.900 <u>14.200</u> 8T	5.300 7.950 <u>13.250</u> 12T	85.550 3
4	143	Christopher Cameron	USA	Diff: 6.000 Exec: 9.050 ND: Final: <u>15.050</u> Place: 3	6.200 7.550 <u>13.750</u> 2	6.000 8.150 <u>14.150</u> 9	6.200 8.300 <u>-0.300</u> 17	5.800 8.950 <u>14.750</u> 4	4.700 8.600 <u>13.300</u> 11	85.200 4
5	116	Leyand Zhang	CHN	Diff: 5.500 Exec: 8.600 ND: Final: <u>14.100</u> Place: 5T	5.600 7.600 <u>13.200</u> 5	5.900 7.250 <u>13.150</u> 16	6.200 9.750 15.950 1	5.800 8.150 <u>13.950</u> 10	5.000 8.900 <u>13.900</u> 5T	84.250 5
6	117	Ronbgbing Liu	CHN	Diff: 5.700 Exec: 8.200 ND: -0.100 Final: <u>13.800</u> Place: 9	5.700 7.300 <u>13.000</u> 7	5.700 7.300 <u>13.000</u> 17T	6.200 9.650 <u>15.850</u> 2	6.000 8.900 <u>14.900</u> 2	6.300 7.350 <u>13.650</u> 8	84.200 6
7	145	Danell Leyva	USA	Diff: 6.200 Exec: 4.800 ND: -0.400 Final: <u>10.600</u> Place: 20	5.700 7.600 <u>13.300</u> 4	5.900 8.750 <u>14.650</u> 3	6.200 8.900 <u>-0.100</u> 11	6.300 9.150 15.450 1	6.400 8.350 14.750 1	83.750 7
8	105	Luke Wiwatowski	AUS	Diff: 5.100 Exec: 9.000 ND: Final: <u>14.100</u> Place: 5T	5.100 6.300 <u>11.400</u> 16	5.600 8.850 <u>14.450</u> 6	6.200 8.850 <u>-0.100</u> 12	5.600 8.600 <u>14.200</u> 8T	6.000 8.450 <u>14.450</u> 2	83.550 8

2010 Pacific Rim Championships







 Page: 2
 Printed on: 4/29/2010

Meet Results

Men - Senior

Competition I / II

4/29/2010 - 5/2/2010

Rank	Num	Name	Country							AA
9	133	Alexander Demin	RUS	Diff: 5.200 Exec: 8.800 ND: Final: 14.000 Place: 7	4.900 6.600 11.500 15	5.500 8.700 14.200 8	6.200 9.350 15.550 7	5.500 8.750 14.250 7	5.400 8.500 13.900 5T	83.400 9
10	144	Steven Legendre	USA	Diff: 6.500 Exec: 8.650 ND: Final: 15.150 Place: 2	4.600 6.250 10.850 19	5.700 8.700 14.400 7	6.600 9.000 15.600 9	5.800 8.600 14.400 5	5.200 7.300 12.500 17	82.900 10
11	106	Luke Wadsworth	AUS	Diff: 5.400 Exec: 7.450 ND: -0.100 Final: 12.750 Place: 15T	4.600 7.650 12.250 12	5.000 8.950 13.950 12	6.200 9.200 15.400 8	5.300 8.450 13.750 11	4.600 8.100 12.700 15	80.800 11
12	120	Wai Hung Shek	HKG	Diff: 5.200 Exec: 8.150 ND: -0.300 Final: 13.050 Place: 13	4.600 7.600 12.200 13	3.400 8.400 11.800 20	6.600 9.600 16.200 3	5.000 8.100 13.100 17	5.400 8.400 13.800 7	80.150 12
13	129	James Hennin	NZL	Diff: 4.600 Exec: 7.650 ND: Final: 12.250 Place: 17	3.700 8.600 12.300 10T	4.300 9.150 13.450 14	5.400 9.450 14.850 13	4.300 9.300 13.600 13T	4.700 8.550 13.250 12T	79.700 13
14T	128	David Bishop	NZL	Diff: 5.500 Exec: 8.200 ND: Final: 13.700 Place: 10	3.800 7.300 11.100 17	4.100 8.900 13.000 17T	5.400 9.150 14.550 15	4.600 8.550 13.150 16	4.300 8.600 12.900 14	78.400 14T
14T	125	Wan Foong Lum	MAS	Diff: 4.500 Exec: 8.500 ND: Final: 13.000 Place: 14	4.700 7.200 11.900 14	4.900 8.300 13.200 15	5.400 9.500 14.900 16	4.800 8.800 13.600 13*	3.900 7.900 11.800 18	78.400 14T
16	130	Matthew Palmer	NZL	Diff: 4.700 Exec: 9.200 ND: Final: 13.900 Place: 8	3.800 7.200 11.000 18	5.100 9.500 14.600 4	5.400 8.150 13.450 19	4.000 8.800 12.800 19	3.800 8.750 12.550 16	78.300 16

2010 Pacific Rim Championships







Page: 3
Printed on: 4/29/2010

Meet Results

Men - Senior

Competition I / II

4/29/2010 - 5/2/2010

Rank	Num	Name	Country							AA
17	119	Kiu Chung Ng	HKG	Diff: 4.200	3.000	6.000	6.600	4.200	2.100	
				Exec: 7.650	7.550	7.600	8.200	8.850	7.700	
				ND:	
				Final: 11.850	10.550	13.600	14.800	13.050	9.800	73.650
				Place: 19	20	13	14	18	20	17
18	123	Mohd Azlanshah Ismail	MAS	Diff: 5.300	4.800	4.800	6.200	4.300	3.300	
				Exec: 6.900	7.700	7.750	7.900	7.400	7.000	
				ND: .	.	.	-0.300	.	.	
				Final: 12.200	12.500	12.550	13.800	11.700	10.300	73.050
				Place: 18	9	19	18	21	19	18
19	111	Kevin Lytwyn	CAN	Diff: 5.800	..	5.800	6.200	5.300	5.900	
				Exec: 8.850	..	9.050	9.500	8.400	7.500	
				ND:	
				Final: 14.650	..	14.850	15.700	13.700	13.400	72.300
				Place: 4	21	2	4	12	10	19
20	112	Jason Scott	CAN	Diff: ..	4.800	5.700	..	4.800	5.300	
				Exec: ..	8.250	8.300	..	8.800	8.300	
				ND:	
				Final: ..	13.050	14.000	..	13.600	13.600	54.250
				Place: 21	6	11	20*	13*	9	20
21	139	Zi Jie Gan	SIN	Diff: 4.300	4.900	3.700	..	
				Exec: 8.450	9.000	8.950	..	
				ND:	
				Final: 12.750	13.900	12.650	..	39.300
				Place: 15T	1	21	20*	20	21	21