







2016 AT&T American Cup

Meet Results - MAG

Mar 5, 2016

Page: 1
Printed: 3/5/2016 3:04 PM

Men / SR
Session: MAG
Competition II





Rank	Num	Name	Country							AA
1	7	Ryohei Kato	JPN	Diff: 6.700	6.400	6.200	5.600	6.200	6.900	
				Exec: 8.400	8.066	8.466	9.300	8.366	8.333	
				ND:						
				Final: 15.100	14.466	14.666	14.900	14.566	15.233	88.931
				Place: 2	2	2	3	5	1	1
2	3	Donnell Whittenburg	USA	Diff: 6.800	6.100	6.700	6.000	6.900	6.200	
				Exec: 8.633	7.500	8.800	9.266	8.566	7.100	
				ND:						
				Final: 15.433	13.600	15.500	15.266	15.466	13.300	88.565
				Place: 1	5	1	1	1	7	2
3	9	Wei Sun	CHN	Diff: 5.900	6.400	6.100	6.000	6.700	6.400	
				Exec: 8.500	8.633	7.600	9.200	8.066	8.566	
				ND: -0.300			-0.100			
				Final: 14.100	15.033	13.700	15.100	14.766	14.966	87.665
				Place: 4	1	8	2	4	3	3
4	4	Sam Mikulak	USA	Diff: 6.400	6.200	6.100	5.600	6.700	6.200	
				Exec: 7.766	7.566	8.400	9.166	8.700	7.166	
				ND:						
				Final: 14.166	13.766	14.500	14.766	15.400	13.366	85.964
				Place: 3	4	5	5	2	6	4
5	2	Nile Wilson	GBR	Diff: 5.500	5.600	6.400	5.600	7.000	6.200	
				Exec: 7.766	7.166	8.233	9.000	8.266	7.500	
				ND:			-0.100			
				Final: 13.266	12.766	14.633	14.500	15.266	13.700	84.131
				Place: 8	8	3	6	3	5	5
6	5	Pablo Braegger	SUI	Diff: 6.400	5.400	5.100	5.600	6.300	6.900	
				Exec: 7.266	7.500	8.566	9.266	7.100	8.266	
				ND:						
				Final: 13.666	12.900	13.666	14.866	13.400	15.166	83.664
				Place: 6T	7	9	4	8	2	6
7	8	Minsoo Park	KOR	Diff: 5.600	6.000	6.000	5.200	6.100	5.500	
				Exec: 8.166	8.433	8.566	8.700	8.000	7.200	
				ND: -0.100						
				Final: 13.666	14.433	14.566	13.900	14.100	12.700	83.365
				Place: 6T	3	4	8	6	8	7
8	1	Andreas Bretschneider	GER	Diff: 5.700	5.100	6.300	5.200	6.100	6.600	
				Exec: 8.266	8.266	7.833	9.000	7.433	7.300	
				ND:						
				Final: 13.966	13.366	14.133	14.200	13.533	13.900	83.098
				Place: 5	6	6	7	7	4	8
9	6	Lucas De Souza Bitencourt	BRA	Diff: 5.900	5.800	6.100	5.600	5.700	5.700	
				Exec: 5.633	6.700	7.966	8.000	7.266	6.933	
				ND: -0.300						
				Final: 11.233	12.500	14.066	13.600	12.966	12.633	76.998
				Place: 9	9	7	9	9	9	9

2016 AT&T American Cup

Meet Results - WAG

Women / SR
Session: WAG
Competition II

Mar 5, 2016

Rank	Num	Name						AA
		Country						
1	15	Gabrielle Douglas	Diff: 5.800	6.500	6.300	6.000		
		USA	Exec: 9.300	8.766	8.666	8.833		
			ND:		
			Final: 15.100	15.266	14.966	14.833	60.165	
			Place: 1	1	1	2	1	
2	14	Maggie Nichols	Diff: 5.800	5.800	6.300	6.300		
		USA	Exec: 9.233	8.833	8.533	8.900		
			ND:		
			Final: 15.033	14.633	14.833	15.200	59.699	
			Place: 2	2	2	1	2	
3	19	Elsabeth Black	Diff: 5.800	5.800	6.200	5.800		
		CAN	Exec: 9.000	8.066	8.200	8.366		
			ND: .	.	.	-0.100		
			Final: 14.800	13.866	14.400	14.066	57.132	
			Place: 5	4	4	4	3	
4	11	Amy Tinkler	Diff: 5.800	5.700	6.100	5.900		
		GBR	Exec: 9.033	8.133	8.100	7.166		
			ND:		
			Final: 14.833	13.833	14.200	13.066	55.932	
			Place: 4	5	5	6	4	
5	12	Carlotta Ferlito	Diff: 5.300	5.500	6.100	5.600		
		ITA	Exec: 8.800	7.166	8.466	8.666		
			ND:		
			Final: 14.100	12.666	14.566	14.266	55.598	
			Place: 8	8	3	3	5	
6	16	Mai Murakami	Diff: 5.800	5.400	5.900	5.600		
		JPN	Exec: 8.866	7.666	6.933	8.266		
			ND:		
			Final: 14.666	13.066	12.833	13.866	54.431	
			Place: 6*	6	8	5	6	
7	18	Tabea Alt	Diff: 5.800	5.900	6.100	5.400		
		GER	Exec: 8.866	8.033	7.200	7.200		
			ND: .	.	.	-0.100		
			Final: 14.666	13.933	13.300	12.500	54.399	
			Place: 6*	3	6	8	7	
8	13	Tisha Volleman	Diff: 5.000	4.900	5.200	5.600		
		NED	Exec: 9.000	8.133	7.700	7.233		
			ND: .	.	.	-0.100		
			Final: 14.000	13.033	12.900	12.733	52.666	
			Place: 9	7	7	7	8	
9	17	Lorrane Oliveira	Diff: 5.800	4.900	5.400	5.400		
		BRA	Exec: 9.066	6.966	7.000	6.166		
			ND: .	-0.300	.	-0.100		
			Final: 14.866	11.566	12.400	11.466	50.298	
			Place: 3	9	9	9	9	