





2014 AT&T American Cup

Meet Results

Mar 1, 2014

Page: 1
Printed: 3/1/2014 3:02:27 PM

Women / SR
Session: 1W
Competition II

Rank	Num	Name Country						AA
1	3	Elizabeth Price USA	Diff: 6.300 Exec: 9.400 ND: Final: 15.700 Place: 1	6.500 8.700 15.200 1	6.000 8.566 14.566 1	6.100 8.400 14.500 2	59.966 1	
2	6	Brenna Dowell USA	Diff: 6.300 Exec: 9.300 ND: Final: 15.600 Place: 2	6.300 8.433 14.733 3	5.200 8.133 13.333 7	5.900 8.266 13.866 6	57.532 2	
3	7	Giulia Steingruber SUI	Diff: 6.200 Exec: 9.200 ND: Final: 15.400 Place: 3	5.900 7.933 13.833 5	5.800 8.366 14.166 3	5.600 8.333 13.933 5	57.332 3	
4	8	Victoria Moors CAN	Diff: 5.800 Exec: 9.133 ND: Final: 14.933 Place: 4	5.700 7.766 13.466 6	6.000 8.233 14.233 2	6.100 8.266 14.266 3	56.898 4	
5	9	Vanessa Ferrari ITA	Diff: 5.300 Exec: 9.033 ND: -0.100 Final: 14.233 Place: 6	5.600 8.400 14.000 4	5.600 8.300 13.900 4	6.000 8.633 14.633 1	56.766 5	
6	2	Roxana Popa Nedelcu ESP	Diff: 5.800 Exec: 9.066 ND: Final: 14.866 Place: 5	6.100 6.133 12.233 8	5.800 7.800 13.600 6	5.800 8.366 14.166 4	54.865 6	
7	5	Sophie Scheder GER	Diff: 5.000 Exec: 7.833 ND: Final: 12.833 Place: 8	6.400 8.666 15.066 2	5.300 8.566 13.866 5	5.200 7.366 12.566 8	54.331 7	
8	4	Carlotta Ferlito ITA	Diff: 5.000 Exec: 8.833 ND: Final: 13.833 Place: 7	5.300 8.100 13.400 7	5.300 7.566 12.866 8	5.200 8.333 13.533 7	53.632 8	







2014 AT&T American Cup

Meet Results

Mar 1, 2014

Page: 1
Printed: 3/1/2014 3:02:38 PM

Men / SR
Session: 1M
Competition II

Rank	Num	Name Country							AA
1	17	Sam Mikulak USA	Diff: 6.500 Exec: 9.166 ND: _____ Final: 15.666 Place: 1	6.000 8.800 _____ 14.800 2T	6.100 8.966 _____ 15.066 2	5.600 9.366 _____ 14.966 5	6.100 8.600 _____ 14.700 4	6.400 8.500 _____ 14.900 5	90.098 1
2	18	Shogo Nonomura JPN	Diff: 6.100 Exec: 8.800 ND: _____ Final: 14.900 Place: 4	6.000 8.800 _____ 14.800 2T	6.400 8.733 _____ 15.133 1	5.600 9.433 _____ 15.033 3	6.600 8.966 _____ 15.566 1	5.700 7.833 _____ 13.533 8	88.965 2
3	19	Daniel Purvis GBR	Diff: 6.700 Exec: 8.600 ND: -0.100 Final: 15.200 Place: 2	6.000 8.200 _____ 14.200 6	6.200 8.533 _____ 14.733 5	5.600 9.233 _____ 14.833 6	6.500 8.733 _____ 15.233 2	6.200 8.500 _____ 14.700 6	88.899 3
4	15	Fabian Hambuechen GER	Diff: 6.100 Exec: 7.933 ND: _____ Final: 14.033 Place: 8	5.300 8.533 _____ 13.833 7	5.900 9.000 _____ 14.900 3	5.600 9.533 _____ 15.133 2	6.400 8.466 _____ 14.866 3	7.100 8.566 _____ 15.666 1	88.431 4
5	11	John Orozco USA	Diff: 6.000 Exec: 8.866 ND: _____ Final: 14.866 Place: 5	6.000 8.533 _____ 14.533 4	6.400 8.400 _____ 14.800 4	5.600 9.100 _____ 14.700 7	6.400 7.700 _____ 14.100 6	6.600 8.466 _____ 15.066 4	88.065 5
6	12	Andrey Likhovitskiy BLR	Diff: 5.600 Exec: 9.033 ND: _____ Final: 14.633 Place: 6	6.400 8.533 _____ 14.933 1	5.600 8.566 _____ 14.166 7	5.200 9.266 _____ 14.466 8	6.000 8.666 _____ 14.666 5	6.400 7.566 _____ 13.966 7	86.830 6
7	16	Fabian Gonzalez ESP	Diff: 6.100 Exec: 8.900 ND: _____ Final: 15.000 Place: 3	5.700 8.566 _____ 14.266 5	5.200 8.466 _____ 13.666 8	5.600 9.400 _____ 15.000 4	5.600 7.233 _____ 12.833 9	6.800 8.366 _____ 15.166 3	85.931 7
8	13	Sergio Sasaki Junior BRA	Diff: 6.400 Exec: 7.566 ND: _____ Final: 13.966 Place: 9	5.900 7.166 _____ 13.066 8	5.600 8.633 _____ 14.233 6	6.000 9.200 _____ 15.200 1	5.700 7.466 _____ 13.166 8	6.100 7.100 _____ 13.200 9	82.831 8
9	14	Sam Oldham GBR	Diff: 6.600 Exec: 8.400 ND: -0.400 Final: 14.600 Place: 7	6.000 6.433 _____ 12.433 9	5.700 7.133 _____ 12.833 9	5.600 8.300 _____ 13.900 9	6.200 7.400 _____ 13.600 7	6.700 8.600 _____ 15.300 2	82.666 9