







2011 AT&T American Cup

Meet Results

Men

Competition II

Saturday, March 5, 11:30am

Rank	Num	Name	Country								AA
1	11	Jonathan Horton	USA	Diff:	6.400	4.900	6.700	6.600	6.400	6.300	
				Exec:	8.666	8.633	8.800	9.400	8.666	8.733	
				ND:							
				Final:	<u>15.066</u>	<u>13.533</u>	15.500	<u>16.000</u>	<u>15.066</u>	15.033	90.198
				Place:	3	5	1	3	2T	1T	1
2	12	Mykola Kuksenkov	UKR	Diff:	6.000	6.000	6.200	6.200	6.100	6.600	
				Exec:	8.833	8.866	8.600	9.500	8.700	8.433	
				ND:							
				Final:	<u>14.833</u>	14.866	<u>14.800</u>	<u>15.700</u>	<u>14.800</u>	15.033	90.032
				Place:	4	1	2T	4	5	1T	2
3	13	Jake Dalton	USA	Diff:	6.600	3.800	6.100	7.000	6.100	6.000	
				Exec:	9.166	8.233	8.700	9.066	8.966	8.766	
				ND:							
				Final:	15.766	<u>12.033</u>	<u>14.800</u>	<u>16.066</u>	<u>15.066</u>	<u>14.766</u>	88.497
				Place:	1	8	2T	2	2T	4	3
4	14	Koji Uematsu	JPN	Diff:	6.000	5.600	6.100	6.200	6.500	6.500	
				Exec:	8.666	8.366	8.333	9.266	8.933	8.200	
				ND:	-0.300						
				Final:	<u>14.366</u>	<u>13.966</u>	<u>14.433</u>	<u>15.466</u>	15.433	<u>14.700</u>	88.364
				Place:	8	3	6T	5	1	5	4
5	18	Cyril Tommasone	FRA	Diff:	5.600	6.100	5.600	6.200	6.000	5.800	
				Exec:	9.033	8.566	8.900	9.200	8.700	7.933	
				ND:							
				Final:	<u>14.633</u>	<u>14.666</u>	<u>14.500</u>	<u>15.400</u>	<u>14.700</u>	<u>13.733</u>	87.632
				Place:	5T	2	5	6	6	7	5
6	17	Philipp Boy	GER	Diff:	6.200	5.200	5.900	6.600	6.400	7.200	
				Exec:	8.933	7.666	8.766	9.500	8.666	6.200	
				ND:							
				Final:	<u>15.133</u>	<u>12.866</u>	<u>14.666</u>	16.100	<u>15.066</u>	<u>13.400</u>	87.231
				Place:	2	7	4	1	2T	8	6
7	16	Samuel Hunter	GBR	Diff:	5.900	6.400	5.200	6.200	5.600	6.500	
				Exec:	8.533	7.333	8.066	8.700	8.800	8.366	
				ND:				-0.100			
				Final:	<u>14.433</u>	<u>13.733</u>	<u>13.266</u>	<u>14.800</u>	<u>14.400</u>	<u>14.866</u>	85.498
				Place:	7	4	8	7	7	3	7
8	15	Daniel Purvis	GBR	Diff:	6.500	5.400	5.800	6.600	5.200	6.100	
				Exec:	8.133	7.800	8.633	8.100	8.733	8.433	
				ND:							
				Final:	<u>14.633</u>	<u>13.200</u>	<u>14.433</u>	<u>14.700</u>	<u>13.933</u>	<u>14.533</u>	85.432
				Place:	5T	6	6T	8	8	6	8





2011 AT&T American Cup

Meet Results

Women

Competition II

Saturday, March 5, 11:30am

Rank	Num	Name	Country					AA
1	3	Jordyn Wieber	USA	Diff: 6.500 Exec: 9.333 ND: . Final: 15.833 Place: 1	6.300 7.600 . 13.900 3T	6.000 9.266 . 15.266 1	6.000 9.000 -0.100 14.900 1	59.899 1
2	5	Aliya Mustafina	RUS	Diff: 6.500 Exec: 9.066 ND: . Final: 15.566 Place: 2	6.900 8.866 . 15.766 1	6.300 8.633 -0.100 14.833 3	5.800 7.866 . 13.666 6T	59.831 2
3	7	Alexandra Raisman	USA	Diff: 5.800 Exec: 9.066 ND: . Final: 14.866 Place: 3	5.400 8.500 . 13.900 3T	6.400 8.533 . 14.933 2	6.100 8.766 . 14.866 2	58.565 3
4	2	Qiushuang Huang	CHN	Diff: 5.800 Exec: 8.933 ND: . Final: 14.733 Place: 5	6.700 8.433 . 15.133 2	6.100 6.733 . 12.833 8	5.700 8.833 . 14.533 3	57.232 4
5	6	Ariella Kaeslin	SUI	Diff: 6.300 Exec: 8.500 ND: . Final: 14.800 Place: 4	5.400 8.266 . 13.666 5	5.500 8.466 . 13.966 6	5.500 8.166 . 13.666 6T	56.098 5
6	1	Lauren Mitchell	AUS	Diff: 5.000 Exec: 8.800 ND: . Final: 13.800 Place: 6	5.500 7.366 . 12.866 6	6.500 7.833 . 14.333 5	5.800 8.233 -0.100 13.933 5	54.932 6
7	8	Jessica Lopez	VEN	Diff: 5.000 Exec: 7.566 ND: . Final: 12.566 Place: 8	5.000 7.500 . 12.500 8	5.700 9.133 -0.100 14.733 4	5.500 8.733 . 14.233 4	54.032 7
8	4	Hannah Whelan	GBR	Diff: 5.000 Exec: 8.633 ND: . Final: 13.633 Place: 7	5.800 6.866 . 12.666 7	5.700 7.533 . 13.233 7	5.800 7.300 -0.100 13.000 8	52.532 8