





2010 Tyson American Cup

Meet Results

Women

Competition II

Saturday, March 6, 11:30am

Rank	Num	Name	Country					AA
1	7	Rebecca Bross	USA	Diff: 5.800 Exec: 9.300 ND: . Final: 15.100 Place: 2T	6.200 9.100 . 15.300 1	6.200 9.100 . 15.300 1	6.000 8.950 -0.100 14.850 1	60.550 1
2	8	Alexandra Raisman	USA	Diff: 5.800 Exec: 9.350 ND: . Final: 15.150 Place: 1	5.300 8.700 . 14.000 3	5.900 9.150 . 15.050 2	5.700 9.000 . 14.700 2	58.900 2
3	6	Jessica Lopez	VEN	Diff: 5.000 Exec: 8.800 ND: . Final: 13.800 Place: 7	5.400 8.900 . 14.300 2	5.700 8.800 . 14.500 4	5.100 8.800 . 13.900 5T	56.500 3
4	5	Ariella Kaeslin	SUI	Diff: 6.300 Exec: 8.800 ND: . Final: 15.100 Place: 2T	5.400 7.450 . 12.850 6	5.900 8.300 . 14.200 6	5.500 8.400 . 13.900 5T	56.050 4
5	3	Yuko Shintake	JPN	Diff: 5.000 Exec: 8.400 ND: . Final: 13.400 Place: 8	5.800 8.100 . 13.900 4	6.000 8.900 . 14.900 3	5.000 8.800 . 13.800 7T	56.000 5
6	2	Elisabeth Seitz	GER	Diff: 5.000 Exec: 8.950 ND: . Final: 13.950 Place: 6	5.700 7.650 . 13.350 5	5.600 8.550 . 14.150 7	5.500 8.700 -0.100 14.100 4	55.550 6
7	1	Dominique Pegg	CAN	Diff: 5.300 Exec: 9.000 ND: . Final: 14.300 Place: 4	5.300 6.900 . 12.200 8	5.600 8.850 . 14.450 5	5.500 8.700 . 14.200 3	55.150 7
8	4	Elsa Garcia	MEX	Diff: 5.300 Exec: 8.800 ND: . Final: 14.100 Place: 5	5.100 7.200 . 12.300 7	5.300 8.400 . 13.700 8	5.300 8.500 . 13.800 7T	53.900 8







2010 Tyson American Cup

Meet Results

Men

Competition II

Saturday, March 6, 11:30am

Rank	Num	Name	Country							AA
1	13	Maxim Devyatovskiy	RUS	Diff: 6.000 Exec: 9.150 ND: Final: 15.150 Place: 2T	5.500 8.650	6.200 9.250	6.600 9.300	6.000 9.100	6.100 8.750	90.600 1
2	11	Jonathan Horton	USA	Diff: 6.300 Exec: 8.850 ND: Final: 15.150 Place: 2T	5.200 8.900	6.500 9.300	6.600 9.450	6.100 7.600	6.700 8.650	90.150 2
3	12	Chris Brooks	USA	Diff: 6.400 Exec: 9.150 ND: Final: 15.550 Place: 1	5.200 7.900	5.600 8.650	6.600 9.250	6.200 9.150	6.700 9.100	89.900 3
4	17	Fabian Hambuechen	GER	Diff: 6.200 Exec: 8.750 ND: Final: 14.950 Place: 4T	5.000 8.600	5.900 8.650	6.200 9.550	6.200 8.450	6.700 8.800	89.000 4
5	16	Daniel Keatings	GBR	Diff: 5.800 Exec: 8.900 ND: -0.300 Final: 14.400 Place: 7	6.700 8.100	5.300 8.750	6.200 9.600	6.000 9.100	5.700 8.800	88.650 5
6	15	Koji Yamamuro	JPN	Diff: 6.400 Exec: 8.650 ND: -0.100 Final: 14.950 Place: 4T	5.900 8.300	6.700 8.450	7.000 9.200	5.400 6.250	6.000 8.700	86.850 6
7	18	Jorge Hugo Giraldo Lopez	COL	Diff: 5.700 Exec: 7.700 ND: Final: 13.400 Place: 8	5.900 8.150	6.300 8.600	6.200 9.250 -0.100	6.000 8.100	6.000 8.400	86.200 7
8	14	Flavius Koczi	ROU	Diff: 5.800 Exec: 9.000 ND: Final: 14.800 Place: 6	6.400 8.300	5.600 7.750	6.600 9.300	5.900 7.550	5.400 7.600	85.200 8