







# 2008 Men's Visa Championships - Day 1

## Meet Results

### Men - Senior

#### Competition I / II

Thursday, May 22, 7:00pm

Rank	Num	Name	Gym							AA
1	23	Paul Hamm	Team Chevron	A: 6.200 B: 9.550 ND: Final: <u>15.750</u> Place: <b>1T</b>	6.000 9.500 . <u>15.500</u> <b>1</b>	6.400 9.300 . <u>15.700</u> 3	6.600 9.400 . <u>16.000</u> 7	6.200 8.400 . <u>14.600</u> 15T	6.500 9.400 . <u>15.900</u> <b>1</b>	<b>93.450</b> <b>1</b>
2	12	Joseph Hagerty	Team Chevron	A: 6.200 B: 9.000 ND: Final: <u>15.200</u> Place: 6	5.400 8.500 . <u>13.900</u> 15T	5.100 9.050 . <u>14.150</u> 23T	6.200 9.550 . <u>15.750</u> 11T	6.100 9.350 . <u>15.450</u> 2	6.600 8.700 . <u>15.300</u> 2	89.750 2
3T	17	David Sender	Team Chevron	A: 6.300 B: 8.950 ND: Final: <u>15.250</u> Place: 5	5.800 7.500 . <u>13.300</u> 24	6.300 8.900 . <u>15.200</u> 6	6.600 9.600 . <u>16.200</u> 2T	5.900 9.100 . <u>15.000</u> 6T	5.700 9.050 . <u>14.750</u> 8T	89.700 3T
3T	5	Raj Bhavsar	Team Chevron	A: 5.600 B: 9.050 ND: Final: <u>14.650</u> Place: 15T	5.400 9.000 . <u>14.400</u> 6T	6.500 9.150 . <u>15.650</u> 4	6.600 9.600 . <u>16.200</u> 2*	6.500 8.250 . <u>14.750</u> 11T	5.400 8.650 . <u>14.050</u> 16T	89.700 3T
5	11	Jonathan Horton	Team Chevron	A: 6.300 B: 9.200 ND: Final: <u>15.500</u> Place: 3T	5.200 8.200 . <u>13.400</u> 22T	6.600 9.200 . <u>15.800</u> 2	6.600 9.450 . <u>16.050</u> 6	6.000 8.750 . <u>14.750</u> 11T	5.900 8.050 . <u>13.950</u> 23	89.450 5
6	29	Kyson Bunthuwong	Berkeley	A: 5.900 B: 8.950 ND: Final: <u>14.850</u> Place: 12	5.400 8.950 . <u>14.350</u> 8	5.400 9.300 . <u>14.700</u> 12T	6.200 9.100 -0.100 <u>15.200</u> 23T	6.000 9.150 . <u>15.150</u> 4	5.800 9.000 . <u>14.800</u> 6T	89.050 6
7T	3	David Durante	Team Chevron	A: 5.600 B: 8.600 ND: Final: <u>14.200</u> Place: 24T	5.700 7.850 . <u>13.550</u> 20	6.400 8.700 . <u>15.100</u> 7	6.200 9.150 . <u>15.350</u> 20*	6.000 9.500 . <u>15.500</u> <b>1</b>	5.800 9.300 . <u>15.100</u> 4	88.800 7T
7T	18	Guillermo Alvarez	Team Chevron	A: 6.400 B: 8.650 ND: Final: <u>15.050</u> Place: 7T	5.600 8.800 . <u>14.400</u> 6T	5.800 9.050 . <u>14.850</u> 10	6.200 9.300 . <u>15.500</u> 16T	5.900 8.850 . <u>14.750</u> 11T	5.400 8.850 . <u>14.250</u> 15	88.800 7T
9	21	Alexander Artemev	Team Chevron	A: 5.900 B: 8.650 ND: -0.300 Final: <u>14.250</u> Place: 23	5.900 8.300 . <u>14.200</u> 11	5.700 8.750 . <u>14.450</u> 18T	6.600 9.250 . <u>15.850</u> 10	6.200 8.850 . <u>15.050</u> 5	6.000 8.800 . <u>14.800</u> 6T	88.600 9







# 2008 Men's Visa Championships - Day 1

## Meet Results

### Men - Senior

#### Competition I / II

Thursday, May 22, 7:00pm

Rank	Num	Name	Gym							AA
10	10	Todd Thornton	Team Chevron	A: 6.000	5.800	6.300	6.200	5.600	5.700	
				B: 8.650	8.500	8.350	9.200	7.950	9.550	
				ND: .	.	.	.	.	.	
				Final: 14.650	14.300	14.650	15.400	13.550	15.250	87.800
				Place: 15T	9	14	18T	33	3	10
11	33	Danell Leyva *	Universal	A: 5.800	5.400	5.400	6.200	5.900	6.400	
				B: 8.900	8.700	8.650	9.350	8.700	8.250	
				ND: .	.	.	.	.	.	
				Final: 14.700	14.100	14.050	15.550	14.600	14.650	87.650
				Place: 14	13	26	15	15T	10T	11
12	16	Sho Nakamori	Stanford	A: 5.900	5.400	5.700	5.800	6.400	5.800	
				B: 9.150	8.750	8.450	9.450	7.950	8.850	
				ND: .	.	.	.	.	.	
				Final: 15.050	14.150	14.150	15.250	14.350	14.650	87.600
				Place: 7T	12	23T	22	20T	10T	12
13	41	Steve Legendre	Oklahoma	A: 6.500	4.900	5.300	6.600	5.700	5.400	
				B: 9.100	8.500	8.850	9.150	8.400	8.600	
				ND: -0.100	.	.	-0.100	.	.	
				Final: 15.500	13.400	14.150	15.650	14.100	14.000	86.800
				Place: 3T	22T	23T	14	26T	20T	13
14	35	Wesley Haggensen	Illinois	A: 6.000	4.900	5.700	6.200	6.100	5.500	
				B: 8.600	7.750	8.800	9.100	8.500	9.250	
				ND: .	.	.	-0.100	.	.	
				Final: 14.600	12.650	14.500	15.200	14.600	14.750	86.300
				Place: 18T	26	16T	23T	15T	8T	14
15	31	Tim McNeill	Berkeley	A: 6.000	6.500	6.000	6.200	5.800	4.900	
				B: 8.600	8.000	8.450	9.200	7.800	8.400	
				ND: .	.	.	.	.	.	
				Final: 14.600	14.500	14.450	15.400	13.600	13.300	85.850
				Place: 18T	5	18T	18T	32	30T	15
16	7	Alexy Bilozertchev *	OSU Boys	A: 5.900	4.800	5.000	6.200	5.600	5.200	
				B: 8.900	9.100	8.850	9.700	8.700	7.650	
				ND: .	.	.	.	.	.	
				Final: 14.800	13.900	13.850	15.900	14.300	12.850	85.600
				Place: 13	15T	30	8T	22T	36	16
17	14	Bryant Hadden	Stanford	A: 5.600	5.600	6.100	4.600	5.900	5.400	
				B: 8.950	8.350	8.900	9.550	8.350	7.950	
				ND: .	.	.	.	.	.	
				Final: 14.550	13.950	15.000	14.150	14.250	13.350	85.250
				Place: 20	14	9	30	24T	29	17
18T	39	Taqiy Abdullah-Simmons	Oklahoma	A: 5.600	4.900	6.200	6.200	5.800	5.800	
				B: 8.600	8.300	8.500	8.300	8.500	8.250	
				ND: .	.	.	-0.500	.	.	
				Final: 14.200	13.200	14.700	14.000	14.300	14.050	84.450
				Place: 24T	25	12T	32	22T	16T	18T







# 2008 Men's Visa Championships - Day 1

## Meet Results

### Men - Senior

#### Competition I / II

Thursday, May 22, 7:00pm

Rank	Num	Name	Gym							AA
18T	34	Edward Mesa *	Universal	A: 5.500	5.300	5.000	6.200	5.400	5.500	
				B: 8.900	8.450	8.350	8.900	8.700	8.350	
				ND: .	.	.	-0.100	.	.	
				Final: 14.400	13.750	13.350	15.000	14.100	13.850	84.450
				Place: 21	19	32*	26	26T	25T	18T
20	6	Tyler Mizoguchi	HGA	A: 5.800	5.300	4.800	5.800	5.400	4.400	
				B: 9.100	8.200	8.850	9.150	8.950	8.350	
				ND: .	.	.	.	.	.	
				Final: 14.900	13.500	13.650	14.950	14.350	12.750	84.100
				Place: 11	21	31	27	20T	37	20
21	15	Ryan Lieberman	Stanford	A: 5.500	5.700	5.400	6.200	5.800	5.500	
				B: 8.000	8.150	8.550	8.900	7.400	8.350	
				ND: -0.100	.	.	.	.	.	
				Final: 13.400	13.850	13.950	15.100	13.200	13.850	83.350
				Place: 28	17	27T	25	36	25T	21
22	36	Paul Ruggeri	Illinois	A: 5.500	5.000	5.200	6.600	5.600	5.700	
				B: 7.750	7.300	7.450	9.600	8.650	8.950	
				ND: .	.	.	.	.	.	
				Final: 13.250	12.300	12.650	16.200	14.250	14.650	83.300
				Place: 29	28	35	2*	24T	10T	22
23	8	Josh Dixon	Stanford	A: 6.200	5.200	5.000	6.200	5.300	5.500	
				B: 8.800	7.300	8.350	9.150	7.550	7.650	
				ND: .	.	.	.	.	.	
				Final: 15.000	12.500	13.350	15.350	12.850	13.150	82.200
				Place: 9	27	32*	20*	38	33T	23
24	25	Clay Strother	Team Chevron	A: 5.700	5.800	___	6.200	5.900	5.100	
				B: 8.650	8.950	___	9.500	7.950	8.950	
				ND: .	.	.	.	.	.	
				Final: 14.350	14.750	___	15.700	13.850	14.050	72.700
				Place: 22	3	36*	13	29T	16T	24
25	9	Tim Gentry	Stanford	A: 5.400	___	5.900	6.600	5.200	5.200	
				B: 8.450	___	8.700	8.250	8.550	8.250	
				ND: .	.	.	.	.	.	
				Final: 13.850	___	14.600	14.850	13.750	13.450	70.500
				Place: 26	30*	15	28	31	28	25
26	44	David Henderson	USOTC	A: 5.800	___	6.400	6.200	5.700	5.000	
				B: 8.050	___	7.900	8.350	7.650	8.150	
				ND: -0.300	.	.	-0.300	.	.	
				Final: 13.550	___	14.300	14.250	13.350	13.150	68.600
				Place: 27	30*	21	29	35	33T	26
27	45	Kerry Adderly	Gattaca-LVSA	A: 5.200	0.000	5.800	6.600	5.400	5.700	
				B: 7.900	0.000	7.500	9.000	7.550	8.200	
				ND: -0.300	.	.	-0.100	.	.	
				Final: 12.800	0.000	13.300	15.500	12.950	13.900	68.450
				Place: 31	30*	34	16T	37	24	27







# 2008 Men's Visa Championships - Day 1

## Meet Results

### Men - Senior

#### Competition I / II

Thursday, May 22, 7:00pm

Rank	Num	Name	Gym							AA
28	22	Morgan Hamm	Team Chevron	A: 6.300 B: 9.450 ND: . Final: <b>15.750</b> Place: <b>1T</b>	5.700 8.550 . 14.250 10	. . . . 36*	6.600 9.800 . <b>16.400</b> <b>1</b>	. . . . 39*	6.100 8.550 . 14.650 10T	61.050 28
29	24	Justin Spring	Team Chevron	A: . B: . ND: . Final: . Place: 32*	. . . . 30*	5.700 9.100 . 14.800 11	6.600 9.250 -0.100 15.750 11T	6.600 8.750 . 15.350 3	6.400 8.500 . 14.900 5	60.800 29
30	26	Kevin Tan	Team Chevron	A: . B: . ND: . Final: . Place: 32*	5.600 8.950 . 14.550 4	7.300 9.350 . <b>16.650</b> <b>1</b>	. . . . 33*	6.300 8.700 . 15.000 6T	5.300 7.250 . 12.550 38	58.750 30
31	40	Chris Brooks	Oklahoma	A: 6.100 B: 8.850 ND: . Final: 14.950 Place: 10	. . . . 30*	. . . . 36*	6.600 9.300 . 15.900 8T	6.000 8.050 . 14.050 28	5.400 7.850 . 13.250 32	58.150 31
32	32	Jamie Henderson	Gattaca-Oklahoma	A: . B: . ND: . Final: . Place: 32*	5.900 7.900 . 13.800 18	6.500 7.750 . 14.250 22	. . . . 33*	6.200 8.800 . 15.000 6T	5.700 7.600 . 13.300 30T	56.350 32
33T	43	Andrew Elkind	USOTC	A: . B: . ND: . Final: . Place: 32*	5.200 6.750 . 11.950 29	6.000 8.400 . 14.400 20	. . . . 33*	6.000 9.000 . 15.000 6T	5.800 8.250 . 14.050 16T	55.400 33T
33T	38	Jake Lee	Minnesota	A: 0.000 B: 0.000 ND: . Final: 0.000 Place: 32*	. . . . 30*	5.600 8.350 . 13.950 27T	6.200 8.150 -0.300 14.050 31	5.700 8.700 . 14.400 19	5.500 7.500 . 13.000 35	55.400 33T
35	13	Sean Golden	Team Chevron	A: 6.300 B: 8.350 ND: . Final: 14.650 Place: 15T	. . . . 30*	6.700 8.700 . 15.400 5	6.600 9.500 . 16.100 5	. . . . 39*	. . . . 39*	46.150 35
36	19	Yewki Tomita	Team Chevron	A: . B: . ND: . Final: . Place: 32*	5.900 8.900 . 14.800 2	. . . . 36*	. . . . 33*	5.900 9.050 . 14.950 10	5.900 8.100 . 14.000 20T	43.750 36







# 2008 Men's Visa Championships - Day 1

## Meet Results

### Men - Senior

#### Competition I / II

Thursday, May 22, 7:00pm

Rank	Num	Name	Gym							AA
37	27	Tyler Block	Berkeley	A: . . . . .	. . . . .	6.300	. . . . .	5.400	5.800	
				B: . . . . .	. . . . .	8.200	. . . . .	9.250	8.500	
				ND: . . . . .	. . . . .	. . . . .	. . . . .	. . . . .	. . . . .	
				Final: . . . . .	. . . . .	14.500	. . . . .	14.650	14.300	43.450
				Place: 32*	30*	16T	33*	14	14	37
38	37	Joe Catrambone	Michigan	A: . . . . .	. . . . .	5.000	. . . . .	5.600	5.500	
				B: . . . . .	. . . . .	8.950	. . . . .	7.850	8.050	
				ND: . . . . .	. . . . .	. . . . .	. . . . .	. . . . .	. . . . .	
				Final: . . . . .	. . . . .	13.950	. . . . .	13.450	13.550	40.950
				Place: 32*	30*	27T	33*	34	27	38
39	28	Kyle Brady	Berkeley	A: . . . . .	. . . . .	6.000	. . . . .	5.800	. . . . .	
				B: . . . . .	. . . . .	9.050	. . . . .	8.650	. . . . .	
				ND: . . . . .	. . . . .	. . . . .	. . . . .	. . . . .	. . . . .	
				Final: . . . . .	. . . . .	15.050	. . . . .	14.450	. . . . .	29.500
				Place: 32*	30*	8	33*	18	39*	39
40	4	Blaine Wilson	Team Chevron	A: 5.200	0.000	0.000	0.000	0.000	6.000	
				B: 8.000	0.000	0.000	0.000	0.000	8.000	
				ND: . . . . .	. . . . .	. . . . .	. . . . .	. . . . .	. . . . .	
				Final: 13.200	0.000	0.000	0.000	0.000	14.000	27.200
				Place: 30	30*	36*	33*	39*	20T	40
41	1	Greg Stine	Air Force	A: . . . . .	. . . . .	0.000	. . . . .	5.400	. . . . .	
				B: . . . . .	. . . . .	0.000	. . . . .	8.450	. . . . .	
				ND: . . . . .	. . . . .	. . . . .	. . . . .	. . . . .	. . . . .	
				Final: . . . . .	. . . . .	0.000	. . . . .	13.850	. . . . .	13.850
				Place: 32*	30*	36*	33*	29T	39*	41