

2008 Pacific Rim Championships







Page: 1
Printed on: 3/28/2008
at: 9:46 PM

Team Results

Men

Competition I / II

Friday, March 28

Rank	Country	Score						
1	USA	367.750	60.150 1	59.350 1	60.850 2	64.150 1	61.550 2	61.700 1
2	CHN	356.900	57.750 5	57.600 2	60.300 3	63.600 3	62.350 1	55.300 6
3	JPN	356.100	59.900 2	56.150 4	58.800 4	64.050 2	59.350 3	57.850 2
4	RUS	354.450	58.150 4	57.550 3	61.600 1	61.250 6	58.300 6	57.600 3T
5	CAN	350.350	59.850 3	55.700 5	55.050 6	63.300 4	58.850 4	57.600 3T
6	AUS	345.150	57.250 6	53.850 6	56.900 5	61.450 5	58.650 5	57.050 5
7	MEX	321.350	53.450 7	51.250 7	51.450 8	59.500 7	50.750 8	54.950 7
8	TPE	320.400	51.400 8	50.750 8	54.100 7	57.600 8	54.200 7	52.350 8







2008 Pacific Rim Championships

Award Results - Seniors Combined

Men

Competition I / II

Friday, March 28

Rank	Num	Name	Country							AA
1	23	Paul Hamm	USA	A: 6.200 B: 9.600 ND: . Final: 15.800	5.900 8.600 . 14.500	6.400 9.550 . 15.950	6.600 9.650 . 16.250	6.400 9.500 . 15.900	6.500 9.550 . 16.050	94.450
2	24	Alexander Artemev	USA	A: 6.400 B: 8.850 ND: -0.100 Final: 15.150	6.300 9.550 . 15.850	5.700 8.550 . 14.250	6.600 9.500 . 16.100	6.200 9.400 . 15.600	6.000 9.350 . 15.350	92.300
3	8	Bo Lu	CHN	A: 5.900 B: 8.850 ND: . Final: 14.750	5.800 9.300 . 15.100	6.900 8.600 . 15.500	6.600 9.250 0.100 15.950	6.500 9.050 . 15.550	6.400 8.100 . 14.500	91.350
4	22	Maxsim Deviatovsky	RUS	A: 6.000 B: 9.300 ND: . Final: 15.300	6.000 8.800 . 14.800	6.300 9.300 . 15.600	6.600 8.850 . 15.450	6.200 9.400 . 15.600	5.700 8.350 . 14.050	90.800
	5	Raj Bhavsar	USA	A: 5.600 B: 8.950 ND: . Final: 14.550	5.400 8.950 . 14.350	6.500 9.500 . 16.000	6.600 9.500 . 16.100	6.200 8.900 . 15.100	5.400 9.150 . 14.550	90.650
5	16	Takuya Inatera	JPN	A: 5.800 B: 9.000 ND: . Final: 14.800	5.700 9.100 . 14.800	6.000 9.150 . 15.150	6.600 9.550 . 16.150	6.000 9.000 . 15.000	5.700 8.600 . 14.300	90.200
6	10	Heng Wang	CHN	A: 5.500 B: 9.150 ND: . Final: 14.650	6.000 8.900 . 14.900	6.100 8.800 . 14.900	6.200 9.350 . 15.550	6.800 8.800 . 15.600	5.400 8.450 . 13.850	89.450
7	1	Joshua Jefferis	AUS	A: 5.900 B: 8.700 ND: . Final: 14.600	5.600 8.600 . 14.200	6.100 8.700 . 14.800	6.200 9.600 . 15.800	6.200 9.250 . 15.450	5.300 8.450 . 13.750	88.600
8	4	Nathan Gafuik	CAN	A: 5.600 B: 9.000 ND: . Final: 14.600	5.500 8.350 . 13.850	4.900 8.500 . 13.400	6.600 9.500 . 16.100	6.000 9.150 . 15.150	6.100 8.900 . 15.000	88.100
	9	Mingsheng Liang	CHN	A: 5.500 B: 8.350 ND: . Final: 13.850	5.200 8.600 . 13.800	6.200 8.850 . 15.050	7.000 9.600 . 16.600	6.500 9.150 . 15.650	5.300 7.650 . 12.950	87.900
9	6	Adam Wong	CAN	A: 5.700 B: 9.150 ND: . Final: 14.850	5.500 8.450 . 13.950	6.100 9.050 . 15.150	6.200 9.650 . 15.850	6.100 7.850 . 13.950	5.700 8.150 . 13.850	87.600







2008 Pacific Rim Championships

Award Results - Seniors Combined

Men

Competition I / II

Friday, March 28

Rank	Num	Name	Country							AA
10	20	Sergey Khorokhordin	RUS	A: 6.100 B: 8.400 ND: -0.300 Final: 14.200	5.100 9.150 Final: 14.250	6.400 8.900 Final: 15.300	6.600 8.500 -0.300 Final: 14.800	6.600 8.050 Final: 14.650	5.800 8.100 Final: 13.900	87.100
11	15	Yusuke Saito	JPN	A: 5.600 B: 9.050 ND: . Final: 14.650	5.100 8.850 Final: 13.950	5.700 8.650 Final: 14.350	6.600 9.600 Final: 16.200	5.700 8.950 Final: 14.650	5.600 7.650 Final: 13.250	87.050
12	13	Jorge Giraldo	COL	A: 5.900 B: 8.400 ND: . Final: 14.300	5.600 7.550 Final: 13.150	6.300 7.100 Final: 13.400	6.200 9.450 Final: 15.650	6.000 7.550 Final: 13.550	5.800 8.550 Final: 14.350	84.400
13	3	Samuel Simpson	AUS	A: 5.900 B: 7.850 ND: . Final: 13.750	5.900 7.550 Final: 13.450	5.200 8.700 Final: 13.900	6.200 9.450 Final: 15.650	5.500 7.850 Final: 13.350	5.400 8.250 Final: 13.650	83.750
14	11	Chih-Yu Chen	TPE	A: 5.000 B: 8.550 ND: . Final: 13.550	4.700 8.250 Final: 12.950	6.200 8.500 Final: 14.700	6.200 9.300 Final: 15.500	4.900 8.050 Final: 12.950	4.300 8.900 Final: 13.200	82.850
15	12	Che-Wei Chang	TPE	A: 4.600 B: 7.750 ND: . Final: 12.350	4.300 7.750 Final: 12.050	5.400 8.050 Final: 13.450	5.400 8.750 -0.100 Final: 14.050	5.500 8.750 Final: 14.250	5.200 7.950 Final: 13.150	79.300
16	18	Kalo Traslocheros	MEX	A: 5.200 B: 8.150 ND: . Final: 13.350	2.900 7.700 Final: 10.600	4.700 8.000 Final: 12.700	5.400 9.450 Final: 14.850	4.700 7.250 Final: 11.950	4.100 8.300 Final: 12.400	75.850
17	17	Luis Alberto Sosa	MEX	A: 5.600 B: 8.350 ND: -0.300 Final: 13.650	5.400 7.350 Final: 12.750	0.000 0.000 Final: 0.000	6.200 8.750 Final: 14.950	6.000 7.900 Final: 13.900	6.000 8.550 Final: 14.550	69.800
	7	Brandon O'Neill	CAN	A: 6.500 B: 9.400 ND: -0.100 Final: 15.800	. . Final: .	. . Final: .	6.600 9.650 Final: 16.250	6.700 8.850 Final: 15.550	5.500 9.000 Final: 14.500	62.100
	2	Philippe Rizzo	AUS	A: . B: . ND: . Final: .	. . Final: .	5.300 9.250 Final: 14.550	5.400 9.550 Final: 14.950	6.000 8.900 Final: 14.900	6.100 9.200 Final: 15.300	59.700
18	14	James Brochero	COL	A: 6.300 B: 8.150 ND: . Final: 14.450	0.000 0.000 Final: 0.000	6.000 7.250 Final: 13.250	6.200 9.500 Final: 15.700	0.000 0.000 Final: 0.000	0.000 0.000 Final: 0.000	43.400







2008 Pacific Rim Championships

Award Results - Seniors Combined

Men

Competition I / II

Friday, March 28

Rank	Num	Name	Country							AA
19		Aldo Torres	MEX	A: 4.900	0.000	4.700	6.600	0.000	0.000	
				B: 8.700	0.000	8.450	8.400	0.000	0.000	
				ND:	
				Final: <u>13.600</u>	<u>0.000</u>	<u>13.150</u>	<u>15.000</u>	<u>0.000</u>	<u>0.000</u>	41.750
21		Yury Riazanov	RUS	A: 0.000	0.000	6.400	0.000	0.000	5.900	
				B: 0.000	0.000	9.300	0.000	0.000	9.100	
				ND:	
				Final: <u>0.000</u>	<u>0.000</u>	<u>15.700</u>	<u>0.000</u>	<u>0.000</u>	<u>15.000</u>	30.700






2008 Pacific Rim Championships

Award Results - Juniors Combined

Men

Competition I / II

Friday, March 28

Rank	Num	Name	Country							AA
1	54	Danell Leyva	USA	A: 5.700 B: 8.550 ND: . Final: 14.250	5.200 9.000 . 14.200	5.600 9.050 . 14.650	6.200 9.450 . 15.650	5.900 9.050 . 14.950	6.400 9.300 . 15.700	89.400
2	52	Igor Pachomenko	RUS	A: 5.800 B: 8.850 ND: . Final: 14.650	5.600 9.450 . 15.050	5.100 9.350 . 14.450	6.200 9.300 . 15.500	5.300 8.700 . 14.000	5.500 8.800 . 14.300	87.950
3	47	Genki Takeshita	JPN	A: 6.000 B: 8.950 ND: . Final: 14.950	5.300 8.650 . 13.950	5.000 9.000 . 14.000	6.200 9.350 . 15.550	6.000 8.900 . 14.900	5.700 8.800 . 14.500	87.850
4	56	Glen Ishino	USA	A: 5.100 B: 9.250 ND: . Final: 14.350	5.700 8.950 . 14.650	5.100 9.250 . 14.350	6.200 9.250 -0.300 15.150	5.300 9.100 . 14.400	5.700 8.900 . 14.600	87.500
	55	John Orozco	USA	A: 5.700 B: 8.950 ND: . Final: 14.650	5.000 8.750 . 13.750	5.300 8.800 . 14.100	6.200 9.500 . 15.700	5.400 9.350 . 14.750	5.600 8.350 . 13.950	86.900
5	37	Zhanteng Liu	CHN	A: 5.700 B: 8.950 ND: . Final: 14.650	4.800 9.000 . 13.800	6.200 8.650 . 14.850	6.200 9.300 . 15.500	6.500 7.700 . 14.200	5.700 7.850 . 13.550	86.550
6	30	Mathew Curtis	AUS	A: 5.300 B: 9.050 ND: . Final: 14.350	5.300 9.000 . 14.300	4.800 8.850 . 13.650	5.800 9.350 -0.100 15.050	5.500 9.100 . 14.600	5.300 9.050 . 14.350	86.300
7	36	Xue Zhang Chen	CHN	A: 5.500 B: 9.000 ND: . Final: 14.500	5.100 8.000 . 13.100	5.300 8.800 . 14.100	6.200 9.300 . 15.500	6.400 9.150 . 15.550	5.400 8.000 . 13.400	86.150
8	45	Riku Munakata	JPN	A: 6.300 B: 9.200 ND: . Final: 15.500	5.100 8.350 . 13.450	6.000 8.550 . 14.550	6.600 9.550 . 16.150	5.800 8.600 . 14.400	4.100 7.300 . 11.400	85.450
	38	Lixiang Fang	CHN	A: 5.300 B: 8.200 ND: . Final: 13.500	4.700 8.450 . 13.150	4.800 8.700 . 13.500	6.600 8.800 0.100 15.500	6.600 8.750 . 15.350	5.100 9.050 . 14.150	85.150
9	53	David Beliavsky	RUS	A: 5.500 B: 8.500 ND: . Final: 14.000	4.900 8.550 . 13.450	5.100 9.450 . 14.550	6.200 9.300 . 15.500	5.300 8.750 . 14.050	4.600 8.850 . 13.450	85.000







2008 Pacific Rim Championships

Award Results - Juniors Combined

Men

Competition I / II

Friday, March 28

Rank	Num	Name	Country							AA
10	33	Jackson Payne	CAN	A: 5.200 B: 8.850 ND: . Final: 14.050	5.500 8.450 . 13.950	5.100 8.300 . 13.400	5.400 9.350 . 14.750	5.200 9.000 . 14.200	5.500 8.750 . 14.250	84.600
	51	Nikita Ignatiev	RUS	A: 5.600 B: 7.800 ND: . Final: 13.400	4.800 8.350 . 13.150	6.000 9.000 . 15.000	5.400 9.400 . 14.800	5.700 7.300 . 13.000	5.400 8.850 . 14.250	83.600
11	35	Anderson Loran	CAN	A: 5.700 B: 8.900 ND: . Final: 14.600	5.000 8.950 . 13.950	4.700 8.400 . 13.100	5.400 9.500 . 14.900	4.900 8.300 . 13.200	5.300 8.150 . 13.450	83.200
	34	John Hall	CAN	A: 5.200 B: 8.200 ND: . Final: 13.400	5.300 7.950 . 13.250	5.100 7.800 . 12.900	5.800 9.300 . 15.100	5.400 7.600 . 13.000	4.800 8.250 . 13.050	80.700
12	48	Javier Balboa	MEX	A: 5.100 B: 7.850 ND: -0.100 Final: 12.850	4.600 8.350 . 12.950	5.100 8.350 . 13.450	5.400 9.300 . 14.700	5.100 7.700 . 12.800	4.900 8.700 . 13.600	80.350
13	41	Wai Hung Shek	HKG	A: 5.200 B: 7.800 ND: . Final: 13.000	4.400 8.650 . 13.050	4.400 7.350 . 11.750	6.600 9.300 . 15.900	5.400 9.100 . 14.500	4.500 7.400 . 11.900	80.100
14	39	Wei-Ming Lin	TPE	A: 4.400 B: 8.450 ND: . Final: 12.850	4.800 8.600 . 13.400	4.600 8.400 . 13.000	4.600 9.200 . 13.800	4.500 9.000 . 13.500	4.400 8.750 . 13.150	79.700
15	32	Luke Wadsworth	AUS	A: 5.400 B: 9.050 ND: -0.100 Final: 14.350	4.700 7.200 . 11.900	4.100 8.550 . 12.650	5.400 9.300 . 14.700	5.100 8.600 . 13.700	2.900 9.150 . 12.050	79.350
16	40	Ping-Chien Shu	TPE	A: 4.700 B: 7.950 ND: . Final: 12.650	4.000 8.350 . 12.350	4.200 8.750 . 12.950	5.400 8.950 -0.100 14.250	4.900 8.600 . 13.500	3.800 9.050 . 12.850	78.550
17	50	Adrian Prieto	MEX	A: 4.600 B: 8.100 ND: -0.100 Final: 12.600	4.400 8.400 . 12.800	4.300 7.850 . 12.150	4.600 9.450 . 14.050	4.400 7.700 . 12.100	4.400 8.650 . 13.050	76.750
	31	Jack Rickards	AUS	A: 4.700 B: 9.250 ND: . Final: 13.950	3.800 6.650 . 10.450	4.900 8.200 . 13.100	4.600 9.200 . 13.800	4.100 8.900 . 13.000	2.700 9.450 . 12.150	76.450







2008 Pacific Rim Championships

Award Results - Juniors Combined

Men

Competition I / II

Friday, March 28

Rank	Num	Name	Country							AA	
46		Hiroyuki Imai	JPN	A:	5.500	—	5.700	6.200	5.900	5.900	72.550
				B:	8.350	—	9.050	9.350	8.150	8.550	
				ND:	—	—	—	-0.100	—	—	
				Final:	13.850	—	14.750	15.450	14.050	14.450	
44		Ryotaka Deguchi	JPN	A:	6.400	5.200	4.900	0.000	5.900	5.900	70.800
				B:	8.350	7.500	8.900	0.000	9.150	8.700	
				ND:	-0.100	—	—	—	—	—	
				Final:	14.650	12.700	13.800	0.000	15.050	14.600	
18	43	Chun Kit Poon	HKG	A:	4.000	2.100	1.700	4.600	3.300	2.700	64.200
				B:	8.150	8.650	3.950	9.150	7.900	8.000	
				ND:	—	—	—	—	—	—	
				Final:	12.150	10.750	5.650	13.750	11.200	10.700	
42		Man Hin Jim	HKG	A:	4.100	1.400	2.800	4.600	4.700	3.900	63.500
				B:	8.150	1.200	7.100	9.300	8.200	8.150	
				ND:	—	—	—	-0.100	—	—	
				Final:	12.250	2.600	9.900	13.800	12.900	12.050	
49		Asiel Lopez	MEX	A:	4.600	4.700	0.000	5.400	0.000	4.800	53.950
				B:	8.200	8.050	0.000	9.250	0.000	8.950	
				ND:	—	—	—	—	—	—	
				Final:	12.800	12.750	0.000	14.650	0.000	13.750	

2008 Pacific Rim Championships





Page: 1
Printed on: 3/29/2008
at: 9:28 PM

Team Results

Women

Competition I / II

Saturday, March 29

Rank	Country	Score				
1	USA	245.275	59.750 1	61.900 1	63.550 1	60.075 1
2	CAN	233.475	58.050 2	56.500 3	60.900 4	58.025 5
3	CHN	233.075	57.000 4	55.700 5	62.200 2	58.175 3
4	AUS	232.675	56.800 5	56.675 2	61.100 3	58.100 4
5	RUS	230.250	57.250 3	55.725 4	58.700 5	58.575 2
6	JPN	224.925	56.400 6	53.225 6	57.950 6	57.350 6
7	MEX	214.325	54.450 7	49.625 7	57.150 7	53.100 7
8	TPE	191.400	52.650 8	38.250 9	49.900 9	50.600 8
9	HKG	189.125	50.950 9	39.800 8	50.300 8	48.075 9
10	PHI	160.075	46.550 10	27.500 11	42.300 10	43.725 10





2008 Pacific Rim Championships

Award Results - Seniors Combined

Women

Competition I / II

Saturday, March 29

Rank	Num	Name	Country					AA
1	129	Nastia Liukin	USA	A: 5.500 B: 9.500 ND: . Final: 15.000	7.700 8.950 . 16.650	6.600 9.800 . 16.400	6.000 9.100 -0.300 14.800	62.850
2	127	Jana Bieger	USA	A: 5.500 B: 9.550 ND: . Final: 15.050	6.600 8.425 . 15.025	6.600 8.450 . 15.050	5.900 9.000 -0.100 14.800	59.925
3	95	Dasha Joura	AUS	A: 5.000 B: 8.950 ND: . Final: 13.950	6.300 8.700 . 15.000	6.200 8.950 . 15.150	5.900 9.200 . 15.100	59.200
4	97	Ashleigh Brennan	AUS	A: 5.700 B: 8.850 ND: . Final: 14.550	6.300 7.675 . 13.975	6.500 9.300 . 15.800	6.000 8.700 . 14.700	59.025
5	103	Qiushuang Huang	CHN	A: 5.000 B: 9.200 ND: . Final: 14.200	6.300 7.675 . 13.975	6.700 9.350 . 16.050	5.500 9.125 . 14.625	58.850
6	100	Kristina Vaculik	CAN	A: 5.000 B: 9.000 ND: . Final: 14.000	6.400 7.875 . 14.275	6.400 9.400 . 15.800	5.500 8.850 . 14.350	58.425
7	102	Mengsi Tian	CHN	A: 5.500 B: 9.150 ND: . Final: 14.650	6.200 8.075 . 14.275	6.200 9.100 -0.100 15.200	5.900 8.000 . 13.900	58.025
	96	Lauren Mitchell	AUS	A: 5.000 B: 8.800 ND: . Final: 13.800	6.500 8.050 . 14.550	6.600 8.450 . 15.050	6.100 8.850 -0.400 14.550	57.950
	101	Xin Zhang	CHN	A: 5.000 B: 8.950 ND: . Final: 13.950	6.000 7.350 . 13.350	5.900 9.200 . 15.100	5.900 8.725 . 14.625	57.025
8	123	Alena Zmeu	RUS	A: 5.200 B: 8.800 ND: . Final: 14.000	6.100 8.175 -0.100 14.175	6.400 8.100 . 14.500	5.300 8.700 -0.100 13.900	56.575
9	117	Ericka Garcia	MEX	A: 5.500 B: 9.100 ND: . Final: 14.600	5.800 7.850 -0.300 13.350	5.900 9.050 -0.300 14.650	5.400 8.400 -0.400 13.400	56.000





2008 Pacific Rim Championships

Award Results - Seniors Combined

Women

Competition I / II

Saturday, March 29

Rank	Num	Name	Country					AA
10	111	Chinami Otaki	JPN	A: 5.200 B: 8.550 ND: . Final: 13.750	5.800 8.175 . 13.975	5.700 8.750 . 14.450	4.800 8.350 . 13.150	55.325
11	116	Marisela Cantu	MEX	A: 5.000 B: 8.800 ND: . Final: 13.800	5.700 7.250 . 12.950	5.900 9.050 . 14.950	5.300 8.175 . 13.475	55.175
12	113	Nanaho Hidaka	JPN	A: 5.500 B: 8.250 ND: . Final: 13.750	5.100 6.725 -0.100 11.725	6.200 8.750 . 14.950	5.600 8.450 . 14.050	54.475
13	107	Jessica Gil Ortiz	COL	A: 5.500 B: 8.950 ND: . Final: 14.450	4.900 6.625 -0.100 11.425	5.900 8.100 . 14.000	5.900 7.775 . 13.675	53.550
14	106	Nathalia Sanchez	COL	A: 5.000 B: 8.650 ND: . Final: 13.650	5.500 8.050 . 13.550	6.200 6.750 . 12.950	5.300 7.750 . 13.050	53.200
15	108	Hiu Ying Angel Wong	HKG	A: 5.200 B: 8.650 ND: . Final: 13.850	4.000 7.750 -0.600 11.150	5.700 8.350 . 14.050	5.100 8.475 . 13.575	52.625
16	124	Jia Hui Tay	SIN	A: 5.300 B: 8.100 ND: . Final: 13.400	5.400 6.975 -0.300 12.075	5.600 8.800 . 14.400	4.600 7.600 -0.100 12.100	51.975
17	126	Heem Wei Lim	SIN	A: 4.600 B: 8.700 ND: . Final: 13.300	4.900 6.225 . 11.125	5.800 8.700 . 14.500	4.900 7.550 -0.100 12.350	51.275
18	114	Noor Hasleen F. Hasnan	MAS	A: 4.400 B: 7.950 ND: . Final: 12.350	4.700 6.875 -0.100 11.475	4.800 8.350 . 13.150	5.200 7.100 . 12.300	49.275
	125	Xi Hui Tay	SIN	A: 4.800 B: 7.350 ND: . Final: 12.150	4.900 7.775 -0.300 12.375	5.900 7.550 -0.300 13.150	4.800 6.175 . 10.975	48.650
19	110	Nim Yan Choi	HKG	A: 4.600 B: 8.500 ND: . Final: 13.100	2.800 7.825 -0.600 10.025	4.700 7.100 . 11.800	4.400 7.525 . 11.925	46.850





2008 Pacific Rim Championships

Award Results - Seniors Combined

Women

Competition I / II

Saturday, March 29

Rank	Num	Name	Country					AA
20	105	Chun Min Chen	TPE	A: 4.200 B: 8.400 ND: . Final: 12.600	3.500 6.650 -0.800 9.350	5.300 6.900 . 12.200	4.600 7.975 . 12.575	46.725
21	118	Cintamoni de Guzman	PHI	A: 3.800 B: 7.800 ND: . Final: 11.600	5.400 7.450 -0.400 12.450	5.500 6.000 -0.100 11.400	4.700 6.350 . 11.050	46.500
	109	Tsz Ying Vut	HKG	A: 4.200 B: 7.300 ND: . Final: 11.500	2.600 7.225 -0.600 9.225	4.800 7.550 . 12.350	4.100 7.900 -0.100 11.900	44.975
22	99	Nansy Damianova	CAN	A: 5.500 B: 9.150 ND: . Final: 14.650	6.000 8.650 . 14.650	5.500 9.100 . 14.600	43.900
	98	Elyse Hopfner-Hibbs	CAN	A: 5.000 B: 9.050 ND: . Final: 14.050	6.500 7.000 . 13.500	6.400 8.550 . 14.950	42.500
23	120	Ma. Virginia Acuna	PHI	A: 4.400 B: 7.600 ND: . Final: 12.000	2.900 5.900 -0.700 8.100	3.500 6.050 . 9.550	3.500 7.700 -0.400 10.800	40.450
24	121	Lyudmila Grebenkova	RUS	A: 0.000 B: 0.000 ND: . Final: 0.000	6.400 8.500 -0.100 14.800	6.300 9.400 . 15.700	0.000 0.000 . 0.000	30.500
	128	Darlene Hill	USA	A: 5.500 B: 9.400 ND: . Final: 14.900	0.000 0.000 . 0.000	0.000 0.000 . 0.000	6.100 9.125 -0.100 15.125	30.025
	122	Anna Myzdrikova	RUS	A: 5.800 B: 9.150 ND: . Final: 14.950	0.000 0.000 . 0.000	0.000 0.000 . 0.000	6.500 8.400 . 14.900	29.850
25	104	Hsiang Han Mai Liu	TPE	A: 0.000 B: 0.000 ND: . Final: 0.000	0.000 0.000 . 0.000	4.400 7.500 . 11.900	0.000 0.000 . 0.000	11.900





2008 Pacific Rim Championships

Award Results - Juniors Combined

Women

Competition I / II

Saturday, March 29

Rank	Num	Name	Country					AA
1	87	Rebecca Bross	USA	A: 5.800 B: 9.000 ND: . Final: 14.800	6.200 8.800 . 15.000	6.700 9.200 . 15.900	6.200 9.250 -0.100 15.350	61.050
2	88	Samantha Shapiro	USA	A: 5.000 B: 9.300 ND: . Final: 14.300	6.400 8.825 . 15.225	6.300 9.500 . 15.800	5.800 9.075 -0.100 14.775	60.100
3	84	Viktoriya Komova	RUS	A: 5.800 B: 8.750 ND: . Final: 14.550	5.700 7.525 . 13.225	7.000 7.650 . 14.650	6.200 8.975 . 15.175	57.600
4	64	Charlotte Mackie	CAN	A: 5.500 B: 9.200 ND: . Final: 14.700	5.600 7.550 . 13.150	6.000 9.200 . 15.200	5.700 8.825 . 14.525	57.575
5	63	Peng-Peng Lee	CAN	A: 5.000 B: 9.150 ND: . Final: 14.150	6.000 7.975 . 13.975	6.800 7.900 . 14.700	5.700 9.050 -0.200 14.550	57.375
6	67	Wenli Guan	CHN	A: 5.000 B: 8.850 ND: . Final: 13.850	6.000 8.100 . 14.100	6.300 9.050 . 15.350	4.700 8.925 . 13.625	56.925
	65	Brittany Rogers	CAN	A: 5.500 B: 9.050 ND: . Final: 14.550	5.700 7.900 . 13.600	6.000 8.950 . 14.950	5.400 8.475 -0.100 13.775	56.875
7	66	Jie Cui	CHN	A: 5.000 B: 9.200 ND: . Final: 14.200	5.600 7.325 . 12.925	5.900 9.300 . 15.200	5.800 8.925 -0.300 14.425	56.750
	89	Rebecca Clark	USA	A: 5.000 B: 7.700 ND: . Final: 12.700	5.700 8.250 . 13.950	6.300 9.150 . 15.450	5.800 8.925 -0.100 14.625	56.725
8	75	Shizuka Tozawa	JPN	A: 5.200 B: 8.950 ND: . Final: 14.150	5.000 8.250 -0.300 12.950	5.900 8.700 . 14.600	5.800 8.725 . 14.525	56.225
9	77	Erica Lynn Danko	JPN	A: 5.800 B: 8.950 ND: . Final: 14.750	5.500 7.575 . 13.075	5.800 8.150 . 13.950	5.700 8.575 . 14.275	56.050





2008 Pacific Rim Championships

Award Results - Juniors Combined

Women

Competition I / II

Saturday, March 29

Rank	Num	Name	Country					AA
10	60	Britt Greeley	AUS	A: 5.000 B: 8.850 ND: . Final: 13.850	5.500 7.750 -0.100 13.150	6.000 9.100 . 15.100	5.100 8.500 . 13.600	55.700
11	61	Emily Little	AUS	A: 5.500 B: 8.950 ND: . Final: 14.450	5.400 7.825 -0.300 12.925	5.500 9.050 . 14.550	5.100 8.650 . 13.750	55.675
	76	Akiho Sato	JPN	A: 5.000 B: 8.600 ND: . Final: 13.600	5.500 7.725 . 13.225	5.800 7.750 . 13.550	5.500 9.000 . 14.500	54.875
12	86	Nailiya Mustafina	RUS	A: 4.600 B: 8.850 ND: . Final: 13.450	6.000 7.225 . 13.225	6.100 7.100 -0.100 13.100	5.700 8.900 . 14.600	54.375
	85	Violetta Malikova	RUS	A: 5.800 B: 7.950 ND: . Final: 13.750	5.900 7.625 . 13.525	6.200 7.650 . 13.850	5.400 7.750 . 13.150	54.275
13	78	Karla Salazar	MEX	A: 4.400 B: 8.800 ND: . Final: 13.200	4.700 7.325 . 12.025	5.500 8.550 . 14.050	5.300 8.625 . 13.925	53.200
14	83	Britt Reusche-Lari	PER	A: 4.200 B: 8.450 ND: . Final: 12.650	3.200 8.175 -0.300 11.075	5.100 8.650 . 13.750	5.000 8.175 -0.300 12.875	50.350
15	70	Yu Chun Chen	TPE	A: 5.000 B: 8.850 ND: . Final: 13.850	4.500 6.700 -0.300 10.900	5.700 7.200 . 12.900	5.100 7.400 -0.100 12.400	50.050
16	79	Paula Martinez	MEX	A: 4.000 B: 8.850 ND: . Final: 12.850	4.300 6.850 . 11.150	5.300 8.200 . 13.500	4.700 7.450 . 12.150	49.650
17	71	Yu Ju Lo	TPE	A: 4.200 B: 8.600 ND: . Final: 12.800	2.600 7.025 -1.000 8.625	4.400 8.500 . 12.900	5.000 8.025 . 13.025	47.350
	69	Chen Hsuan Wu	TPE	A: 4.600 B: 8.800 ND: . Final: 13.400	3.400 6.975 -1.000 9.375	4.500 7.100 . 11.600	4.700 7.900 . 12.600	46.975





2008 Pacific Rim Championships

Award Results - Juniors Combined

Women

Competition I / II

Saturday, March 29

Rank	Num	Name	Country					AA
80		Daniela Espinosa	MEX	A: 4.400 B: 8.000 ND: . Final: 12.400	5.200 6.100 . 11.300	4.100 6.300 . 10.400	4.300 8.000 . 12.300	46.400
18	72	Wei Zhang	HKG	A: 2.400 B: 8.250 ND: . Final: 10.650	2.100 7.900 -0.600 9.400	4.500 7.600 . 12.100	3.100 7.575 . 10.675	42.825
19	81	Frances Audrey Munoz	PHI	A: 4.200 B: 7.400 ND: . Final: 11.600	2.500 5.050 -0.600 6.950	4.600 7.500 -0.300 11.800	4.300 6.750 -0.100 10.950	41.300
20	74	Ka Man Leung	HKG	A: 4.200 B: 8.300 ND: . Final: 12.500	2.100 3.275 -0.600 4.775	4.200 6.450 . 10.650	3.700 6.850 . 10.550	38.475
	73	Lok Yee Tsui	HKG	A: 3.000 B: 7.550 ND: . Final: 10.550	1.100 3.000 -0.700 3.400	3.400 6.200 . 9.600	2.300 7.725 . 10.025	33.575
21	82	Dezerie Saldaña	PHI	A: 4.000 B: 7.350 ND: . Final: 11.350	3.900 5.850 -0.200 9.550	3.100 7.825 . 10.925	31.825
	68	Ying Huang	CHN	A: . B: . ND: . Final:	6.700 9.050 . 15.750	5.400 9.100 . 14.500	30.250

2008 Pacific Rim Championships Finals

Floor Rankings

Men - SR

Competition III

Sunday, March 30

Rank	Num	Name	Country	A	B	ND	Floor	Out
1	7	Brandon O'Neill	CAN	6.500	9.150	-0.1	15.550	0.000
2	23	Paul Hamm	USA	6.200	9.250	-.-	15.450	0.100
3	22	Maxsim Deviatovsky	RUS	6.000	9.400	-.-	15.400	0.150
4	16	Takuya Inatera	JPN	5.800	9.325	-0.1	15.025	0.525
5	6	Adam Wong	CAN	5.700	9.225	-.-	14.925	0.625
6	24	Alexander Artemev	USA	5.700	9.075	-.-	14.775	0.775
7	14	James Brochero	COL	6.100	8.325	-.-	14.425	1.125
8	15	Yusuke Saito	JPN	5.600	8.875	-0.1	14.375	1.175

This web page was generated by [ProScore 4](#)™

2008 Pacific Rim Championships Finals

Pommel Rankings

Men - SR

Competition III

Sunday, March 30

Rank	Num	Name	Country	A	B	ND	Pommel	Out
1	23	Paul Hamm	USA	6.000	9.375	---	15.375	0.000
2	8	Bo Lu	CHN	6.100	9.250	---	15.350	0.025
3	10	Heng Wang	CHN	6.200	9.075	---	15.275	0.100
4	22	Maxsim Deviatovsky	RUS	6.000	9.225	---	15.225	0.150
5	24	Alexander Artemev	USA	6.300	8.225	---	14.525	0.850
6	20	Sergey Khorokhordin	RUS	5.800	8.675	---	14.475	0.900
7	1	Joshua Jefferis	AUS	5.400	8.200	---	13.600	1.775
8	16	Takuya Inatera	JPN	5.500	8.025	---	13.525	1.850

This web page was generated by [ProScore 4](#)™

2008 Pacific Rim Championships Finals

Rings Rankings

Men - SR

Competition III

Sunday, March 30

Rank	Num	Name	Country	A	B	ND	Rings	Out
1	8	Bo Lu	CHN	6.900	8.875	-.-	15.775	0.000
2	21	Yury Riazanov	RUS	6.400	9.325	-.-	15.725	0.050
3	22	Maxsim Deviatovsky	RUS	6.300	9.375	-.-	15.675	0.100
4	5	Raj Bhavsar	USA	6.500	9.050	-.-	15.550	0.225
5	23	Paul Hamm	USA	6.400	9.125	-.-	15.525	0.250
6	6	Adam Wong	CAN	6.100	9.325	-.-	15.425	0.350
7	9	Mingsheng Liang	CHN	6.200	9.025	-.-	15.225	0.550
8	16	Takuya Inatera	JPN	6.000	9.000	-.-	15.000	0.775

This web page was generated by [ProScore 4](#)™

2008 Pacific Rim Championships Finals

P Bars Rankings

Men - SR

Competition III

Sunday, March 30

Rank	Num	Name	Country	A	B	ND	P Bars	Out
1T	23	Paul Hamm	USA	6.400	9.425	..-	15.825	0.000
1T	10	Heng Wang	CHN	6.800	9.025	..-	15.825	0.000
3T	22	Maxsim Deviatovsky	RUS	6.200	9.275	..-	15.475	0.350
3T	9	Mingsheng Liang	CHN	6.500	8.975	..-	15.475	0.350
5	1	Joshua Jefferis	AUS	6.200	9.200	..-	15.400	0.425
6	4	Nathan Gafuik	CAN	6.000	9.300	..-	15.300	0.525
7	7	Brandon O'Neill	CAN	6.200	8.200	..-	14.400	1.425
8	24	Alexander Artemev	USA	6.000	8.100	..-	14.100	1.725

This web page was generated by [ProScore 4](#)™

2008 Pacific Rim Championships Finals

H Bar Rankings

Men - SR

Competition III

Sunday, March 30

Rank	Num	Name	Country	A	B	ND	H Bar	Out
1	2	Philippe Rizzo	AUS	6.100	9.350	..	15.450	0.000
2	21	Yury Riazanov	RUS	6.000	9.400	..	15.400	0.050
3	23	Paul Hamm	USA	6.000	9.225	..	15.225	0.225
4	13	Jorge Giraldo	COL	6.000	8.850	..	14.850	0.600
5	7	Brandon O'Neill	CAN	5.500	9.325	..	14.825	0.625
6	4	Nathan Gafuik	CAN	5.800	8.425	..	14.225	1.225
7	24	Alexander Artemev	USA	5.700	8.250	..	13.950	1.500
8	17	Luis Alberto Sosa	MEX	5.500	7.350	..	12.850	2.600

This web page was generated by [ProScore 4](#)™

2008 Pacific Rim Championships Finals

Bars Rankings

Women - SR

Competition III

Sunday, March 30

Rank	Num	Name	Country	A	B	ND	Bars	Out
1	127	Jana Bieger	USA	6.600	8.950	..	15.550	0.000
2T	100	Kristina Vaculik	CAN	6.400	8.825	..	15.225	0.325
2T	129	Nastia Liukin	USA	7.400	7.825	..	15.225	0.325
4	96	Lauren Mitchell	AUS	6.500	8.600	..	15.100	0.450
5	95	Dasha Joura	AUS	6.200	8.750	..	14.950	0.600
6	99	Nansy Damianova	CAN	6.000	8.625	..	14.625	0.925
7	121	Lyudmila Grebenkova	RUS	6.200	8.200	-0.1	14.300	1.250
8	102	Mengsi Tian	CHN	6.100	7.525	..	13.625	1.925

This web page was generated by [ProScore 4](#)™

2008 Pacific Rim Championships Finals

Beam Rankings

Women - SR

Competition III

Sunday, March 30

Rank	Num	Name	Country	A	B	ND	Beam	Out
1	129	Nastia Liukin	USA	6.600	9.575	..	16.175	0.000
2	103	Qiushuang Huang	CHN	6.600	9.075	..	15.675	0.500
3	127	Jana Bieger	USA	6.600	8.925	..	15.525	0.650
4	121	Lyudmila Grebenkova	RUS	6.500	8.900	..	15.400	0.775
5	95	Dasha Joura	AUS	6.400	8.850	..	15.250	0.925
6	100	Kristina Vaculik	CAN	5.900	8.875	..	14.775	1.400
7	97	Ashleigh Brennan	AUS	6.300	8.400	..	14.700	1.475
8	101	Xin Zhang	CHN	5.400	8.850	..	14.250	1.925

This web page was generated by [ProScore 4](#)™

2008 Pacific Rim Championships Finals

Floor Rankings

Women - SR

Competition III

Sunday, March 30

Rank	Num	Name	Country	A	B	ND	Floor	Out
1	128	Darlene Hill	USA	6.100	9.325	-.-	15.425	0.000
2	95	Dasha Joura	AUS	6.100	9.200	-.-	15.300	0.125
3	122	Anna Myzdrikova	RUS	6.300	8.750	-.-	15.050	0.375
4T	103	Qiushuang Huang	CHN	5.500	9.125	-.-	14.625	0.800
4T	129	Nastia Liukin	USA	6.100	8.625	-0.1	14.625	0.800
6	101	Xin Zhang	CHN	5.900	8.675	-.-	14.575	0.850
7	97	Ashleigh Brennan	AUS	6.000	8.650	-0.1	14.550	0.875
8	99	Nansy Damianova	CAN	5.500	9.025	-0.1	14.425	1.000

This web page was generated by [ProScore 4](#)™

2008 Pacific Rim Championships Finals

Floor Rankings

Men - JR

Competition III

Sunday, March 30

Rank	Num	Name	Country	A	B	ND	Floor	Out
1	45	Riku Munakata	JPN	6.300	9.275	-.-	15.575	0.000
2	47	Genki Takeshita	JPN	6.000	9.050	-.-	15.050	0.525
3	52	Igor Pachomenko	RUS	5.800	9.075	-.-	14.875	0.700
4	37	Zhanteng Liu	CHN	5.800	9.000	-.-	14.800	0.775
5	55	John Orozco	USA	5.600	9.050	-.-	14.650	0.925
6T	56	Glen Ishino	USA	5.200	9.375	-.-	14.575	1.000
6T	35	Anderson Loran	CAN	5.500	9.075	-.-	14.575	1.000
8	32	Luke Wadsworth	AUS	5.300	8.500	-0.1	13.700	1.875

This web page was generated by [ProScore 4](#)™

2008 Pacific Rim Championships Finals

Pommel Rankings

Men - JR

Competition III

Sunday, March 30

Rank	Num	Name	Country	A	B	ND	Pommel	Out
1	47	Genki Takeshita	JPN	5.300	9.300	---	14.600	0.000
2	52	Igor Pachomenko	RUS	5.300	9.075	---	14.375	0.225
3	30	Mathew Curtis	AUS	5.600	8.725	---	14.325	0.275
4	54	Danell Leyva	USA	5.400	8.225	---	13.625	0.975
5	37	Zhanteng Liu	CHN	4.800	8.550	---	13.350	1.250
6	56	Glen Ishino	USA	5.000	8.175	---	13.175	1.425
7	33	Jackson Payne	CAN	5.400	7.675	---	13.075	1.525
8	35	Anderson Loran	CAN	4.800	7.400	---	12.200	2.400

This web page was generated by [ProScore 4](#)™

2008 Pacific Rim Championships Finals

Rings Rankings

Men - JR

Competition III

Sunday, March 30

Rank	Num	Name	Country	A	B	ND	Rings	Out
1	37	Zhanteng Liu	CHN	6.400	8.725	---	15.125	0.000
2	46	Hiroyuki Imai	JPN	5.700	8.950	---	14.650	0.475
3	53	David Beliavsky	RUS	5.100	9.450	---	14.550	0.575
4	51	Nikita Ignatiev	RUS	5.800	8.675	---	14.475	0.650
5	36	Xuezhang Chen	CHN	5.400	9.025	---	14.425	0.700
6	56	Glen Ishino	USA	5.100	9.150	---	14.250	0.875
7	45	Riku Munakata	JPN	5.700	8.525	---	14.225	0.900
8	54	Danell Leyva	USA	5.600	8.525	---	14.125	1.000

This web page was generated by [ProScore 4](#)™

2008 Pacific Rim Championships Finals

Vault Rankings

Men - JR

Competition III

Sunday, March 30

Rank	Num	Name	Country	A	B	ND	Vault	Out
1	41	Wai Hung Shek	HKG	6.600	9.525	..	16.125	0.000
2	45	Riku Munakata	JPN	6.600	9.375	..	15.975	0.150
3	36	Xuezhang Chen	CHN	6.200	9.350	..	15.550	0.575
4	47	Genki Takeshita	JPN	6.200	9.275	..	15.475	0.650
5T	54	Danell Leyva	USA	6.200	9.225	..	15.425	0.700
5T	52	Igor Pachomenko	RUS	6.200	9.225	..	15.425	0.700
7	37	Zhanteng Liu	CHN	6.200	9.150	..	15.350	0.775
8	55	John Orozco	USA	6.200	8.550	..	14.750	1.375

This web page was generated by [ProScore 4](#)™

2008 Pacific Rim Championships Finals

P Bars Rankings

Men - JR

Competition III

Sunday, March 30

Rank	Num	Name	Country	A	B	ND	P Bars	Out
1	38	Lixiang Fang	CHN	6.600	8.850	..-	15.450	0.000
2	36	Xuezhang Chen	CHN	6.400	9.000	..-	15.400	0.050
3	54	Danell Leyva	USA	5.900	9.325	..-	15.225	0.225
4	47	Genki Takeshita	JPN	6.000	9.150	..-	15.150	0.300
5	44	Ryotaka Deguchi	JPN	5.900	8.975	..-	14.875	0.575
6	30	Mathew Curtis	AUS	5.400	9.225	..-	14.625	0.825
7	41	Wai Hung Shek	HKG	5.400	8.325	..-	13.725	1.725
8	55	John Orozco	USA	5.100	8.100	..-	13.200	2.250

This web page was generated by [ProScore 4](#)™

2008 Pacific Rim Championships Finals

H Bar Rankings

Men - JR

Competition III

Sunday, March 30

Rank	Num	Name	Country	A	B	ND	H Bar	Out
1	52	Igor Pachomenko	RUS	5.700	9.225	..	14.925	0.000
2	56	Glen Ishino	USA	5.700	9.050	..	14.750	0.175
3	47	Genki Takeshita	JPN	5.800	8.625	..	14.425	0.500
4	30	Mathew Curtis	AUS	5.300	9.100	..	14.400	0.525
5	51	Nikita Ignatiev	RUS	5.400	8.875	..	14.275	0.650
6T	33	Jackson Payne	CAN	5.500	8.725	..	14.225	0.700
6T	54	Danell Leyva	USA	5.900	8.325	..	14.225	0.700
8	44	Ryotaka Deguchi	JPN	5.900	7.075	..	12.975	1.950

This web page was generated by [ProScore 4](#)™

2008 Pacific Rim Championships Finals

Vault Rankings

Women - JR

Competition III

Sunday, March 30

Rank	Num	Name	Country	A	B	ND	Vault	Out
1	87	Rebecca Bross	USA	5.800	9.225	..	15.025	0.000
2	77	Erica Lynn Danko	JPN	5.800	9.000	..	14.800	0.225
3	65	Brittany Rogers	CAN	5.500	9.125	..	14.625	0.400
4	64	Charlotte Mackie	CAN	5.500	8.950	..	14.450	0.575
5	61	Emily Little	AUS	5.500	8.900	..	14.400	0.625
6	66	Jie Cui	CHN	5.000	9.225	..	14.225	0.800
7	88	Samantha Shapiro	USA	5.000	9.050	..	14.050	0.975
8	84	Viktoriya Komova	RUS	5.000	8.675	..	13.675	1.350

This web page was generated by [ProScore 4](#)™

2008 Pacific Rim Championships Finals

Bars Rankings

Women - JR

Competition III

Sunday, March 30

Rank	Num	Name	Country	A	B	ND	Bars	Out
1	88	Samantha Shapiro	USA	6.400	9.050	-.-	15.450	0.000
2	63	Peng-Peng Lee	CAN	6.000	8.925	-.-	14.925	0.525
3	65	Brittany Rogers	CAN	6.000	8.575	-.-	14.575	0.875
4	84	Viktoriya Komova	RUS	5.700	8.475	-.-	14.175	1.275
5	67	Wenli Guan	CHN	6.100	7.750	-.-	13.850	1.600
6	76	Akiho Sato	JPN	5.500	8.200	-.-	13.700	1.750
7	85	Violetta Malikova	RUS	5.600	7.075	-.-	12.675	2.775
8	87	Rebecca Bross	USA	2.900	3.950	-0.6	6.250	9.200

This web page was generated by [ProScore 4](#)™

2008 Pacific Rim Championships Finals

Beam Rankings

Women - JR

Competition III

Sunday, March 30

Rank	Num	Name	Country	A	B	ND	Beam	Out
1T	66	Jie Cui	CHN	6.700	9.325	..-	16.025	0.000
1T	87	Rebecca Bross	USA	6.800	9.225	..-	16.025	0.000
3	68	Ying Huang	CHN	6.800	9.125	..-	15.925	0.100
4	84	Viktoriya Komova	RUS	6.900	8.800	..-	15.700	0.325
5	88	Samantha Shapiro	USA	6.200	8.975	..-	15.175	0.850
6	64	Charlotte Mackie	CAN	6.000	8.650	..-	14.650	1.375
7	60	Britt Greeley	AUS	6.000	8.600	..-	14.600	1.425
8	65	Brittany Rogers	CAN	5.400	8.425	..-	13.825	2.200

This web page was generated by [ProScore 4](#)™

2008 Pacific Rim Championships Finals

Floor Rankings

Women - JR

Competition III

Sunday, March 30

Rank	Num	Name	Country	A	B	ND	Floor	Out
1	87	Rebecca Bross	USA	6.200	9.300	..	15.500	0.000
2T	86	Nailiya Mustafina	RUS	5.700	9.000	..	14.700	0.800
2T	75	Shizuka Tozawa	JPN	5.800	8.900	..	14.700	0.800
4	63	Peng-Peng Lee	CAN	5.700	8.975	-0.1	14.575	0.925
5	68	Ying Huang	CHN	5.400	9.150	..	14.550	0.950
6	64	Charlotte Mackie	CAN	5.600	8.675	..	14.275	1.225
7	84	Viktoriya Komova	RUS	5.900	8.100	..	14.000	1.500
8	88	Samantha Shapiro	USA	5.800	7.650	..	13.450	2.050

This web page was generated by [ProScore 4](#)™