

Virtus Live Score Sheet

Team: **Stanford University**
 DATE: **4/2/2022 @ 4PM PT**

Vs

Team: **University of California, Berkeley**
 SITE: **Stanford, CA, Burnham Pavilion**

Stanford University									
Rotation 1	Name	Difficulty	Execution	E1	E2	ND	SB	Score	
FLOOR	1	Khoi Young	5.7	7.75	2.2	2.3	0.3	0.0	13.150
	2	Colt Walker	5.9	8.80	1.7	1.2	0.0	0.0	14.700
	3	Riley Loos	5.7	8.75	1.3	1.2	0.0	0.0	14.450
	4	Brody Malone	5.3	9.20	0.8	0.8	0.0	0.0	14.500
	5	Bryan Perla	5.6	9.10	0.8	1.0	0.0	0.1	14.800
6									
FLOOR SCORE:			71.600	RUNNING TOTAL:			71.600		

Rotation 2	Name	Difficulty	Execution	E1	E2	ND	SB	Score	
POMMEL HORSE	1	Blake Sun	5.1	8.95	1.0	1.1	0.0	0.0	14.050
	2	Ian Gunther	5.2	7.80	2.3	2.1	0.0	0.0	13.000
	3	Taylor Burkhardt	5.1	8.50	1.4	1.6	0.0	0.0	13.600
	4	Brody Malone	5.6	8.40	1.5	1.7	0.0	0.0	14.000
	5	Khoi Young	6.1	8.50	1.4	1.6	0.0	0.0	14.600
6									
POMMEL HORSE SCORE:			69.250	RUNNING TOTAL:			140.850		

Rotation 3	Name	Difficulty	Execution	E1	E2	ND	SB	Score	
STILL RINGS	1	Mark Beraga	5.2	9.00	1.0	1.0	0.0	0.1	14.300
	2	Taylor Burkhardt	4.9	8.55	1.6	1.3	0.0	0.0	13.450
	3	Ian Gunther	5.4	9.30	0.7	0.7	0.0	0.0	14.700
	4	Brody Malone	5.6	8.80	1.1	1.3	0.0	0.0	14.400
	5	Thomas Lee	5.7	8.55	1.6	1.3	0.0	0.0	14.250
6									
STILL RINGS SCORE:			71.100	RUNNING TOTAL:			211.950		

Rotation 4	Name	Difficulty	Execution	E1	E2	ND	SB	Score	
VAULT	1	Curran Phillips	5.2	9.40	0.6	0.6	0.0	0.0	14.600
	2	Taylor Burkhardt	5.4	9.35	0.7	0.6	0.0	0.1	14.850
	3	Khoi Young	5.6	9.15	0.8	0.9	0.0	0.0	14.750
	4	Zach Martin	5.2	9.35	0.7	0.6	0.0	0.0	14.550
	5	Bryan Perla	5.2	9.50	0.5	0.5	0.0	0.1	14.800
6	Brody Malone	5.2	9.35	0.6	0.0	0.0	0.0	14.550	
VAULT SCORE:			73.550	RUNNING TOTAL:			285.500		

Rotation 5	Name	Difficulty	Execution	E1	E2	ND	SB	Score	
PARALLEL BARS	1	Ian Lasic-Ellis	5.6	8.00	2.0	2.0	0.0	0.0	13.600
	2	Colt Walker	6.0	8.90	1.2	1.0	0.0	0.0	14.900
	3	Brody Malone	5.8	7.55	2.4	2.5	0.0	0.0	13.350
	4	Curran Phillips	6.7	7.75	2.3	2.2	0.0	0.0	14.450
	5	Blake Sun	5.5	7.50	2.4	2.6	0.0	0.0	13.000
6									
PARALLEL BARS SCORE:			69.300	RUNNING TOTAL:			354.800		

Rotation 6	Name	Difficulty	Execution	E1	E2	ND	SB	Score	
HORIZONTAL BAR	1	JR Chou	4.9	8.35	1.7	1.6	0.0	0.1	13.350
	2	Colt Walker	5.3	8.20	1.7	1.9	0.0	0.0	13.500
	3	Brody Malone	6.3	8.85	1.2	1.1	0.0	0.0	15.150
	4	Taylor Burkhardt	4.9	8.65	1.3	1.4	0.0	0.0	13.550
	5	Ian Gunther	4.8	9.10	0.9	0.9	0.0	0.0	13.900
6									
HORIZONTAL BAR SCORE:			69.450	FINAL TEAM SCORE:			424.250		

University of California, Berkeley									
Rotation 1	Name	Difficulty	Execution	E1	E2	ND	SB	Score	
FLOOR	1	Collin Cunane	4.8	8.80	1.2	1.2	0.0	0.1	13.700
	2	David Rauchwenger	4.5	8.65	1.3	1.4	0.0	0.1	13.250
	3	Noah Newfeld	4.9	8.00	2.0	2.0	0.0	0.0	12.900
	4	Kyle Abe	4.9	7.80	2.3	2.1	0.0	0.0	12.700
	5	Yu-Chen Lee	5.2	8.65	1.3	1.4	0.0	0.0	13.850
6									
FLOOR SCORE:			66.400	RUNNING TOTAL:			66.400		

Rotation 2	Name	Difficulty	Execution	E1	E2	ND	SB	Score	
POMMEL HORSE	1	Caleb Rickard	4.5	6.75	3.3	3.2	0.0	0.0	11.250
	2	Noah Newfeld	4.7	8.05	2.0	1.9	0.0	0.0	12.750
	3	Noah Sano	4.6	7.85	2.3	2.0	0.0	0.0	12.450
	4	Aidan Li	5.4	6.85	3.3	3.0	0.0	0.0	12.250
	5	Will Lavanakul	5.3	7.30	2.8	2.6	0.0	0.0	12.600
6									
POMMEL HORSE SCORE:			61.300	RUNNING TOTAL:			127.700		

Rotation 3	Name	Difficulty	Execution	E1	E2	ND	SB	Score	
STILL RINGS	1	Landon Wu	4.4	8.65	1.5	1.2	0.0	0.1	13.150
	2	Kyle Abe	4.6	8.15	2.0	1.7	0.0	0.1	12.850
	3	Chris Scates	4.5	8.75	1.2	1.3	0.0	0.0	13.250
	4	Noah Newfeld	4.6	8.35	1.8	1.5	0.0	0.0	12.950
	5	Yu-Chen Lee	4.8	7.85	2.2	2.1	0.0	0.0	12.650
6									
STILL RINGS SCORE:			64.850	RUNNING TOTAL:			192.550		

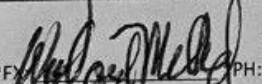

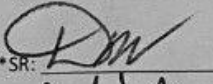
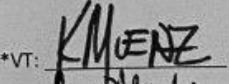
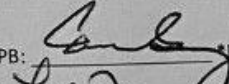
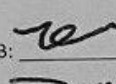
Rotation 4	Name	Difficulty	Execution	E1	E2	ND	SB	Score	
VAULT	1	Jelani Sweet	4.8	9.20	0.8	0.8	0.0	0.0	14.000
	2	David Rauchwenger	4.8	8.80	1.2	1.2	0.3	0.0	13.300
	3	Yu-Chen Lee	4.8	9.10	0.9	0.9	0.0	0.1	14.000
	4	Kyle Abe	5.2	7.95	2.0	2.1	0.0	0.0	13.150
	5	Caleb Rickard	5.2	9.30	0.7	0.7	0.0	0.0	14.500
6									
VAULT SCORE:			68.950	RUNNING TOTAL:			261.500		

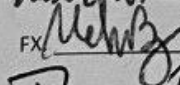
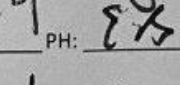
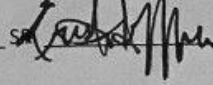
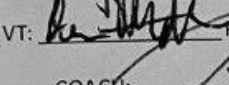
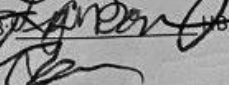
Rotation 5	Name	Difficulty	Execution	E1	E2	ND	SB	Score	
PARALLEL BARS	1	Landon Wu	4.6	8.40	1.5	1.7	0.0	0.0	13.000
	2	Seth Omelas	4.6	7.95	1.9	2.2	0.0	0.0	12.550
	3	Caleb Rickard	4.4	8.35	1.5	1.8	0.0	0.0	12.750
	4	Noah Newfeld	5.1	8.55	1.5	1.4	0.0	0.0	13.650
	5	Yu-Chen Lee	4.9	8.50	1.4	1.6	0.0	0.0	13.400
6									
PARALLEL BARS SCORE:			65.350	RUNNING TOTAL:			326.850		

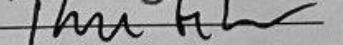

Rotation 6	Name	Difficulty	Execution	E1	E2	ND	SB	Score	
HORIZONTAL BAR	1	Collin Cunane	4.6	8.55	1.5	1.4	0.0	0.1	13.250
	2	Landon Wu	4.1	8.90	1.1	1.1	0.0	0.0	13.000
	3	Noah Newfeld	4.2	8.70	1.2	1.4	0.0	0.1	13.000
	4	Yu-Chen Lee	4.0	8.80	1.1	1.3	0.0	0.1	12.900
	5	Caleb Rickard	4.2	9.10	1.0	0.8	0.0	0.1	13.400
6									
HORIZONTAL BAR SCORE:			65.550	FINAL TEAM SCORE:			392.400		

All-Around Scores							
	Taylor Burkhardt	Brody Malone					
FLOOR EXERCISE	13.900	14.500					
POMMEL HORSE	13.600	14.000					
STILL RINGS	13.450	14.400					
VAULT	14.850	14.550					
PARALLEL BARS	14.400	13.350					
HORIZONTAL BAR	13.550	15.150					
ALL-AROUND	83.750	85.950	0.000	0.000	0.000	0.000	0.000

All-Around Scores							
FLOOR EXERCISE							
POMMEL HORSE							
STILL RINGS							
VAULT							
PARALLEL BARS							
HORIZONTAL BAR							
ALL-AROUND	0.000	0.000	0.000	0.000	0.000	0.000	0.000

Judges' Signatures: *FX:  PH:  *SR:  *VT:  *PB:  *HB: 

*Head Judges: FX:  PH:  *VT:  *PB:  *HB: 

COACH:  COACH: 

Virtius Live Score Sheet

Team: **United States Air Force Academy**

Vs

Team: **University of Oklahoma**

DATE: **4/2/2022 @ 4PM PT**

SITE: **Stanford, CA, Burnham Pavilion**

United States Air Force Academy								
Rotation 1	Name	Difficulty	Execution	E1	E2	ND	SB	Score
FLOOR	1 Erich Upton	5.1	8.40	1.7	1.5	0.0	0.0	13.500
	2 Sam Metzler	5.0	8.05	2.1	1.8	0.0	0.0	13.050
	3 Jake Sampier	5.1	8.95	1.1	1.0	0.0	0.0	14.050
	4 Garrett Braunton	4.7	9.30	0.7	0.7	0.0	0.0	14.000
	5 Collin Hickey	5.7	7.80	2.3	2.1	0.0	0.0	13.500
	6							
FLOOR SCORE:		68.100		RUNNING TOTAL:		68.100		

Rotation 2	Name	Difficulty	Execution	E1	E2	ND	SB	Score
POMMEL HORSE	1 Noah Everett	4.4	8.50	1.5	1.5	0.0	0.0	12.900
	2 Oliver Zavel	4.8	7.60	2.3	2.5	0.0	0.0	12.400
	3 Bryan Woffinden	4.9	7.65	2.3	2.4	0.0	0.0	12.550
	4 Jacob Becchetti	4.3	8.35	1.7	1.6	0.0	0.0	12.650
	5 Garrett Braunton	5.0	8.05	2.0	1.9	0.0	0.0	13.050
	6							
POMMEL HORSE SCORE:		63.550		RUNNING TOTAL:		131.650		

Rotation 3	Name	Difficulty	Execution	E1	E2	ND	SB	Score
STILL RINGS	1 Erich Upton	4.3	8.55	1.6	1.3	0.0	0.0	12.850
	2 Charlie Miles	3.9	8.00	1.9	2.1	0.0	0.0	11.900
	3 Troy Jenkins	4.1	7.55	2.6	2.3	0.0	0.0	11.650
	4 Oliver Zavel	4.4	8.65	1.5	1.2	0.0	0.1	13.150
	5 Garrett Braunton	5.0	8.65	1.3	1.4	0.0	0.0	13.650
	6							
STILL RINGS SCORE:		63.200		RUNNING TOTAL:		194.850		

Rotation 4	Name	Difficulty	Execution	E1	E2	ND	SB	Score
VAULT	1 Bryan Woffinden	4.8	9.05	0.9	1.0	0.0	0.0	13.850
	2 Beckett Andersen	4.4	8.85	1.2	1.1	0.1	0.0	13.150
	3 Erich Upton	4.8	8.95	1.0	1.1	0.0	0.1	13.850
	4 Garrett Braunton	4.8	9.05	1.0	0.9	0.0	0.0	13.850
	5 Collin Hickey	5.2	8.80	1.2	1.2	0.0	0.0	14.000
	6							0.000
VAULT SCORE:		68.700		RUNNING TOTAL:		263.550		

Rotation 5	Name	Difficulty	Execution	E1	E2	ND	SB	Score
PARALLEL BARS	1 Erich Upton	4.5	9.00	1.1	0.9	0.0	0.0	13.500
	2 Bryan Woffinden	4.3	8.25	1.7	1.8	0.0	0.0	12.550
	3 Garrett Braunton	5.1	7.75	2.1	2.4	0.0	0.0	12.850
	4 Noah Everett	4.9	8.35	1.8	1.5	0.0	0.0	13.250
	5 Oliver Zavel	5.0	7.90	2.1	2.1	0.0	0.0	12.900
	6							
PARALLEL BARS SCORE:		65.050		RUNNING TOTAL:		328.600		

Rotation 6	Name	Difficulty	Execution	E1	E2	ND	SB	Score
HORIZONTAL BAR	1 Erich Upton	4.1	7.80	2.0	2.4	0.0	0.0	11.900
	2 Bryan Woffinden	3.6	7.55	2.4	2.5	0.0	0.0	11.150
	3 Charlie Miles	4.2	6.20	3.7	3.9	0.0	0.0	10.400
	4 Oliver Zavel	4.8	8.80	1.2	1.2	0.0	0.0	13.600
	5 Garrett Braunton	4.7	7.70	2.3	2.3	0.0	0.0	12.400
	6							
HORIZONTAL BAR SCORE:		59.450		FINAL TEAM SCORE:		388.050		

University of Oklahoma								
Rotation 1	Name	Difficulty	Execution	E1	E2	ND	SB	Score
FLOOR	1 Emre Dodanlı	5.2	9.10	0.9	0.9	0.0	0.0	14.300
	2 Jack Freeman	5.4	8.50	1.4	1.6	0.0	0.0	13.900
	3 Fuzzy Benas	5.5	9.10	0.8	1.0	0.0	0.1	14.700
	4 Spencer Goodell	5.4	9.05	1.0	0.9	0.0	0.0	14.450
	5 Vitaliy Guimaraes	5.5	8.55	1.4	1.5	0.0	0.0	14.050
	6							
FLOOR SCORE:		71.400		RUNNING TOTAL:		71.400		

Rotation 2	Name	Difficulty	Execution	E1	E2	ND	SB	Score
POMMEL HORSE	1 Alan Camillus	4.9	8.55	1.5	1.4	0.0	0.0	13.450
	2 Braden Collier	5.5	8.15	2.0	1.7	0.0	0.0	13.650
	3 Vitaliy Guimaraes	5.2	8.85	1.1	1.2	0.0	0.0	14.050
	4 Raydel Gamboa	5.0	8.55	1.4	1.5	0.0	0.0	13.550
	5 Zach Nunez	5.2	9.00	1.0	1.0	0.0	0.0	14.200
	6							
POMMEL HORSE SCORE:		68.900		RUNNING TOTAL:		140.300		

Rotation 3	Name	Difficulty	Execution	E1	E2	ND	SB	Score
STILL RINGS	1 Daniel Simmons	4.5	8.55	1.6	1.3	0.0	0.0	13.050
	2 Alan Camillus	5.0	8.75	1.4	1.1	0.0	0.1	13.850
	3 Vitaliy Guimaraes	4.6	9.15	0.9	0.8	0.0	0.1	13.850
	4 Fuzzy Benas	4.9	9.10	0.9	0.9	0.0	0.0	14.000
	5 Spencer Goodell	5.1	8.45	1.7	1.4	0.0	0.0	13.550
	6							
STILL RINGS SCORE:		68.300		RUNNING TOTAL:		208.600		

Rotation 4	Name	Difficulty	Execution	E1	E2	ND	SB	Score
VAULT	1 Emre Dodanlı	5.2	8.20	1.9	1.7	0.0	0.0	13.400
	2 Vitaliy Guimaraes	4.8	9.65	0.4	0.3	0.0	0.1	14.550
	3 Daniel Simmons	5.2	9.20	0.8	0.8	0.0	0.0	14.400
	4 Josh Corona	5.2	9.30	0.7	0.7	0.0	0.0	14.500
	5 Fuzzy Benas	5.2	9.55	0.4	0.5	0.0	0.1	14.850
	6							
VAULT SCORE:		71.700		RUNNING TOTAL:		280.300		

Rotation 5	Name	Difficulty	Execution	E1	E2	ND	SB	Score
PARALLEL BARS	1 Zach Nunez	4.8	8.55	1.6	1.3	0.0	0.1	13.450
	2 Spencer Goodell	4.8	8.85	1.1	1.2	0.0	0.0	13.650
	3 Vitaliy Guimaraes	4.8	8.90	1.0	1.2	0.0	0.0	13.700
	4 Raydel Gamboa	4.7	9.10	0.8	1.0	0.0	0.1	13.900
	5 Fuzzy Benas	5.3	8.80	1.3	1.1	0.0	0.0	14.100
	6							
PARALLEL BARS SCORE:		68.800		RUNNING TOTAL:		349.100		

Rotation 6	Name	Difficulty	Execution	E1	E2	ND	SB	Score
HORIZONTAL BAR	1 Vitaliy Guimaraes	4.5	8.40	1.5	1.7	0.0	0.0	12.900
	2 Raydel Gamboa	5.2	8.90	1.1	1.1	0.0	0.1	14.200
	3 Cesar Gracia	4.6	8.70	1.3	1.3	0.0	0.1	13.400
	4 Fuzzy Benas	5.3	8.25	1.8	1.7	0.0	0.0	13.550
	5 Jack Freeman	5.5	8.65	1.3	1.4	0.0	0.0	14.150
	6							
HORIZONTAL BAR SCORE:		68.200		FINAL TEAM SCORE:		417.300		

All-Around Scores

	Garrett Braunton						
FLOOR EXERCISE	14.000						
POMMEL HORSE	13.050						
STILL RINGS	13.650						
VAULT	13.850						
PARALLEL BARS	12.850						
HORIZONTAL BAR	12.400						
ALL-AROUND	79.800	8.000	0.000	0.000	0.000	0.000	0.000

All-Around Scores

	Fuzzy Benas	Vitaliy Guimaraes					
FLOOR EXERCISE	14.700	14.050					
POMMEL HORSE	13.500	14.050					
STILL RINGS	14.000	13.850					
VAULT	14.850	14.550					
PARALLEL BARS	14.100	13.700					
HORIZONTAL BAR	13.550	12.900					
ALL-AROUND	84.700	83.100	0.000	0.000	0.000	0.000	0.000

Judges' Signatures

*FX:  PH: 

*SR: 

*VT: 

*PB: 

*HB: 

*Head Judges

FX:  PH: 

SR: 

VT: 

PB: 

HB: 

COACH: 

COACH: 