







2022 Mens Dev Program East Championships

Meet Results

Apr 29 - May 1, 2022

Rank	Num	Name	Gym	Diff							AA
1	651	Johnny Kesselman	United Gymnastix	Diff: 3.600	3.200	3.000	2.800	3.700	2.200		
				Exec: 8.950	8.250	7.950	9.300	9.100	8.400		
				ND: -0.300		-0.300					
				Final: 12.250	11.450	10.650	12.100	12.800	10.600	69.850	1
				Place: 4T	3T	11	1	3	10		
2	591	Jay Watkins	Premier Athletics KN	Diff: 3.600	3.900	3.400	2.800	3.700	3.300		
				Exec: 7.350	8.100	7.400	8.750	9.250	8.050		
				ND:		-0.300					
				Final: 10.950	12.000	10.500	11.550	12.950	11.350	69.300	2
				Place: 18T	1	12T	2T	2	2		
3	621	Xavier Derienzo	Hanover Gymnastics	Diff: 3.500	2.600	3.300	2.400	3.500	2.600		
				Exec: 8.600	7.900	8.000	8.950	9.600	8.250		
				ND:							
				Final: 12.100	10.500	11.300	11.350	13.100	10.850	69.200	3
				Place: 8*	10T	3T	6*	1	6		
4	812	Zaiden Kyte	GymTek Academy	Diff: 3.700	2.600	2.200	2.400	3.000	2.200		
				Exec: 8.550	7.700	9.200	8.900	8.950	8.900		
				ND:		-0.300					
				Final: 12.250	10.300	11.100	11.300	11.950	11.100	68.000	4
				Place: 4T	12	5	10*	11	3T		
5	767	Lincoln Dubin	Centre Elite Gym	Diff: 3.900	2.700	2.300	2.400	3.100	2.200		
				Exec: 8.850	7.450	8.900	9.050	9.100	7.700		
				ND:		-0.300	-0.100				
				Final: 12.750	10.150	10.900	11.350	12.200	9.900	67.250	5
				Place: 1	13	8	6*	7T	16		
6	699	Iann Lemus	Premier Gym Academy	Diff: 3.500	2.400	2.300	2.400	3.000	2.700		
				Exec: 8.150	8.450	8.150	9.100	9.300	8.300		
				ND:	-0.300	-0.300	-0.100				
				Final: 11.650	10.550	10.150	11.400	12.300	11.000	67.050	6
				Place: 15	9	19	5	5	5		
7	580	Jonah McPeak	Troy Gymnastics	Diff: 3.000	2.400	2.300	1.600	2.500	1.900		
				Exec: 9.150	8.650	9.000	9.000	9.300	8.500		
				ND:	-0.300	-0.300					
				Final: 12.150	10.750	11.000	10.600	11.800	10.400	66.700	7
				Place: 6T	6	6T	21	13	11T		
8	696	Louie Diab	Premier Gym Academy	Diff: 3.700	2.400	2.000	2.400	3.100	2.200		
				Exec: 8.450	8.550	8.200	8.750	9.150	8.200		
				ND:	-0.300	-0.300					
				Final: 12.150	10.650	9.900	11.150	12.250	10.400	66.500	8
				Place: 6T	7T	21	12T	6	11T		
9	724	Morgan Szpak	Lakeshore Academy	Diff: 4.000	2.600	3.800	2.400	3.100	2.700		
				Exec: 8.500	6.750	8.400	9.100	6.950	8.400		
				ND:	-0.300						
				Final: 12.500	9.050	12.200	11.500	10.050	11.100	66.400	9
				Place: 2	18	1	4	22	3T		
10	672	Maks Puzenko	LaFleur's Tampa	Diff: 3.500	2.600	3.000	2.400	3.000	2.800		
				Exec: 8.500	8.850	7.700	8.900	9.200	6.150		
				ND:		-0.300					
				Final: 12.000	11.450	10.400	11.300	12.200	8.950	66.300	10
				Place: 11	3T	15	10*	7T	21		
11	622	Michael Munufie	Hanover Gymnastics	Diff: 3.300	2.900	3.600	2.400	2.600	2.800		
				Exec: 8.500	7.600	7.400	7.650	8.050	8.750		
				ND:							
				Final: 11.800	10.500	11.000	10.050	10.650	11.550	65.550	11
				Place: 12*	10T	6T	23	21	1		







2022 Mens Dev Program East Championships

Meet Results

Men / 9 / Youth A

Session: 03







Apr 29 - May 1, 2022

Rank	Num	Name	Gym	Diff							AA
12	772	Max Nizza	Meadowlands Gym Acad	Diff: 3.300	1.800	3.000	2.200	2.900	1.900		
				Exec: 8.500	7.750	8.600	8.800	9.500	8.400		
				ND: _____	-1.000	-0.300	_____	_____	_____		
				Final: 11.800	8.550	11.300	11.000	12.400	10.300	65.350	
				Place: 12*	21	3T	17	4	13	12	
13T	753	James Sassine	NEAG- Marlborough	Diff: 3.400	2.200	3.000	2.400	3.200	2.400		
				Exec: 8.300	7.600	7.000	8.700	8.900	8.400		
				ND: -0.100	_____	-0.300	_____	_____	_____		
				Final: 11.600	9.800	9.700	11.100	12.100	10.800	65.100	
				Place: 16	14	23	14T	9T	7	13T	
13T	714	Nico Miano	Brestyan's	Diff: 3.600	2.500	3.000	2.400	3.300	3.300		
				Exec: 7.050	8.350	7.750	8.950	8.800	6.400		
				ND: _____	_____	-0.300	_____	_____	_____		
				Final: 10.650	10.850	10.450	11.350	12.100	9.700	65.100	
				Place: 21	5	14	6*	9T	18	13T	
15	804	Grant Kizy	Sterling Gym Acad	Diff: 3.500	2.900	2.300	2.200	3.300	2.400		
				Exec: 8.600	8.050	8.350	8.950	7.950	7.050		
				ND: _____	-0.300	-0.300	_____	_____	_____		
				Final: 12.100	10.650	10.350	11.150	11.250	9.450	64.950	
				Place: 8*	7T	16	12T	18	19	15	
16	620	Parker Deitch	Hanover Gymnastics	Diff: 3.300	2.400	2.700	2.400	2.700	3.100		
				Exec: 7.650	6.900	7.800	8.650	9.000	7.550		
				ND: _____	_____	_____	_____	_____	_____		
				Final: 10.950	9.300	10.500	11.050	11.700	10.650	64.150	
				Place: 18*	15	12T	16	14	8T	16	
17	815	West Fowler	Pahndale Perfection	Diff: 4.100	3.200	3.000	4.000	3.700	3.200		
				Exec: 8.250	6.000	7.250	7.550	8.200	5.850		
				ND: _____	_____	-0.300	_____	_____	_____		
				Final: 12.350	9.200	9.950	11.550	11.900	9.050	64.000	
				Place: 3	16T	20	2T	12	20	17	
18	765	Brenham Covert	FLipSpot Gymnastics	Diff: 3.400	2.700	2.600	2.400	2.800	2.200		
				Exec: 8.700	6.050	8.000	9.050	8.850	7.600		
				ND: _____	_____	-0.300	-0.100	_____	_____		
				Final: 12.100	8.750	10.300	11.350	11.650	9.800	63.950	
				Place: 8T	20	17T	6*	15	17	18	
19	703	Kenneth Watkiss	Premier Gym Academy	Diff: 2.600	3.900	2.800	1.600	2.800	1.700		
				Exec: 8.000	8.000	8.900	9.100	8.600	5.850		
				ND: _____	_____	-0.300	_____	_____	_____		
				Final: 10.600	11.900	11.400	10.700	11.400	7.550	63.550	
				Place: 22	2	2	19T	16T	23	19	
20	697	Carter Glenn	Premier Gym Academy	Diff: 3.300	2.400	2.100	2.200	2.700	2.200		
				Exec: 8.100	7.100	8.500	8.900	8.500	8.050		
				ND: _____	-0.300	-0.300	_____	_____	_____		
				Final: 11.400	9.200	10.300	11.100	11.200	10.250	63.450	
				Place: 17	16T	17T	14T	19	14	20	
21	603	Jackson Hosking	SIGS Sportsplex	Diff: 3.300	2.800	3.000	2.200	2.700	2.000		
				Exec: 7.650	6.500	7.100	8.600	8.700	8.200		
				ND: _____	-0.300	-0.300	_____	_____	_____		
				Final: 10.950	9.000	9.800	10.800	11.400	10.200	62.150	
				Place: 18*	19	22	18	16T	15	21	
22	813	Ben Redmon	GymTek Academy	Diff: 3.400	2.500	2.200	2.200	3.100	2.200		
				Exec: 5.800	4.900	8.900	8.550	6.800	8.450		
				ND: _____	-0.300	-0.300	-0.300	_____	_____		
				Final: 9.200	7.100	10.800	10.450	9.900	10.650	58.100	
				Place: 23	22	9	22	23	8T	22	

2022 Mens Dev Program East Championships

Meet Results







Apr 29 - May 1, 2022

Rank	Num	Name	Gym							AA
23	773	Leon Ovnanian	Meadowlands Gym Acad	Diff: 3.400	1.800	1.900	2.200	2.700	2.000	
				Exec: 8.350	4.250	9.150	8.600	8.300	5.600	
				ND: _____	-1.300	-0.300	-0.100	_____	_____	
				Final: 11.750	4.750	10.750	10.700	11.000	7.600	56.550
				Place: 14	23	10	19T	20	22	23

2022 Mens Dev Program East Championships

Meet Results







Apr 29 - May 1, 2022

Rank	Num	Name	Gym	Diff							AA
1	662	Jacob Fitscher	Stumpf's Gymnastics	Diff: 3.500	2.700	3.300	3.200	3.000	2.500		
				Exec: 8.900	8.400	8.450	9.000	9.000	7.800		
				ND:							
				Final: 12.400	11.100	11.750	12.200	12.000	10.300	69.750	
				Place: 2	2	1	1	9	7	1	
2	825	Levi VanBeynen	Empowered Athletics	Diff: 3.700	3.300	3.200	2.400	3.000	3.100		
				Exec: 8.350	7.950	7.300	8.900	9.200	7.450		
				ND:							
				Final: 12.050	11.250	10.500	11.300	12.200	10.550	67.850	
				Place: 5	1	7*	4*	6	3T	2	
3	650	Blake Freyman	United Gymnastix	Diff: 3.500	3.100	2.600	2.400	3.400	2.400		
				Exec: 8.850	7.850	8.550	8.900	8.050	8.150		
				ND:			-0.100				
				Final: 12.350	10.950	11.150	11.200	11.450	10.550	67.650	
				Place: 3	4	3	7	13	3T	3	
4	733	Landry Grey	Interactive Acad	Diff: 3.400	2.900	2.400	2.200	3.300	2.200		
				Exec: 8.350	7.750	8.200	9.100	9.000	9.000		
				ND:		-0.300					
				Final: 11.750	10.650	10.300	11.300	12.300	11.200	67.500	
				Place: 8	7T	13	4T	5	2	4	
5	643	Milo Anderson	Bright Raven Gym	Diff: 3.500	2.900	2.300	2.400	2.800	2.800		
				Exec: 8.750	6.800	8.750	9.100	9.050	8.450		
				ND:		-0.300					
				Final: 12.250	9.700	10.750	11.500	11.850	11.250	67.300	
				Place: 4	11	5	2	10	1	5	
6	594	Koen Sustersic	Gymnastics World	Diff: 3.200	2.400	3.100	2.200	3.000	2.200		
				Exec: 8.100	8.550	7.650	8.650	9.500	8.200		
				ND:	-0.300	-0.300					
				Final: 11.300	10.650	10.450	10.850	12.500	10.400	66.150	
				Place: 16T	7T	10T	13	2*	5*	6	
7	900	Maxim Vinokur	Hocking Valley Gym	Diff: 3.600	3.200	3.100	2.400	3.300	2.500		
				Exec: 7.800	5.550	8.750	8.700	9.500	7.650		
				ND:		-0.300					
				Final: 11.400	8.750	11.550	11.100	12.800	10.150	65.750	
				Place: 12T	16	2	8	1	8	7	
8	583	Jeremy Shelton	World Class- IL	Diff: 3.400	3.200	3.300	2.400	3.200	2.200		
				Exec: 8.000	7.850	6.400	9.000	8.850	7.900		
				ND:							
				Final: 11.400	11.050	9.700	11.400	12.050	10.100	65.700	
				Place: 12T	3	18	3	8	9	8	
9	610	Zachary Ippolito	Rochester GA	Diff: 4.000	2.800	2.300	2.800	3.000	2.600		
				Exec: 8.650	6.350	8.700	7.500	9.500	7.400		
				ND:	-0.300	-0.300					
				Final: 12.650	8.850	10.700	10.300	12.500	10.000	65.000	
				Place: 1	15	6	18T	2*	10T	9	
10	700	Lance Perino	Premier Gym Academy	Diff: 3.300	2.400	2.100	2.200	2.600	1.900		
				Exec: 8.350	8.600	8.700	8.850	8.750	8.050		
				ND:	-0.300	-0.300					
				Final: 11.350	10.700	10.500	11.050	11.350	9.950	64.900	
				Place: 14T	5T	7T	9	14	12	10	
11	593	Alex Killian	Gymnastics World	Diff: 3.600	2.400	3.000	2.400	2.900	2.200		
				Exec: 7.750	7.400	7.200	8.550	9.550	8.200		
				ND:	-0.300	-0.300					
				Final: 11.350	9.500	9.900	10.950	12.450	10.400	64.550	
				Place: 14T	14	16	11	4	5*	11	

2022 Mens Dev Program East Championships

Meet Results







Apr 29 - May 1, 2022

Rank	Num	Name	Gym							AA
12	565	Michael Vincic	Lga	Diff: 2.900	2.600	2.300	1.600	2.700	1.900	
				Exec: 8.350	7.700	8.450	9.200	9.000	8.100	
				ND: _____	_____	-0.300	_____	_____	_____	
				Final: 11.250	10.300	10.450	10.800	11.700	10.000	64.500
				Place: 18	9	10T	14	11	10T	12
13	722	Phoenix Harris	Gym Force Gym	Diff: 3.300	2.400	2.300	2.400	2.800	1.900	
				Exec: 8.300	7.150	7.600	8.900	8.300	7.950	
				ND: _____	_____	-0.300	_____	_____	_____	
				Final: 11.600	9.550	9.600	11.300	11.100	9.850	63.000
				Place: 9	13	19	4*	15T	13	13
14	698	Kellen Johnson	Premier Gym Academy	Diff: 3.000	2.400	2.200	1.600	2.600	1.900	
				Exec: 8.500	8.050	8.250	9.150	8.500	7.600	
				ND: -0.300	-0.300	-0.300	_____	_____	_____	
				Final: 11.200	10.150	10.150	10.750	11.100	9.500	62.850
				Place: 19T	10	15	15*	15T	15T	14
15	616	Hayden McCormack	Let It Shine Gym	Diff: 3.400	2.500	3.000	2.200	2.700	2.200	
				Exec: 7.900	8.200	7.550	8.700	9.400	5.100	
				ND: _____	_____	-0.300	_____	_____	_____	
				Final: 11.300	10.700	10.250	10.900	12.100	7.300	62.550
				Place: 16T	5T	14	12	7	19	15
16	780	Jackson Barker	G-Force	Diff: 3.200	2.400	3.300	2.200	2.700	1.900	
				Exec: 8.750	6.150	5.900	7.950	8.800	7.650	
				ND: _____	_____	_____	_____	_____	_____	
				Final: 11.950	8.550	9.200	10.150	11.500	9.550	60.900
				Place: 6	18	21	20	12	14	16
17	618	James Vey	Rebounders- MD	Diff: 3.600	2.800	3.200	2.200	3.400	2.400	
				Exec: 7.600	6.400	7.300	8.800	7.200	6.850	
				ND: _____	-1.300	_____	_____	_____	_____	
				Final: 11.200	7.900	10.500	11.000	10.600	9.250	60.450
				Place: 19T	19	7*	10	18	18	17
18	658	Brody Bratland	Thames Valley	Diff: 2.800	2.400	2.900	2.200	2.300	2.800	
				Exec: 7.350	8.250	7.250	7.850	8.400	6.700	
				ND: _____	-1.000	-0.300	_____	_____	_____	
				Final: 10.150	9.650	9.850	10.050	10.700	9.500	59.900
				Place: 21	12	17	21	17	15T	18
19	561	Isaac Critchfield	Legacy- KY	Diff: 2.700	2.400	2.200	2.200	2.600	2.200	
				Exec: 8.800	5.450	9.000	8.200	7.150	7.300	
				ND: _____	_____	-0.300	-0.100	_____	_____	
				Final: 11.500	7.850	10.900	10.300	9.750	9.500	59.800
				Place: 11	20	4	18T	19	15T	19
20	691	David Futeran	Hotshots Gymnastics	Diff: 3.000	1.800	2.000	1.600	2.100	0.000	
				Exec: 8.850	6.850	8.700	9.150	7.500	0.000	
				ND: _____	_____	-0.300	_____	_____	_____	
				Final: 11.850	8.650	10.400	10.750	9.600	0.000	51.250
				Place: 7	17	12	15*	21	20*	20
21	605	Liam Slotten	SIGS Sportsplex	Diff: 3.100	1.900	1.900	1.600	1.900	0.000	
				Exec: 8.450	4.750	7.850	8.900	7.750	0.000	
				ND: _____	_____	-0.300	_____	_____	_____	
				Final: 11.550	6.650	9.450	10.500	9.650	0.000	47.800
				Place: 10	21	20	17	20	20*	21

2022 Mens Dev Program East Championships

Meet Results







Apr 29 - May 1, 2022

Rank	Num	Name	Gym	Diff							AA
1	716	David Shirman	Brestyan's	Diff: 3.700	2.800	2.300	2.800	3.400	3.400		
				Exec: 7.900	8.350	9.100	8.600	8.900	8.200		
				ND: _____	_____	-0.300	_____	_____	_____		
				Final: 11.600	11.150	11.100	11.400	12.300	11.600		69.150
				Place: 12T	4T	2	5	3T	1		1
2	794	Miles Gravitt	Amplitude Gymnastics	Diff: 3.100	2.900	2.200	2.200	3.000	2.200		
				Exec: 8.950	8.800	9.000	9.050	8.600	8.450		
				ND: _____	_____	-0.300	_____	_____	_____		
				Final: 12.050	11.700	10.900	11.250	11.600	10.650		68.150
				Place: 2	1	7*	7	11T	6*		2
3T	801	Jackson Frey	EVO Gymnastics	Diff: 3.000	2.500	3.300	2.200	3.100	2.500		
				Exec: 9.000	7.600	7.800	8.750	9.350	8.600		
				ND: _____	_____	-0.300	_____	_____	_____		
				Final: 12.000	10.100	10.800	10.950	12.450	11.100		67.400
				Place: 3T	11	9	13*	1	2		3T
3T	642	Connor Schaaf	Queen City Gym	Diff: 3.300	2.900	3.300	2.400	2.800	2.200		
				Exec: 8.400	8.500	7.650	8.700	8.850	8.700		
				ND: _____	_____	_____	-0.300	_____	_____		
				Final: 11.700	11.400	10.950	10.800	11.650	10.900		67.400
				Place: 7*	2	6	17	9T	3T		3T
5	652	Micah Odoom	United Gymnastix	Diff: 3.500	3.400	3.300	3.200	2.900	1.900		
				Exec: 8.100	6.550	8.200	9.000	9.050	8.250		
				ND: _____	_____	-0.300	_____	_____	_____		
				Final: 11.600	9.950	11.200	12.200	11.950	10.150		67.050
				Place: 12T	12	1	1	6	11		5
6	828	C.J. Sayavongsa	AAG - IL	Diff: 3.300	2.800	2.300	2.400	3.600	2.300		
				Exec: 8.400	8.200	7.400	8.950	8.800	8.600		
				ND: _____	-0.300	_____	-0.300	_____	_____		
				Final: 11.700	10.700	9.700	11.050	12.400	10.900		66.450
				Place: 7*	8	18T	10	2	3T		6
7	609	Myles Ellickson	Rochester GA	Diff: 3.600	3.100	2.300	2.800	2.900	2.400		
				Exec: 8.200	8.050	7.800	8.900	8.500	8.200		
				ND: _____	_____	-0.300	-0.100	_____	_____		
				Final: 11.800	11.150	9.800	11.600	11.400	10.600		66.350
				Place: 6	4T	17	3	15T	8		7
8	675	Elias Tucker	Atlanta Sch Of Gym	Diff: 4.100	2.700	2.800	2.400	3.200	2.200		
				Exec: 7.400	7.550	7.750	9.050	9.050	8.000		
				ND: _____	_____	-0.300	-0.100	_____	_____		
				Final: 11.500	10.250	10.250	11.350	12.250	10.200		65.800
				Place: 16	10	15	6	5	10		8
9	750	Connor Mikes	Above The Barre Gym	Diff: 3.500	2.400	2.200	2.400	2.600	2.300		
				Exec: 8.500	7.600	9.000	8.800	8.850	8.150		
				ND: _____	-0.300	-0.300	_____	_____	_____		
				Final: 12.000	9.700	10.900	11.200	11.450	10.450		65.700
				Place: 3T	14T	7*	8*	14	9		9
10T	822	Carson Thibeault	Paragon NTC	Diff: 3.400	2.700	2.400	2.400	2.700	1.900		
				Exec: 9.000	8.250	7.600	8.100	9.600	7.000		
				ND: _____	_____	-0.300	-0.100	_____	_____		
				Final: 12.400	10.950	9.700	10.400	12.300	8.900		64.650
				Place: 1	7	18T	19	3T	20		10T
10T	827	Elliott Haskell	AAG - IL	Diff: 3.400	2.500	2.100	3.200	2.900	2.200		
				Exec: 7.950	7.650	8.050	8.750	8.750	7.800		
				ND: _____	-0.300	-0.300	_____	_____	_____		
				Final: 11.350	9.850	9.850	11.950	11.650	10.000		64.650
				Place: 17	13	16	2	9T	12		10T

2022 Mens Dev Program East Championships

Meet Results







Apr 29 - May 1, 2022

Rank	Num	Name	Gym							AA
12	665	Miles Zelasko	Stumpf's Gymnastics	Diff: 3.400	2.600	2.300	2.400	2.800	2.200	
				Exec: 8.250	7.750	9.000	8.500	8.600	7.100	
				ND: _____	_____	-0.300	_____	_____	_____	
				Final: 11.650	10.350	11.000	10.900	11.400	9.300	64.600
				Place: 10T	9	4T	15T	15T	18	12
13	764	Colin Bauer	FLipSpot Gymnastics	Diff: 3.000	2.700	2.900	3.200	3.000	2.200	
				Exec: 6.650	7.000	6.950	8.600	8.250	8.450	
				ND: _____	_____	-0.300	-0.300	_____	_____	
				Final: 9.650	9.700	9.550	11.500	11.250	10.650	62.300
				Place: 21	14T	20	4	18	6*	13
14	563	Yohan Malhotra	Lga	Diff: 2.900	3.100	2.300	2.200	2.700	2.100	
				Exec: 8.400	8.200	9.050	7.650	8.900	5.050	
				ND: _____	_____	-0.300	_____	_____	_____	
				Final: 11.300	11.300	11.050	9.850	11.600	7.150	62.250
				Place: 18	3	3	21	11T	22	14
15	833	Liang Meng	Spartan	Diff: 3.200	2.600	3.100	2.200	3.200	2.700	
				Exec: 7.400	6.200	7.550	8.750	8.150	7.150	
				ND: _____	_____	_____	_____	_____	_____	
				Final: 10.600	8.800	10.650	10.950	11.350	9.850	62.200
				Place: 20	16	12	13*	17	13	15
16	562	Colin Hinds	Legacy- KY	Diff: 3.300	2.400	2.200	2.200	2.700	1.700	
				Exec: 8.300	5.550	9.100	7.850	9.200	7.750	
				ND: _____	_____	-0.300	_____	_____	_____	
				Final: 11.600	7.950	11.000	10.050	11.900	9.450	61.950
				Place: 12*	20	4T	20	7	15	16
17	826	Eli Haskell	AAG - IL	Diff: 3.100	2.300	2.000	2.200	2.900	1.700	
				Exec: 8.000	7.300	8.700	8.800	8.850	7.650	
				ND: _____	-1.300	-0.300	_____	_____	_____	
				Final: 11.100	8.300	10.400	11.000	11.750	9.350	61.900
				Place: 19	17	13	11*	8	16T	17
18	802	Louis Leblanc-Simard	EVO Gymnastics	Diff: 3.000	2.400	2.300	2.400	2.800	1.300	
				Exec: 8.650	5.800	8.350	8.800	8.800	7.450	
				ND: _____	_____	-0.300	_____	_____	-1.000	
				Final: 11.650	8.200	10.350	11.200	11.600	7.750	60.750
				Place: 10T	18	14	8*	11T	21	18
19	598	Eli Snyder	Salem Gymnastics	Diff: 3.400	3.100	2.300	2.200	2.400	2.100	
				Exec: 8.550	4.900	7.400	8.600	8.200	7.500	
				ND: _____	_____	-0.300	-0.300	_____	_____	
				Final: 11.950	8.000	9.400	10.500	10.600	9.600	60.050
				Place: 5	19	21	18	21	14	19
20	811	Griffin Hodgson	GymTek Academy	Diff: 3.300	1.900	2.200	2.200	2.200	2.000	
				Exec: 8.400	5.150	8.800	8.800	7.500	7.350	
				ND: _____	-0.600	-0.300	_____	_____	_____	
				Final: 11.700	6.450	10.700	11.000	9.700	9.350	58.900
				Place: 7*	21	11	11*	22	16T	20
21	676	Brycen Whatley	Atlanta Sch Of Gym	Diff: 3.300	0.900	2.100	1.600	2.400	1.100	
				Exec: 8.300	7.550	8.100	9.300	8.750	7.850	
				ND: _____	-2.300	-1.300	_____	_____	_____	
				Final: 11.600	6.150	8.900	10.900	11.150	8.950	57.650
				Place: 12*	22	22	15T	19	19	21
22	587	Evan Englert	ENeRGY Kidz	Diff: 0.000	3.100	2.600	0.000	2.800	1.900	
				Exec: 0.000	7.950	8.450	0.000	8.250	8.950	
				ND: _____	_____	-0.300	_____	_____	_____	
				Final: 0.000	11.050	10.750	0.000	11.050	10.850	43.700
				Place: 22	6	10	22	20	5	22

2022 Mens Dev Program East Championships

Meet Results







Apr 29 - May 1, 2022

Rank	Num	Name	Gym	Diff							AA
1	803	Hunter Simpson	EVO Gymnastics	Diff: 3.300	3.300	2.600	3.200	2.400	3.500	2.800	
				Exec: 8.800	8.800	8.300	8.000	8.850	9.600	9.050	
				ND:							
				Final: 12.100	12.100	10.900	11.200	11.250	13.100	11.850	70.400
				Place: 5T	5T	5	4	9*	1	1	1
2	806	Joseph Youhana	Sterling Gym Acad	Diff: 3.200	3.200	1.800	2.900	2.400	3.100	2.800	
				Exec: 9.200	9.200	8.900	8.950	9.250	9.400	8.700	
				ND:		-1.300	-0.300				
				Final: 12.400	12.400	9.400	11.550	11.650	12.500	11.500	69.000
				Place: 2	2	12	2	3*	2	3	2
3	575	Daniel San Juanico	Premier Gym West	Diff: 3.500	3.500	3.500	2.900	2.800	3.100	2.700	
				Exec: 7.700	7.700	7.600	8.750	9.100	8.400	8.250	
				ND:							
				Final: 11.200	11.200	11.100	11.650	11.900	11.500	10.950	68.300
				Place: 18	18	3	1	1	10	5	3
4	664	Aydin Khan	Stumpf's Gymnastics	Diff: 3.400	3.400	2.600	2.500	2.400	2.700	2.200	
				Exec: 8.400	8.400	8.450	7.750	9.150	9.350	8.200	
				ND:							
				Final: 11.800	11.800	11.050	10.250	11.550	12.050	10.400	67.100
				Place: 9T	9T	4	12T	6	5	9	4
5	683	Victor Ciesiun	Gravity Forge	Diff: 3.500	3.500	2.800	3.400	2.200	3.000	3.000	
				Exec: 8.500	8.500	6.450	7.950	8.850	9.350	8.050	
				ND:				-0.100			
				Final: 12.000	12.000	9.250	11.350	10.950	12.350	11.050	66.950
				Place: 7	7	14T	3	14	3	4	5
6	782	Collin Cunningham	IGA	Diff: 4.000	4.000	3.400	2.500	2.800	3.500	2.500	
				Exec: 8.200	8.200	8.100	7.600	9.000	8.250	7.700	
				ND:	-0.500		-0.300				
				Final: 11.700	11.700	11.500	9.800	11.800	11.750	10.200	66.750
				Place: 13	13	2	15*	2	8	11	6
7	709	Kolden Egbert	GTC Of Ohio	Diff: 3.600	3.600	2.600	3.000	2.400	3.200	2.300	
				Exec: 9.150	9.150	7.900	8.100	8.900	8.450	6.800	
				ND:							
				Final: 12.750	12.750	10.500	11.100	11.300	11.650	9.100	66.400
				Place: 1	1	7T	5	8	9	17	7
8	796	Charlie Parks	Amplitude Gymnastics	Diff: 3.600	3.600	3.200	3.200	2.200	3.000	2.500	
				Exec: 8.150	8.150	8.650	7.700	8.100	8.450	7.550	
				ND:			-0.300				
				Final: 11.750	11.750	11.850	10.600	10.300	11.450	10.050	66.000
				Place: 11T	11T	1	8T	20	11	13	8
9	630	Brady Hoch	High Point Gym Acad	Diff: 3.000	3.000	2.600	2.300	2.200	2.700	2.900	
				Exec: 9.100	9.100	8.150	8.650	8.900	8.600	7.100	
				ND:			-0.300	-0.100			
				Final: 12.100	12.100	10.750	10.650	11.000	11.300	10.000	65.800
				Place: 5T	5T	6	7	12*	12T	14	9
10	785	Jacob Silva	All American Gym- NJ	Diff: 3.500	3.500	2.900	3.600	2.400	3.300	2.600	
				Exec: 8.800	8.800	7.550	6.250	9.250	8.500	7.100	
				ND:							
				Final: 12.300	12.300	10.450	9.850	11.650	11.800	9.700	65.750
				Place: 3	3	9	14	3*	7	16	10
11	644	Caleb Lantz	Bright Raven Gym	Diff: 3.000	3.000	3.200	3.100	1.600	3.100	2.800	
				Exec: 8.600	8.600	6.750	6.950	8.950	9.000	7.700	
				ND:			-0.300				
				Final: 11.600	11.600	9.950	9.750	10.550	12.100	10.500	64.450
				Place: 14	14	11	17T	18	4	8	11

2022 Mens Dev Program East Championships

Meet Results

Apr 29 - May 1, 2022

Rank	Num	Name	Gym							AA
12	586	Fletcher Brown	ENeRGY Kidz	Diff: 3.500	1.500	2.300	2.200	3.100	1.900	
				Exec: 8.400	8.300	8.600	8.900	8.200	8.400	
				ND: _____	-1.000	-0.300	_____	_____	_____	
				Final: 11.900	8.800	10.600	11.100	11.300	10.300	64.000
				Place: 8	17	8T	11	12T	10	12
13	726	Jackson Kassner	ACE Gymnastics-FL	Diff: 3.400	1.600	2.900	2.200	2.800	1.900	
				Exec: 7.850	8.550	7.650	8.700	8.500	8.200	
				ND: _____	_____	-0.300	-0.300	_____	_____	
				Final: 11.250	10.150	10.250	10.600	11.300	10.100	63.650
				Place: 17	10	12T	17	12T	12	13
14	781	Jackson Knerr	G-Force	Diff: 3.300	2.500	2.500	2.400	3.200	2.400	
				Exec: 8.500	6.800	7.600	8.850	6.900	8.350	
				ND: _____	_____	-0.300	_____	_____	_____	
				Final: 11.800	9.300	9.800	11.250	10.100	10.750	63.000
				Place: 9T	13	15*	9*	21	7	14
15	731	Bryler Quinton	Langley Gymnastics	Diff: 3.300	2.700	2.900	2.400	2.800	2.200	
				Exec: 8.450	6.550	7.100	9.000	8.350	6.800	
				ND: _____	_____	-0.300	_____	_____	_____	
				Final: 11.750	9.250	9.700	11.400	11.150	9.000	62.250
				Place: 11T	14T	19	7	15	18	15
16	670	David Long	Roswell Gymnastics	Diff: 3.700	0.900	3.000	2.400	2.900	2.300	
				Exec: 8.450	8.300	8.000	8.000	8.200	8.550	
				ND: _____	-2.300	-0.300	_____	_____	_____	
				Final: 12.150	6.900	10.700	10.400	11.100	10.850	62.100
				Place: 4	20	6	19	16T	6	16
17	566	Connor Quizon	Preston Gym Acad	Diff: 3.300	2.800	2.700	2.400	2.700	2.800	
				Exec: 8.000	3.850	7.050	8.750	8.400	8.850	
				ND: _____	_____	_____	-0.300	_____	_____	
				Final: 11.300	6.650	9.750	10.850	11.100	11.650	61.300
				Place: 15T	21	17T	16	16T	2	17
18	760	Sean Cinzori	Mich. Elite GA	Diff: 3.400	1.100	2.300	2.200	3.200	3.000	
				Exec: 7.650	8.100	6.850	8.900	7.850	6.850	
				ND: _____	-1.000	-0.300	-0.100	_____	_____	
				Final: 11.050	8.200	8.850	11.000	11.050	9.850	60.000
				Place: 20	18	21	12*	18	15	18
19	793	Cole Endriss	Amplitude Gymnastics	Diff: 3.000	2.600	1.900	1.600	2.700	1.100	
				Exec: 8.150	5.200	8.700	9.300	8.300	6.600	
				ND: _____	_____	-0.300	_____	_____	_____	
				Final: 11.150	7.800	10.300	10.900	11.000	7.700	58.850
				Place: 19	19	11	15	19	20	19
20	634	Damian Inboden	Newnan Gymnastics	Diff: 3.000	2.400	2.000	2.400	2.500	2.700	
				Exec: 8.300	6.850	7.900	7.650	8.400	4.800	
				ND: _____	_____	-0.300	_____	_____	_____	
				Final: 11.300	9.250	9.600	10.050	10.900	7.500	58.600
				Place: 15T	14T	20	21	20	21	20
21	624	Jaxson Kwan	Sterling Gymnastics	Diff: 0.000	3.100	3.000	2.400	3.200	2.400	
				Exec: 0.000	7.400	7.850	9.200	8.750	5.700	
				ND: _____	_____	-0.300	_____	_____	_____	
				Final: 0.000	10.500	10.550	11.600	11.950	8.100	52.700
				Place: 21	7T	10	5	6	19	21