







2022 Mens Dev Program East Championships

Meet Results







Apr 29 - May 1, 2022

Rank	Num	Name	Gym	Diff							AA
1	717	Noam Toledano	Brestyan's	Diff: 3.500	3.300	3.300	3.200	3.200	2.900		
				Exec: 7.550	8.700	8.400	9.000	9.150	7.900		
				ND:							
				Final: 11.050	12.000	11.700	12.200	12.350	10.800	70.100	
				Place: 20	1	2T	1	1*	5T	1	
2	710	Lukas Ross	GTC Of Ohio	Diff: 3.800	3.000	3.500	3.600	3.200	3.300		
				Exec: 8.550	6.100	8.600	8.600	9.150	7.850		
				ND:			-0.100				
				Final: 12.350	9.100	12.100	12.100	12.350	11.150	69.150	
				Place: 1	15	1	2	1*	2	2	
3	786	Owen Lee	TRlumph Gymnastics	Diff: 3.500	2.900	3.300	3.200	3.200	2.600		
				Exec: 8.650	7.150	8.150	8.750	9.100	7.700		
				ND:		-0.300					
				Final: 12.150	10.050	11.150	11.950	12.300	10.300	67.900	
				Place: 4T	10	7	3	3T	9	3	
4T	747	Isaiah Nelson	Trinity	Diff: 3.700	2.400	2.400	2.800	3.200	2.200		
				Exec: 8.450	7.050	8.550	9.100	9.050	8.700		
				ND:		-0.300					
				Final: 12.150	9.450	10.650	11.900	12.250	10.900	67.300	
				Place: 4T	14	13	4	5	4	4T	
4T	614	Matthew Gutman	Surgent's Elite Gym	Diff: 2.900	3.400	3.200	2.200	3.100	2.800		
				Exec: 8.500	7.750	8.500	8.900	8.900	8.150		
				ND:			-1.000				
				Final: 11.400	11.150	11.700	10.100	12.000	10.950	67.300	
				Place: 17	2	2T	21	8	3	4T	
6	768	Auggie Nicholas	Centre Elite Gym	Diff: 3.100	2.600	3.100	2.200	2.900	2.300		
				Exec: 8.800	7.950	8.600	8.800	9.250	7.550		
				ND:		-0.300	-0.100				
				Final: 11.900	10.550	11.400	10.900	12.150	9.850	66.750	
				Place: 7	4T	5	12T	6	15	6	
7	836	Gavin Ryan	Stick Six	Diff: 2.800	2.600	2.600	2.400	2.800	2.800		
				Exec: 9.450	8.150	8.800	8.600	8.750	7.100		
				ND:		-0.300	-0.100				
				Final: 12.250	10.750	11.100	10.900	11.550	9.900	66.450	
				Place: 3	3	8T	12T	12	14	7	
8T	570	Mason Lupp	Artistic Sports Acad	Diff: 3.400	2.400	2.100	3.200	2.900	2.400		
				Exec: 8.700	5.800	9.500	8.450	9.200	8.900		
				ND:	-1.000	-0.300					
				Final: 12.100	7.200	11.300	11.650	12.100	11.300	65.650	
				Place: 6	21	6	5	7	1	8T	
8T	645	Jeremy Brinkmann	MGC-Westboro	Diff: 3.500	3.100	3.500	2.200	3.400	2.600		
				Exec: 8.000	7.450	7.050	9.000	8.250	7.600		
				ND:							
				Final: 11.500	10.550	10.550	11.200	11.650	10.200	65.650	
				Place: 15	4T	14	10	11	10	8T	
10	702	Ronan Sebold	Premier Gym Academy	Diff: 3.300	2.600	2.400	2.800	3.000	2.200		
				Exec: 8.300	8.150	7.500	8.650	8.200	8.350		
				ND:		-0.300	-0.300				
				Final: 11.600	10.450	9.600	11.450	11.200	10.550	64.850	
				Place: 12T	7	21	7	14T	8	10	
11	680	Nicholas Marmo	BKGC	Diff: 2.900	2.600	2.900	2.200	3.100	2.200		
				Exec: 8.900	7.500	7.550	8.550	9.200	7.000		
				ND:		-0.300	-0.300				
				Final: 11.800	10.100	10.150	10.450	12.300	9.200	64.000	
				Place: 9	8T	18	19	3T	18	11	

2022 Mens Dev Program East Championships

Meet Results







Apr 29 - May 1, 2022

Rank	Num	Name	Gym							AA
12T	784	Jack Rottman	Emeth Gymnastics	Diff: 3.400	2.200	3.000	2.800	2.400	2.200	
				Exec: 8.900	5.900	8.400	8.900	8.450	7.800	
				ND: _____	_____	-0.300	-0.100	_____	_____	
				Final: 12.300	8.100	11.100	11.600	10.850	10.000	63.950
				Place: 2	16	8T	6	18	12*	12T
12T	601	Sebastian Harbeson	SIGS Sportsplex	Diff: 3.200	3.000	2.000	2.200	2.900	1.800	
				Exec: 8.650	6.600	9.300	8.650	8.250	7.800	
				ND: _____	_____	-0.300	-0.100	_____	_____	
				Final: 11.850	9.600	11.000	10.750	11.150	9.600	63.950
				Place: 8	13	10T	15	16	16	12T
14	708	Xavier Desai	US Gym- Mahwah	Diff: 3.400	3.300	2.800	2.200	2.800	2.400	
				Exec: 7.900	4.350	8.900	8.800	9.100	7.700	
				ND: _____	_____	_____	-0.300	_____	_____	
				Final: 11.300	7.650	11.700	10.700	11.900	10.100	63.350
				Place: 18	17	2T	16T	9*	11	14
15	604	Wyatt Moore	SIGS Sportsplex	Diff: 3.500	2.400	2.100	2.800	2.900	1.100	
				Exec: 7.700	7.500	8.300	8.800	8.300	8.050	
				ND: _____	_____	-0.300	-0.300	_____	_____	
				Final: 11.200	9.900	10.100	11.300	11.200	9.150	62.850
				Place: 19	11T	19	8	14T	19	15
16T	686	Wyith Phelps	Gravity Forge	Diff: 3.300	2.500	2.800	2.200	2.800	2.100	
				Exec: 8.450	4.800	8.400	8.600	9.100	7.250	
				ND: _____	_____	-0.300	_____	_____	_____	
				Final: 11.750	7.300	10.900	10.800	11.900	9.350	62.000
				Place: 10	20	12	14	9*	17	16T
16T	613	Lucas Gutman	Surgent's Elite Gym	Diff: 2.800	3.300	2.400	2.200	2.800	2.500	
				Exec: 8.750	7.250	6.750	8.600	8.450	6.600	
				ND: _____	_____	-0.300	-0.100	_____	_____	
				Final: 11.550	10.550	8.850	10.700	11.250	9.100	62.000
				Place: 14	4T	22	16T	13	20	16T
18	758	Erik van Leer	Viking	Diff: 3.600	2.100	3.100	2.200	2.400	3.100	
				Exec: 8.050	6.300	7.550	8.400	8.400	7.700	
				ND: _____	-1.000	-0.300	_____	_____	_____	
				Final: 11.650	7.400	10.350	10.600	10.800	10.800	61.600
				Place: 11	18T	17	18	19	5T	18
19	770	Peter Spelda	Premier Gym- NJ	Diff: 3.900	3.000	3.300	2.400	3.000	2.900	
				Exec: 7.550	4.400	6.900	8.850	7.750	7.750	
				ND: _____	_____	-0.300	_____	_____	_____	
				Final: 11.450	7.400	9.900	11.250	10.750	10.650	61.400
				Place: 16	18T	20	9	20	7	19
20	778	Noah Springer	CGA	Diff: 3.000	2.400	1.900	2.200	2.700	2.200	
				Exec: 6.750	8.000	9.400	7.300	8.200	7.800	
				ND: _____	-0.300	-0.300	_____	_____	_____	
				Final: 9.750	10.100	11.000	9.500	10.900	10.000	61.250
				Place: 21	8T	10T	23	17	12*	20
21	607	Owen Geibel	KMC Gymnastics	Diff: 3.000	1.700	1.900	1.600	2.100	1.600	
				Exec: 8.600	8.200	8.900	8.900	8.400	6.450	
				ND: _____	_____	-0.300	-0.100	_____	_____	
				Final: 11.600	9.900	10.500	10.400	10.500	8.050	60.950
				Place: 12T	11T	15	20	21	21	21
22	902	SR,V-Michael Mantilla	Thames Valley	Diff: 0.000	0.000	3.200	1.600	0.000	0.000	
				Exec: 0.000	0.000	7.200	8.050	0.000	0.000	
				ND: _____	_____	_____	_____	_____	_____	
				Final: 0.000	0.000	10.400	9.650	0.000	0.000	20.050
				Place: 22*	22*	16	22	22*	22*	22

2022 Mens Dev Program East Championships

Meet Results







Apr 29 - May 1, 2022

Rank	Num	Name	Gym							AA	
23	744	V-Jace Johnson	Carolina Stars	Diff: 0.000	0.000	0.000	2.400	0.000	0.000		
				Exec: 0.000	0.000	0.000	8.750	0.000	0.000		
				ND:			-0.100				
				Final:	0.000	0.000	0.000	11.050	0.000	0.000	11.050
				Place:	22*	22*	23	11	22*	22*	23

2022 Mens Dev Program East Championships

Meet Results







Apr 29 - May 1, 2022

Rank	Num	Name	Gym	Diff							AA
1	734	Brycen Stefanich	Mid-Michigan	Diff: 3.900	3.200	2.700	4.000	3.400	2.800		
				Exec: 8.100	7.400	8.500	8.900	9.450	7.350		
				ND:		-0.300					
				Final: 12.000	10.600	10.900	12.900	12.850	10.150		69.400
				Place: 7T	10T	10T	1	1	17T		1
2	582	Ryan Cannings	FGTC	Diff: 3.300	3.100	3.000	2.200	2.900	3.200		
				Exec: 8.500	8.450	8.150	9.200	9.200	8.400		
				ND:	-0.300	-0.300					
				Final: 11.800	11.250	10.850	11.400	12.100	11.600		69.000
				Place: 13	2	13	11T	7	2		2
3	818	Orion Campbell	Paragon NTC	Diff: 3.100	3.000	2.700	1.600	3.100	2.700		
				Exec: 9.200	8.400	8.850	9.400	9.400	7.800		
				ND:		-0.300					
				Final: 12.300	11.400	11.250	11.000	12.500	10.500		68.950
				Place: 4T	1	5	17*	4	11		3
4	769	Jake Dembowski	Premier Gym- NJ	Diff: 3.800	2.600	3.500	4.000	3.200	3.000		
				Exec: 6.900	8.050	8.600	7.700	8.800	8.800		
				ND:	-0.100						
				Final: 10.600	10.650	12.100	11.700	12.000	11.800		68.850
				Place: 22	9	2	5	8	1		4
5	581	Alex Wampuszyc	Troy Gymnastics	Diff: 2.900	2.500	3.000	2.400	2.700	2.800		
				Exec: 8.600	8.500	9.550	9.050	9.050	7.650		
				ND:		-0.300					
				Final: 11.500	11.000	12.250	11.450	11.750	10.450		68.400
				Place: 16	5	1	9*	11	12*		5
6	568	Aidan Militello	Regal	Diff: 3.800	3.300	3.300	3.200	2.800	3.000		
				Exec: 8.150	7.750	7.200	8.950	8.800	7.600		
				ND:							
				Final: 11.950	11.050	10.500	12.150	11.600	10.600		67.850
				Place: 10T	3T	16	2	15T	10		6
7	816	Jacob Gladu	Pahndangle Perfection	Diff: 3.300	2.700	2.800	2.400	3.200	2.800		
				Exec: 9.000	7.900	7.900	9.100	9.250	7.650		
				ND:		-0.300					
				Final: 12.300	10.600	10.400	11.500	12.450	10.450		67.700
				Place: 4T	10T	17	7*	5	12*		7
8	829	Brayden Comeau	Impact	Diff: 3.400	3.200	2.800	3.200	2.900	2.200		
				Exec: 8.550	7.700	8.650	8.450	8.750	8.150		
				ND:		-0.300	-0.100				
				Final: 11.950	10.900	11.150	11.550	11.650	10.350		67.550
				Place: 10T	6	6T	6	13T	14		8
9T	684	Matthew Hood	Gravity Forge	Diff: 3.600	2.700	3.000	2.400	3.200	2.100		
				Exec: 8.400	8.150	7.650	9.000	9.350	8.050		
				ND:		-0.300					
				Final: 12.000	10.850	10.350	11.400	12.550	10.150		67.300
				Place: 7T	7	18	11T	3	17T		9T
9T	623	Austin Hopping	Sterling Gymnastics	Diff: 3.800	2.900	3.200	3.200	3.500	3.000		
				Exec: 8.800	7.250	8.600	8.000	7.550	7.900		
				ND:		-0.300	-0.100				
				Final: 12.600	10.150	11.500	11.100	11.050	10.900		67.300
				Place: 1	13	4	16	23	4T		9T
11	602	Davin Higdon	SIGS Sportsplex	Diff: 3.400	2.900	3.200	2.800	3.200	2.300		
				Exec: 9.100	6.900	6.800	8.500	9.000	8.450		
				ND:		-0.300					
				Final: 12.500	9.800	9.700	11.300	12.200	10.750		66.250
				Place: 2T	15	21	14	6	7T		11

2022 Mens Dev Program East Championships

Meet Results







Apr 29 - May 1, 2022

Rank	Num	Name	Gym	Diff							AA
12	743	Joseph St Onge	MTG	Diff: 3.500	3.300	3.000	2.400	3.100	2.400		
				Exec: 9.000	6.650	8.250	9.050	9.600	6.250		
				ND:		-0.300					
				Final: 12.500	9.950	10.950	11.450	12.700	8.650		66.200
				Place: 2T	14	9	9*	2	22		12
13	689	Carson Canicatti	Harbor City Gym	Diff: 3.200	2.600	2.200	1.800	2.700	2.100		
				Exec: 7.900	8.450	9.200	9.100	8.500	8.100		
				ND:		-0.300					
				Final: 11.100	11.050	11.100	10.900	11.200	10.200		65.550
				Place: 19	3T	8	20	22	15T		13
14	693	Michael Davenport	World Cup Gymnastics	Diff: 3.100	3.100	2.900	2.400	2.500	2.800		
				Exec: 8.550	6.650	7.600	8.750	8.850	8.500		
				ND:		-0.300					
				Final: 11.650	9.750	10.200	11.150	11.350	11.300		65.400
				Place: 14	16	19	15	19	3		14
15	646	Evan Davis	Ohio Gym Ins	Diff: 3.500	2.600	3.300	3.600	3.200	3.200		
				Exec: 8.350	5.000	7.850	8.150	8.500	7.550		
				ND:							
				Final: 11.850	7.600	11.150	11.750	11.700	10.750		64.800
				Place: 12	21	6T	4	12	7T		15
16	777	Andrew Znoj	Metro South Gym Acad	Diff: 3.400	2.400	3.100	3.200	2.900	2.200		
				Exec: 8.650	6.000	7.800	8.900	9.000	8.000		
				ND:	-1.000	-0.300					
				Final: 12.050	7.400	10.600	12.100	11.900	10.200		64.250
				Place: 6	23	14	3	9T	15T		16
17	712	Jared Pilkington	Flying High Sports	Diff: 3.100	2.300	3.000	2.400	2.700	2.600		
				Exec: 8.500	7.600	8.850	9.100	8.850	6.150		
				ND:	-1.300	-0.300					
				Final: 11.600	8.600	11.550	11.500	11.550	8.750		63.550
				Place: 15	18	3	7*	17	21		17
18	737	Christopher Monticone	NewEra Gym	Diff: 3.300	2.300	2.300	2.400	2.600	2.600		
				Exec: 7.900	5.750	8.550	8.700	8.900	8.300		
				ND:		-0.300	-0.100				
				Final: 11.200	8.050	10.550	11.000	11.500	10.900		63.200
				Place: 18	19	15	17T	18	4T		18
19	579	Aidan McCaffrey	Troy Gymnastics	Diff: 2.200	2.400	3.000	2.200	2.500	2.400		
				Exec: 9.050	7.250	8.200	7.600	9.100	7.700		
				ND:		-0.300	-0.300				
				Final: 11.250	9.650	10.900	9.500	11.600	10.100		63.000
				Place: 17	17	10T	22	15T	19		19
20	633	Carson Turvey	Armory Athletics	Diff: 3.400	2.600	2.900	1.600	3.100	2.700		
				Exec: 8.600	8.150	5.450	9.100	8.550	6.800		
				ND:		-0.300					
				Final: 12.000	10.750	8.050	10.700	11.650	9.500		62.650
				Place: 7T	8	23	21	13T	20		20
21	578	Bradley Balutanski	Troy Gymnastics	Diff: 4.100	1.500	2.900	4.000	2.400	2.200		
				Exec: 6.550	7.300	8.300	7.400	8.900	8.500		
				ND:	-1.300	-0.300					
				Final: 10.650	7.500	10.900	11.400	11.300	10.700		62.450
				Place: 21	22	10T	11T	20	9		21
22	823	Jaedyn Copeland	TumbleBees	Diff: 3.000	2.300	2.200	1.600	2.800	2.700		
				Exec: 7.800	7.000	7.250	9.400	8.450	5.250		
				ND:	-1.300	-0.300					
				Final: 10.800	8.000	9.150	11.000	11.250	7.950		58.150
				Place: 20	20	22	17*	21	23		22

2022 Mens Dev Program East Championships

Meet Results

Apr 29 - May 1, 2022

Rank	Num	Name	Gym							AA	
23	736	Danny Gargano	NewEra Gym	Diff: 0.000	2.600	2.300	0.000	2.800	2.400		
				Exec: 0.000	7.850	8.100	0.000	9.100	8.400		
				ND:		-0.300					
				Final:	0.000	10.450	10.100	0.000	11.900	10.800	43.250
				Place:	23	12	20	23	9T	6	23

2022 Mens Dev Program East Championships







Meet Results

Men / 9 / Senior C

Apr 29 - May 1, 2022

Session: 05







Judge's Signatures

Rank	Num	Name	Gym	Diff							AA
1	774	Ben Harte	Metro South Gym Acad	Diff: 3.600	3.200	3.000	3.200	2.800	2.200		
				Exec: 9.300	8.100	9.050	8.850	9.500	9.050		
				ND:		-0.300					
				Final: 12.900	11.300	11.750	12.050	12.300	11.250		71.550
				Place: 1	2	3T	5	5	3T		1
2	735	Keenan McGavin	Grand Rapids	Diff: 3.600	2.900	3.200	2.800	3.300	3.400		
				Exec: 9.250	7.500	8.250	8.800	8.200	8.800		
				ND:		-0.300	-0.100				
				Final: 12.850	10.400	11.150	11.500	11.500	12.200		69.600
				Place: 2	10	7	8T	17	1		2
3	789	Spencer Lewis	CPG	Diff: 3.500	2.000	3.000	3.200	3.000	2.900		
				Exec: 8.750	7.950	9.150	9.100	8.650	7.600		
				ND:		-0.300					
				Final: 12.250	9.950	11.850	12.300	11.650	10.500		68.500
				Place: 5	13	1	3	16	12		3
4	808	Harrison Brandt	MPSC	Diff: 3.200	2.600	3.300	2.400	3.200	2.900		
				Exec: 7.950	8.200	8.500	9.000	9.300	7.750		
				ND:							
				Final: 11.150	10.800	11.800	11.400	12.500	10.650		68.300
				Place: 20T	6	2	10*	2	11		4
5	687	Diego Rodriguez	Gravity Forge	Diff: 3.600	3.400	3.500	3.200	3.000	1.900		
				Exec: 7.650	6.900	8.350	9.150	9.100	8.800		
				ND:		-0.300					
				Final: 11.250	10.300	11.550	12.350	12.100	10.700		68.250
				Place: 19	11	6	2	7T	10		5
6	688	Isaac Waychoff	Gravity Forge	Diff: 3.600	2.700	3.200	2.400	3.200	2.800		
				Exec: 7.550	8.200	8.150	9.000	9.650	8.350		
				ND:	-0.300	-0.300					
				Final: 11.150	10.600	11.050	11.400	12.850	11.150		68.200
				Place: 20T	8T	8	10*	1	5		6
7	738	Nathaniel Rogers	NewEra Gym	Diff: 3.500	2.900	3.500	3.200	3.200	3.300		
				Exec: 7.850	5.100	8.250	9.000	8.900	8.600		
				ND:							
				Final: 11.350	8.000	11.750	12.200	12.100	11.900		67.300
				Place: 18	21	3T	4	7T	2		7
8	694	Connor Glickman	World Cup Gymnastics	Diff: 3.300	2.900	3.100	2.400	2.500	3.000		
				Exec: 8.400	8.350	7.050	8.800	9.450	8.250		
				ND:	-0.300						
				Final: 11.700	10.950	10.150	11.200	11.950	11.250		67.200
				Place: 15	5	19	15*	10T	3T		8
9	569	Jace Littlejohn	Artistic Sports Acad	Diff: 3.000	2.500	2.400	2.200	2.700	2.200		
				Exec: 9.300	8.600	8.650	8.850	9.050	7.550		
				ND:		-0.300					
				Final: 12.300	11.100	10.750	11.050	11.750	9.750		66.700
				Place: 3T	3	11	19	14T	18		9
10	771	Ayush Gohil	Meadowlands Gym Acad	Diff: 3.200	2.800	2.400	2.200	3.200	2.200		
				Exec: 8.600	7.000	8.800	9.100	8.950	8.800		
				ND:	-0.300	-0.300					
				Final: 11.800	9.500	10.900	11.300	12.150	11.000		66.650
				Place: 11*	16	9T	13*	6	7T		10
11	791	Seth Wayland	CPG	Diff: 3.400	2.600	3.100	3.200	3.200	2.600		
				Exec: 8.650	4.950	8.800	9.200	9.150	7.650		
				ND:		-0.300					
				Final: 12.050	7.550	11.600	12.400	12.350	10.250		66.200
				Place: 6T	22	5	1	4	14		11

2022 Mens Dev Program East Championships

Meet Results







Apr 29 - May 1, 2022

Rank	Num	Name	Gym	Diff:							AA
12	775	Ty MacLean	Metro South Gym Acad	Diff: 3.300	3.000	3.400	2.200	2.700	2.200		
				Exec: 8.600	8.350	6.300	9.000	9.300	7.400		
				ND:							
				Final: 11.900	11.350	9.700	11.200	12.000	9.600	65.750	
				Place: 10	1	21	15*	9	19	12	
13	572	Matti Brown	Gymsations	Diff: 3.200	2.000	2.200	2.400	2.900	2.200		
				Exec: 8.600	8.000	8.350	9.100	8.850	7.950		
				ND:		-0.300					
				Final: 11.800	10.000	10.250	11.500	11.750	10.150	65.450	
				Place: 11*	12	16T	8T	14T	15	13	
14	790	Drew Ortego	CPG	Diff: 3.300	2.100	2.300	2.200	3.300	2.100		
				Exec: 8.250	7.050	8.900	9.100	9.100	7.950		
				ND:		-0.300					
				Final: 11.550	9.150	10.900	11.300	12.400	10.050	65.350	
				Place: 17	18	9T	13*	3	16	14	
15	821	Tyler Ostrowski	Paragon NTC	Diff: 3.200	3.000	3.000	1.600	2.700	1.700		
				Exec: 8.800	7.650	7.650	9.250	9.200	7.450		
				ND:							
				Final: 12.000	10.650	10.650	10.850	11.900	9.150	65.200	
				Place: 8	7	12T	22	12T	21	15	
16	835	Jasper Hewes	Stick Six	Diff: 2.900	2.600	2.600	2.200	2.800	2.300		
				Exec: 8.750	8.400	7.250	8.750	8.300	8.050		
				ND:							
				Final: 11.650	11.000	9.850	10.950	11.100	10.350	64.900	
				Place: 16	4	20	20T	20	13	16	
17	659	Tyler Khongkham	Thames Valley	Diff: 3.200	2.200	2.800	2.400	2.700	2.800		
				Exec: 8.550	7.400	8.050	9.100	8.700	7.200		
				ND:		-0.300	-0.100				
				Final: 11.750	9.600	10.550	11.400	11.400	10.000	64.700	
				Place: 14	15	14	10T	18	17	17	
18	657	Ayddan Baran	Thames Valley	Diff: 3.200	2.800	2.300	2.400	3.000	2.800		
				Exec: 8.850	6.950	7.150	9.250	8.950	7.950		
				ND:	-1.300	-0.300					
				Final: 12.050	8.450	9.150	11.650	11.950	10.750	64.000	
				Place: 6T	20	23	7	10T	9	18	
19	682	Nolan Tucker	BKGC	Diff: 3.300	2.600	2.700	2.400	3.200	2.500		
				Exec: 6.450	7.150	7.850	8.800	8.700	8.500		
				ND:	-0.300	-0.300					
				Final: 9.450	9.750	10.250	11.200	11.900	11.000	63.550	
				Place: 24	14	16T	15*	12T	7T	19	
20	727	Evan Kallen	Park Avenue Gym	Diff: 3.300	1.600	3.000	3.200	2.700	3.300		
				Exec: 9.000	6.350	7.750	8.600	8.150	7.800		
				ND:	-1.000	-0.300					
				Final: 12.300	6.950	10.450	11.800	10.850	11.100	63.450	
				Place: 3T	23	15	6	21	6	20	
21	719	Ezra Kahn	Chelsea Piers	Diff: 3.000	2.600	3.100	2.400	3.000	2.200		
				Exec: 7.300	8.000	6.700	8.100	8.250	7.100		
				ND:		-0.300					
				Final: 10.300	10.600	9.500	10.500	11.250	9.300	61.450	
				Place: 22	8T	22	24	19	20	21	
22	599	Ryan Hartle	Pittsburgh Northstar	Diff: 3.400	1.600	2.900	2.200	2.200	2.200		
				Exec: 8.400	7.950	8.050	9.000	8.600	5.100		
				ND:	-1.000	-0.300			-1.000		
				Final: 11.800	8.550	10.650	11.200	10.800	6.300	59.300	
				Place: 11T	19	12T	15*	22	24	22	

2022 Mens Dev Program East Championships

Meet Results

Apr 29 - May 1, 2022

Rank	Num	Name	Gym							AA
23	817	Tommy Leatherberry	Pahnandle Perfection	Diff: 3.100	1.600	2.900	2.200	2.600	1.500	
				Exec: 6.400	7.650	6.150	8.850	7.000	7.300	
				ND: _____	_____	-0.300	-0.100	_____	-2.000	
				Final: 9.500	9.250	8.750	10.950	9.600	6.800	54.850
				Place: 23	17	24	20T	23	23	23
24	648	Matthew Bonville	Sandhills Gymnastics	Diff: 3.000	1.300	2.500	2.200	2.400	1.900	
				Exec: 8.950	6.000	8.000	8.350	3.950	6.850	
				ND: _____	-3.300	-0.300	_____	_____	_____	
				Final: 11.950	4.000	10.200	10.550	6.350	8.750	51.800
				Place: 9	24	18	23	24	22	24

2022 Mens Dev Program East Championships







Meet Results

Men / 9 / Senior D

Apr 29 - May 1, 2022

Session: 05







Judge's Signatures

Rank	Num	Name	Gym	Diff							AA
1	739	Nico Smith	NewEra Gym	Diff: 3.600	2.400	3.500	3.200	3.300	3.200		
				Exec: 8.400	8.450	8.200	9.000	8.800	7.550		
				ND:			-0.100				
				Final: 12.000	10.850	11.700	12.100	12.100	10.750		69.500
				Place: 3	6	1	2T	2T	7		1
2	748	Braden Boyer	Above The Barre Gym	Diff: 2.800	2.800	2.900	2.400	2.700	2.800		
				Exec: 8.950	8.600	9.050	8.800	9.000	8.750		
				ND:		-0.300					
				Final: 11.750	11.400	11.650	11.200	11.700	11.550		69.250
				Place: 6T	1	2T	10T	7	1		2
3	612	Arush Gune	Surgent's Elite Gym	Diff: 2.800	2.600	2.700	2.400	2.800	2.800		
				Exec: 8.400	8.700	9.250	9.150	8.700	8.250		
				ND:		-0.300					
				Final: 11.200	11.300	11.650	11.550	11.500	11.050		68.250
				Place: 15	2	2T	8	9T	3		3
4	679	Nicholas Conway	BKGC	Diff: 3.600	2.600	2.100	3.200	3.400	2.200		
				Exec: 9.250	6.600	9.050	8.800	9.350	8.250		
				ND:		-0.300					
				Final: 12.850	9.200	10.850	12.000	12.750	10.450		68.100
				Place: 1	21T	8	4	1	13		4
5	654	John Nessler	Ellis School Of Gym	Diff: 3.300	2.700	2.900	2.200	3.200	2.600		
				Exec: 8.950	8.300	8.350	8.950	8.300	8.350		
				ND:		-0.300					
				Final: 12.250	11.000	10.950	11.150	11.500	10.950		67.800
				Place: 2	4*	7	12*	9T	6		5
6	615	William Snow	Surgent's Elite Gym	Diff: 3.200	3.200	3.000	2.200	2.600	2.500		
				Exec: 8.400	7.550	8.600	8.950	9.000	8.100		
				ND:	-0.300	-0.300					
				Final: 11.600	10.450	11.300	11.150	11.600	10.600		66.700
				Place: 9	11T	4	12*	8	10		6
7	820	Alex Miller	Paragon NTC	Diff: 3.600	3.200	3.000	3.200	3.000	2.800		
				Exec: 8.150	7.450	7.150	8.900	7.850	8.500		
				ND:		-0.300					
				Final: 11.750	10.650	9.850	12.100	10.850	11.300		66.500
				Place: 6T	9	19	2T	18	2		7
8	807	Jairo Hansen	Arlington Tigers	Diff: 3.600	2.700	3.200	2.400	2.600	3.200		
				Exec: 8.200	7.200	7.300	9.300	9.450	7.450		
				ND:		-0.300	-0.100				
				Final: 11.800	9.900	10.200	11.600	12.050	10.650		66.200
				Place: 4T	14T	17	7	4	9		8
9	606	Andrew Wrightsel	SIGS Sportsplex	Diff: 3.700	2.700	2.600	2.800	3.200	2.500		
				Exec: 7.600	8.550	8.050	7.900	8.900	7.900		
				ND:		-0.300	-0.100				
				Final: 11.300	11.250	10.350	10.600	12.100	10.400		66.000
				Place: 11T	3	13T	20	2T	14		9
10	755	Max Taub	NEAG- Marlborough	Diff: 3.200	2.300	2.900	3.200	2.700	2.200		
				Exec: 7.250	8.150	8.400	8.950	8.050	8.800		
				ND:		-0.300					
				Final: 10.450	10.450	11.000	12.150	10.750	11.000		65.800
				Place: 21	11T	5T	1	19	4T		10
11	660	Kholton Black	Stumpf's Gymnastics	Diff: 3.200	2.600	2.000	2.400	2.900	2.200		
				Exec: 8.100	8.100	8.750	9.250	9.100	8.300		
				ND:	-1.000	-0.300					
				Final: 11.300	9.700	10.450	11.650	12.000	10.500		65.600
				Place: 11*	18	12	5*	5T	12		11

2022 Mens Dev Program East Championships

Meet Results







Apr 29 - May 1, 2022

Rank	Num	Name	Gym							AA
12	592	Leo Borsari	GSC	Diff: 3.200	2.500	2.800	2.400	3.000	2.500	65.150 12
				Exec: 7.700	7.250	7.850	9.050	9.000	8.500	
				ND: _____	_____	-0.300	-0.300	_____	_____	
				Final: 10.900	9.750	10.350	11.150	12.000	11.000	
				Place: 20	17	13T	12T	5T	4T	
13	756	Aiden Walker	NEAG- Marlborough	Diff: 3.100	2.900	2.600	1.600	3.000	2.800	65.050 13
				Exec: 8.200	7.800	7.950	9.300	8.350	7.750	
				ND: _____	_____	-0.300	_____	_____	_____	
				Final: 11.300	10.700	10.250	10.900	11.350	10.550	
				Place: 11T	7T	16	18	12	11	
14	656	David Moro	Interstate Gym	Diff: 2.900	2.600	2.600	2.200	2.600	1.900	64.150 14
				Exec: 8.650	7.300	8.450	8.750	8.550	7.950	
				ND: _____	_____	-0.300	_____	_____	_____	
				Final: 11.550	9.900	10.750	10.950	11.150	9.850	
				Place: 10	14T	10	17	14	18	
15	831	Jackson Mercer	Impact	Diff: 3.200	2.500	2.400	3.600	2.700	2.800	63.950 15
				Exec: 8.600	8.100	7.950	7.600	8.250	7.550	
				ND: _____	_____	-0.300	_____	-1.000	_____	
				Final: 11.800	10.600	10.050	11.200	9.950	10.350	
				Place: 4T	10	18	10T	23	15	
16	637	Keegan Reynolds	DeVeau's School	Diff: 3.100	2.500	3.300	2.200	2.900	2.200	63.100 16
				Exec: 7.900	7.100	8.000	8.050	8.200	7.950	
				ND: _____	_____	-0.300	_____	_____	_____	
				Final: 11.000	9.600	11.000	10.250	11.100	10.150	
				Place: 18	19	5T	21	15	16*	
17	787	Jasper Brooks	CPG	Diff: 3.000	2.700	2.700	1.600	2.800	2.000	62.750 17
				Exec: 8.650	7.650	8.400	9.200	8.100	6.250	
				ND: _____	_____	-0.300	_____	_____	_____	
				Final: 11.650	10.350	10.800	10.800	10.900	8.250	
				Place: 8	13	9	19	16T	23	
18	576	Shane Whidden	Power In Motion Gym	Diff: 3.200	2.400	3.000	2.400	3.100	2.100	62.000 18
				Exec: 8.100	4.400	7.950	8.750	8.300	8.600	
				ND: _____	_____	-0.300	_____	_____	_____	
				Final: 11.300	6.800	10.650	11.150	11.400	10.700	
				Place: 11*	23	11	12T	11	8	
19	742	Peter Scherbak	Precision Athletics	Diff: 2.800	2.700	3.100	2.400	2.700	2.100	61.600 19
				Exec: 8.300	8.300	7.000	7.900	8.200	6.700	
				ND: _____	_____	-0.300	-0.300	_____	_____	
				Final: 11.100	11.000	9.800	10.000	10.900	8.800	
				Place: 16T	4*	20	22	16T	19T	
20	611	John Norway	Capital Gym NTC-VA	Diff: 3.000	1.700	2.300	1.600	2.700	1.600	61.150 20
				Exec: 7.150	8.150	8.350	9.400	8.500	7.000	
				ND: _____	_____	-0.300	_____	_____	_____	
				Final: 10.150	9.850	10.350	11.000	11.200	8.600	
				Place: 22T	16	13T	16	13	21	
21	667	Kyle Brackenbury	Toledo Turners Gym	Diff: 3.500	2.700	2.400	2.200	2.300	2.200	60.700 21
				Exec: 7.950	8.000	6.900	7.700	7.700	7.950	
				ND: -0.500	_____	-0.300	_____	_____	_____	
				Final: 10.950	10.700	9.000	9.900	10.000	10.150	
				Place: 19	7T	22	23	21*	16*	
22	588	Michael Tarnowski	ENeRGY Kidz	Diff: 3.300	1.700	2.000	2.200	2.300	1.600	59.900 22
				Exec: 7.800	7.500	7.800	9.100	7.700	7.200	
				ND: _____	_____	-0.300	_____	_____	_____	
				Final: 11.100	9.200	9.500	11.300	10.000	8.800	
				Place: 16T	21T	21	9	21*	19T	

2022 Mens Dev Program East Championships

Meet Results

Apr 29 - May 1, 2022

Rank	Num	Name	Gym							AA
23	574	Justin Williams	World Class Gym-VA	Diff: 3.000	1.200	2.800	2.400	2.700	2.200	
				Exec: 7.450	8.100	6.350	9.250	7.950	6.250	
				ND: -0.300		-0.300				
				Final: 10.150	9.300	8.850	11.650	10.650	8.450	59.050
				Place: 22T	20	23	5*	20	22	23