

# 2022 Mens Dev Program East Championships







## Meet Results

Men / 9 / Junior A

Apr 29 - May 1, 2022

Session: 04







Judge's Signatures

Rank	Num	Name	Gym	Diff							AA
1	661	Luke DeVantier	Stumpf's Gymnastics	Diff: 3.500	3.300	3.000	3.200	3.000	2.700		
				Exec: 8.250	8.500	8.650	9.000	9.250	8.400		
				ND: _____	_____	-0.300	_____	_____	_____		
				Final: 11.750	11.800	11.350	12.200	12.250	11.100		70.450
				Place: 7T	1	3	2	3T	2		1
2	718	Jeremy Maletzky	Gymland- Arena Gym	Diff: 3.500	3.200	2.800	2.400	3.000	2.400		
				Exec: 9.100	7.900	8.700	8.850	9.750	8.200		
				ND: _____	_____	-0.300	_____	_____	_____		
				Final: 12.600	11.100	11.200	11.250	12.750	10.600		69.500
				Place: 1	3	5	10*	1	8		2
3	752	Michael Paul	NEAG- Marlborough	Diff: 3.000	3.100	3.300	2.400	3.400	2.900		
				Exec: 8.900	7.750	8.500	8.700	8.000	8.150		
				ND: _____	_____	_____	-0.300	_____	_____		
				Final: 11.900	10.850	11.800	10.800	11.400	11.050		67.800
				Place: 5T	6	1	19T	14	3		3
4	798	Mason Woodruff	Amplitude Gymnastics	Diff: 3.800	2.900	2.900	2.200	3.000	2.200		
				Exec: 7.800	7.900	8.800	8.900	8.550	9.000		
				ND: _____	_____	-0.300	-0.100	_____	_____		
				Final: 11.600	10.800	11.400	11.000	11.550	11.200		67.550
				Place: 10T	7	2	15	12	1		4
5	663	Thomas Gervasi	Stumpf's Gymnastics	Diff: 3.200	2.600	2.300	2.400	2.700	2.200		
				Exec: 8.700	8.550	8.500	8.850	8.950	8.550		
				ND: _____	_____	-0.300	_____	_____	_____		
				Final: 11.900	11.150	10.500	11.250	11.650	10.750		67.200
				Place: 5T	2	14	10*	10*	5T		5
6	625	Parker Bean	Western Mass Gym	Diff: 3.200	2.400	2.400	4.000	3.100	3.000		
				Exec: 8.050	7.400	8.550	8.550	9.300	7.200		
				ND: _____	_____	-0.300	-0.100	_____	_____		
				Final: 11.250	9.800	10.650	12.450	12.400	10.200		66.750
				Place: 12*	12	13	1	2	13T		6
7	745	Ben Dingeldey	Infinity Gym Academy	Diff: 3.600	3.200	3.200	3.200	3.200	2.500		
				Exec: 7.050	6.800	7.900	8.350	8.700	8.250		
				ND: _____	_____	_____	_____	_____	_____		
				Final: 10.650	10.000	11.100	11.550	11.900	10.750		65.950
				Place: 19	11	6	6	8*	5T		7
8	749	Jake Freas	Above The Barre Gym	Diff: 3.800	2.900	2.300	2.400	2.800	2.800		
				Exec: 7.250	8.150	8.850	8.800	8.100	8.000		
				ND: _____	_____	-0.300	_____	_____	_____		
				Final: 11.050	11.050	10.850	11.200	10.900	10.800		65.850
				Place: 18	4T	8T	13	19	4		8
9	695	Elias Argyris	Premier Gym Academy	Diff: 3.400	2.800	1.900	2.400	3.000	1.900		
				Exec: 8.950	8.000	9.250	9.300	7.800	7.650		
				ND: _____	-0.300	-0.300	_____	_____	_____		
				Final: 12.350	10.500	10.850	11.700	10.800	9.550		65.750
				Place: 2	9	8T	4	20	17		9
10	608	Isaac Steele	KMC Gymnastics	Diff: 3.100	2.600	2.500	2.400	2.500	2.200		
				Exec: 9.000	8.450	8.850	9.000	8.800	6.200		
				ND: _____	_____	-0.300	_____	_____	_____		
				Final: 12.100	11.050	11.050	11.400	11.300	8.400		65.300
				Place: 3T	4T	7	8*	15	21		10
11	740	Ethan Duberville	Precision Athletics	Diff: 3.000	2.800	3.000	3.200	2.800	2.800		
				Exec: 7.600	6.800	8.100	8.700	9.300	7.400		
				ND: _____	_____	-0.300	_____	_____	_____		
				Final: 10.600	9.600	10.800	11.900	12.100	10.200		65.200
				Place: 20	14	11	3	6	13T		11

# 2022 Mens Dev Program East Championships

## Meet Results







Apr 29 - May 1, 2022

Rank	Num	Name	Gym							AA
12	766	Cameron Love	FLipSpot Gymnastics	Diff: 3.300	2.700	3.400	2.800	2.800	2.400	
				Exec: 7.950	6.950	6.850	8.850	8.350	7.850	
				ND:						
				Final: 11.250	9.650	10.250	11.650	11.150	10.250	64.200
				Place: 12T	13	15T	5	18	10T	12
13	704	Connor Haydysch	Ultimate Gym- IL	Diff: 3.300	3.400	3.400	2.200	3.200	3.200	
				Exec: 7.850	6.950	6.100	8.900	8.950	6.700	
				ND:						
				Final: 11.150	10.350	9.500	11.100	12.150	9.900	64.150
				Place: 16	10	20	14	5	16	13
14	649	Wyatt Hodges	Sandhills Gymnastics	Diff: 3.600	3.100	2.900	2.400	3.200	2.900	
				Exec: 8.500	4.550	6.700	9.000	8.700	7.350	
				ND:						
				Final: 12.100	7.650	9.600	11.400	11.900	10.250	62.900
				Place: 3T	19	19	8*	8*	10T	14
15	636	Cole Larrabee	Yellow Jackets Gym	Diff: 3.600	3.000	2.700	2.200	3.200	2.300	
				Exec: 8.000	6.300	7.500	8.600	8.850	6.750	
				ND:		-0.300				
				Final: 11.600	9.300	9.900	10.800	12.050	9.050	62.700
				Place: 10T	15	17	19T	7	19	15
16	577	Kirk Lishbrook	Gallagher's Gym	Diff: 3.100	2.500	2.800	2.200	2.800	2.000	
				Exec: 8.100	8.450	7.350	8.700	7.300	8.050	
				ND:	-0.300	-0.300	-0.100			
				Final: 11.200	10.650	9.850	10.800	10.100	10.050	62.650
				Place: 15	8	18	19T	22	15	16
17	560	Kenneth Bueno	Legacy- KY	Diff: 3.100	2.600	2.700	2.400	2.800	1.000	
				Exec: 8.550	6.400	8.900	9.050	8.400	7.750	
				ND:		-0.300			-1.000	
				Final: 11.650	9.000	11.300	11.450	11.200	7.750	62.350
				Place: 9	16	4	7	17	22	17
18	600	Hunter Etherton	SIGS Sportsplex	Diff: 3.500	3.200	3.400	2.800	3.400	2.900	
				Exec: 6.400	5.100	7.150	8.450	8.850	7.400	
				ND:		-0.300				
				Final: 9.900	8.300	10.250	11.250	12.250	10.300	62.250
				Place: 22	17	15T	10T	3T	9	18
19	715	Devam Morparia	Brestyan's	Diff: 3.200	2.800	2.100	2.400	2.700	2.000	
				Exec: 7.900	5.450	9.050	8.500	8.950	7.400	
				ND:		-0.300				
				Final: 11.100	8.250	10.850	10.900	11.650	9.400	62.150
				Place: 17	18	8T	16T	10*	18	19
20	673	Jason Kenney	Atlanta Sch Of Gym	Diff: 3.200	1.100	1.900	1.600	2.700	1.200	
				Exec: 8.050	7.800	9.150	9.250	8.800	7.650	
				ND:	-1.300	-0.300				
				Final: 11.250	7.600	10.750	10.850	11.500	8.850	60.800
				Place: 12*	20	12	18	13	20	20
21	705	Everett Nordin	Wimbleton Gymnastics	Diff: 3.100	2.800	2.000	2.200	2.500	2.200	
				Exec: 7.300	5.650	7.250	8.700	7.950	8.050	
				ND:	-1.300	-0.300				
				Final: 10.400	7.150	8.950	10.900	10.450	10.250	58.100
				Place: 21	21	21	16T	21	10T	21
22	595	Jack Tompkins	Gymnastics World	Diff: 1.000	0.000	0.000	0.000	2.800	2.200	
				Exec: 8.700	0.000	0.000	0.000	8.450	8.450	
				ND:	-3.000					
				Final: 6.700	0.000	0.000	0.000	11.250	10.650	28.600
				Place: 23	22*	22*	22*	16	7	22

# 2022 Mens Dev Program East Championships

## Meet Results

Apr 29 - May 1, 2022

Rank	Num	Name	Gym							AA
23	762	FX-Ari Tanskanen	Mich. Elite GA	Diff: 3.900	0.000	0.000	0.000	0.000	0.000	
				Exec: 7.850	0.000	0.000	0.000	0.000	0.000	
				ND:						
				Final: 11.750	0.000	0.000	0.000	0.000	0.000	11.750
				Place: 7T	22*	22*	22*	23	23	23

# 2022 Mens Dev Program East Championships







## Meet Results

Men / 9 / Junior B

Apr 29 - May 1, 2022

Session: 04







Judge's Signatures

Rank	Num	Name	Gym	Diff							AA
1	638	Connor Beckel	Queen City Gym	Diff: 3.400	2.600	3.300	4.000	3.300	2.400		
				Exec: 8.900	8.350	8.000	8.800	9.000	8.850		
				ND:	-0.300						
				Final: 12.300	10.650	11.300	12.800	12.300	11.250		70.600
				Place: 3	6T	5	3	3	2T		1
2	584	Isaiah Cook	Michigan Academy	Diff: 4.100	3.200	2.400	2.400	3.300	3.100		
				Exec: 8.450	8.050	8.700	9.000	8.950	8.800		
				ND:		-0.300	-0.100				
				Final: 12.550	11.250	10.800	11.300	12.250	11.900		70.050
				Place: 1	2	9	5T	4	1		2
3	655	Kelly Moriarty	Interstate Gym	Diff: 3.800	2.700	3.200	4.000	3.200	2.900		
				Exec: 8.600	7.400	8.150	8.850	9.000	8.000		
				ND:							
				Final: 12.400	10.100	11.350	12.850	12.200	10.900		69.800
				Place: 2	10T	4	2	5T	5		3
4	639	Camden Hardie	Queen City Gym	Diff: 3.300	3.700	3.300	3.200	3.100	2.400		
				Exec: 7.350	8.000	7.900	9.200	9.500	8.050		
				ND:							
				Final: 10.650	11.700	11.200	12.400	12.600	10.450		69.000
				Place: 21	1	7	4	1	9		4
5	721	Kofi Wijesekera	Chelsea Piers	Diff: 3.700	3.100	3.400	4.000	3.200	2.400		
				Exec: 7.950	6.950	8.100	9.150	8.500	8.100		
				ND:							
				Final: 11.650	10.050	11.500	13.150	11.700	10.500		68.550
				Place: 14	12	2	1	10	7T		5
6	641	Davis Rogers	Queen City Gym	Diff: 3.100	3.000	2.700	2.400	2.900	2.700		
				Exec: 8.600	7.900	8.550	8.700	9.550	7.100		
				ND:							
				Final: 11.700	10.900	11.250	11.100	12.450	9.800		67.200
				Place: 12T	5	6	9T	2	18T		6
7	678	Lawson Fry	Harpeth Gymnastics	Diff: 3.300	2.500	1.900	1.600	3.000	2.200		
				Exec: 8.550	8.500	9.350	9.450	8.500	8.100		
				ND:		-0.300					
				Final: 11.850	11.000	10.950	11.050	11.500	10.300		66.650
				Place: 8T	4	8	12	11T	10		7
8	653	Chase Vandergrift	United Gymnastix	Diff: 3.300	2.900	2.800	2.400	3.000	2.200		
				Exec: 8.400	7.500	8.900	8.750	8.850	7.800		
				ND:	-0.300	-0.300					
				Final: 11.700	10.100	11.400	11.150	11.850	10.000		66.200
				Place: 12T	10T	3	8	8T	13*		8
9	725	Henry Stevens	Midwest Elite	Diff: 3.100	3.500	2.500	2.200	3.200	3.000		
				Exec: 8.400	7.000	7.400	8.850	8.650	8.250		
				ND:		-0.300	-0.100				
				Final: 11.500	10.500	9.600	10.950	11.850	11.250		65.650
				Place: 16	8	19	15T	8T	2T		9
10	723	Cyrus Parke	Lakeshore Academy	Diff: 3.800	3.200	2.700	2.400	2.900	2.400		
				Exec: 8.050	7.950	7.800	8.600	7.850	7.800		
				ND:							
				Final: 11.850	11.150	10.500	11.000	10.750	10.200		65.450
				Place: 8T	3	11	13T	17*	11T		10
11	640	Miles Huang	Queen City Gym	Diff: 3.300	2.600	3.000	2.400	2.900	2.200		
				Exec: 7.550	7.200	8.950	8.400	7.850	8.650		
				ND:		-0.300	-0.100				
				Final: 10.850	9.800	11.650	10.700	10.750	10.850		64.600
				Place: 20	13	1	21	17*	6		11

# 2022 Mens Dev Program East Championships

## Meet Results

Apr 29 - May 1, 2022

Rank	Num	Name	Gym							AA
12	729	John Hartrey	Aim High Academy	Diff: 3.500	3.200	3.500	2.400	3.200	3.100	
				Exec: 8.600	6.100	7.050	8.650	6.900	8.150	
				ND:			-0.100			
				Final: 12.100	9.300	10.550	10.950	10.100	11.250	64.250
				Place: 5	15T	10	15T	21	2T	12
13	626	Cole Blanchard	Western Mass Gym	Diff: 2.900	2.700	2.400	2.200	2.500	2.800	
				Exec: 8.650	7.950	8.150	8.550	9.000	6.150	
				ND:		-0.300				
				Final: 11.550	10.650	10.250	10.750	11.500	8.950	63.650
				Place: 15	6T	13	18*	11T	22	13
14	573	Ahmir Bass	World Class Gym-VA	Diff: 3.900	1.900	2.100	2.200	2.900	2.600	
				Exec: 8.000	7.800	8.200	8.900	7.750	7.600	
				ND:		-0.300				
				Final: 11.900	9.700	10.000	11.100	10.650	10.200	63.550
				Place: 7	14	14T	9T	19	11T	14
15	692	Jace Starll	Mills Gymnastics	Diff: 3.400	2.400	2.500	2.400	2.600	2.200	
				Exec: 8.850	8.100	7.500	8.900	7.400	7.650	
				ND:	-0.300	-0.300				
				Final: 12.250	10.200	9.700	11.300	10.000	9.850	63.300
				Place: 4	9	17	5T	22	17	15
16	751	Callan Asher	NEAG- Marlborough	Diff: 3.500	2.700	2.500	2.000	2.500	3.000	
				Exec: 8.350	6.600	7.450	9.100	8.950	6.100	
				ND:		-0.300				
				Final: 11.850	9.300	9.650	11.100	11.450	9.100	62.450
				Place: 8T	15T	18	9T	13	21	16
17	627	Amogh Sharma	Sunrise Gym Academy	Diff: 3.200	2.000	3.100	2.200	3.000	2.800	
				Exec: 8.750	5.650	6.450	8.650	9.200	7.700	
				ND:		-0.300	-0.100			
				Final: 11.950	7.650	9.250	10.750	12.200	10.500	62.300
				Place: 6	21	20	18T	5T	7T	17
18	746	Wes Goller	Trinity	Diff: 3.400	1.800	2.300	2.200	2.600	2.100	
				Exec: 8.050	7.600	7.900	8.550	8.550	7.700	
				ND:	-0.300	-0.300				
				Final: 11.450	9.100	9.900	10.750	11.150	9.800	62.150
				Place: 17T	17	16	18*	15	18T	18
19	668	Daniel Jekal	APEX Gym-VA	Diff: 3.500	2.600	2.500	2.200	2.900	2.800	
				Exec: 7.950	5.600	8.250	8.800	8.100	7.000	
				ND:		-0.300				
				Final: 11.450	8.200	10.450	11.000	11.000	9.800	61.900
				Place: 17T	19	12	13T	16	18T	19
20	567	Sean Woodka	Preston Gym Acad	Diff: 3.200	2.300	3.100	2.200	2.700	2.200	
				Exec: 8.650	6.600	5.850	7.800	9.400	7.800	
				ND:	-1.000	-0.300	-0.100			
				Final: 11.850	7.900	8.650	9.900	12.100	10.000	60.400
				Place: 8T	20	22	22	7	13*	20
21	830	Alex Garand	Impact	Diff: 2.900	2.600	2.300	3.600	2.500	2.800	
				Exec: 7.450	6.000	8.000	7.700	7.700	7.100	
				ND:		-0.300				
				Final: 10.350	8.600	10.000	11.300	10.200	9.900	60.350
				Place: 22	18	14T	5T	20	16	21
22	596	Ian Harris	Salem Gymnastics	Diff: 4.100	3.000	3.800	2.400	3.300	2.200	
				Exec: 6.950	3.300	5.050	8.500	8.000	7.800	
				ND:						
				Final: 11.050	6.300	8.850	10.900	11.300	10.000	58.400
				Place: 19	22	21	17	14	13*	22

# 2022 Mens Dev Program East Championships







## Meet Results

Men / 9 / Junior C

Apr 29 - May 1, 2022

Session: 04







Judge's Signatures

Rank	Num	Name	Gym	Diff							AA
1	728	Bruno Peirano	Park Avenue Gym	Diff: 3.900	3.200	3.500	3.600	3.400	3.200		
				Exec: 8.350	8.250	7.850	9.250	8.950	8.250		
				ND:							
				Final: 12.250	11.450	11.350	12.850	12.350	11.450	71.700	
				Place: 3T	2	6	3	5T	5	1	
2	619	Carson Crooks	Hanover Gymnastics	Diff: 3.300	2.900	3.300	2.400	3.300	3.300		
				Exec: 8.600	7.800	8.200	9.000	9.500	8.800		
				ND:							
				Final: 11.900	10.700	11.500	11.400	12.800	12.100	70.400	
				Place: 9*	7	4	11	1	1	2	
3	776	Ryan O'Malley	Metro South Gym Acad	Diff: 3.400	3.200	3.000	3.200	2.900	2.200		
				Exec: 9.300	7.750	8.200	8.950	9.650	8.800		
				ND:		-0.300					
				Final: 12.700	10.950	10.900	12.150	12.550	11.000	70.250	
				Place: 1	5	11T	5	2T	8	3	
4	713	Nathan Bunten	Brestyan's	Diff: 3.600	2.800	3.300	2.400	3.300	3.200		
				Exec: 8.300	8.500	8.100	9.250	9.000	8.050		
				ND:							
				Final: 11.900	11.300	11.400	11.650	12.300	11.250	69.800	
				Place: 9*	3	5	8	7	6	4	
5	824	Michael Renda	TumbleBees	Diff: 3.400	2.500	3.200	3.600	3.300	3.000		
				Exec: 8.200	6.950	8.700	9.500	8.950	8.500		
				ND:	-0.300						
				Final: 11.600	9.150	11.900	13.100	12.250	11.500	69.500	
				Place: 16	16T	1	1	8T	3*	5	
6	800	Diego Delmoral	EVO Gymnastics	Diff: 3.500	3.200	3.100	2.400	3.300	3.000		
				Exec: 8.200	7.850	7.150	9.050	9.250	8.500		
				ND:							
				Final: 11.700	11.050	10.250	11.450	12.550	11.500	68.500	
				Place: 15	4	17	10	2T	3*	6	
7	720	Ryota Sato	Chelsea Piers	Diff: 3.100	3.400	3.300	3.200	2.700	2.400		
				Exec: 7.700	8.200	8.350	8.800	9.650	7.400		
				ND:							
				Final: 10.800	11.600	11.650	12.000	12.350	9.800	68.200	
				Place: 23	1	3	6*	5T	19T	7	
8	632	Ade Simmons	Armory Athletics	Diff: 3.600	2.600	3.300	3.200	3.100	2.300		
				Exec: 8.950	7.200	7.350	9.250	8.800	8.250		
				ND:		-0.300					
				Final: 12.550	9.800	10.350	12.450	11.900	10.550	67.600	
				Place: 2	13	14T	4	13	13	8	
9	589	Colby Young	ENeRGY Kidz	Diff: 3.600	2.900	2.300	2.800	2.700	3.100		
				Exec: 8.450	7.550	9.050	8.050	8.700	8.500		
				ND:		-0.300					
				Final: 12.050	10.450	11.050	10.850	11.400	11.600	67.400	
				Place: 7T	8	10	18	16T	2	9	
10	741	Harrison Gansman	Precision Athletics	Diff: 3.100	2.700	3.100	2.400	2.700	3.100		
				Exec: 8.950	7.150	8.300	8.950	8.950	8.050		
				ND:		-0.300					
				Final: 12.050	9.850	11.100	11.350	11.650	11.150	67.150	
				Place: 7T	12	8*	12	14T	7	10	
11	814	Jamie Tarantino	Levon's Gymnastics	Diff: 3.500	2.800	3.100	2.200	3.300	2.800		
				Exec: 7.600	7.550	8.300	9.050	8.700	8.150		
				ND:		-0.300					
				Final: 11.100	10.350	11.100	11.250	12.000	10.950	66.750	
				Place: 21T	9	8*	13	12	9	11	

# 2022 Mens Dev Program East Championships

## Meet Results







Apr 29 - May 1, 2022

Rank	Num	Name	Gym							AA
12	681	Sean Purcell	BKGC	Diff: 3.300	2.600	2.100	2.400	2.700	2.200	
				Exec: 8.600	6.900	8.000	9.100	9.500	8.500	
				ND: _____	_____	-0.300	_____	_____	_____	
				Final: 11.900	9.500	9.800	11.500	12.200	10.700	
				Place: 9*	15	22	9	10	11*	12
13	834	Ari Dashevsky	Stick Six	Diff: 3.000	2.600	2.900	2.200	2.500	2.100	
				Exec: 8.300	8.150	9.200	8.800	8.900	7.800	
				ND: _____	_____	-0.300	_____	_____	-1.000	
				Final: 11.300	10.750	11.800	11.000	11.400	8.900	
				Place: 19	6	2	15	16T	22	13
14	799	Aven Anderson	EVO Gymnastics	Diff: 3.100	2.500	3.000	1.600	3.100	2.700	
				Exec: 9.050	6.800	7.650	9.300	8.950	7.700	
				ND: _____	-0.300	-0.300	_____	_____	_____	
				Final: 12.150	9.000	10.350	10.900	12.050	10.400	
				Place: 6	19	14T	17	11	14T	14
15	783	James Timmerman	Above The Bar Gym-VA	Diff: 3.600	2.500	3.300	2.400	2.800	2.100	
				Exec: 8.300	7.850	7.850	7.800	9.600	8.000	
				ND: _____	-0.300	_____	_____	_____	-1.000	
				Final: 11.900	10.050	11.150	10.200	12.400	9.100	
				Place: 9*	10	7	23	4	21	15
16	730	Alex Illig	Langley Gymnastics	Diff: 3.000	2.400	2.100	1.600	2.500	2.200	
				Exec: 8.400	7.800	9.050	9.000	8.800	8.050	
				ND: _____	-0.300	-0.300	_____	_____	_____	
				Final: 11.400	9.900	10.850	10.600	11.300	10.250	
				Place: 17	11	13	21	20	16	16
17	795	Logan Matula	Amplitude Gymnastics	Diff: 3.100	2.600	2.800	2.400	3.000	2.200	
				Exec: 8.800	6.550	8.400	8.950	8.350	7.600	
				ND: _____	_____	-0.300	-0.300	_____	_____	
				Final: 11.900	9.150	10.900	11.050	11.350	9.800	
				Place: 9T	16T	11T	14	19	19T	17
18	647	Brady Frank	Ohio Gym Ins	Diff: 4.000	2.700	2.500	2.200	2.800	2.700	
				Exec: 8.250	6.450	7.650	8.750	8.250	8.050	
				ND: _____	_____	-0.300	_____	_____	_____	
				Final: 12.250	9.150	9.850	10.950	11.050	10.750	
				Place: 3T	16T	20T	16	22	10	18
19	763	Amir El-Moslemany	Aeon	Diff: 3.400	2.100	2.500	3.600	3.200	3.100	
				Exec: 8.400	5.100	8.000	9.300	8.200	7.300	
				ND: _____	_____	-0.300	_____	_____	_____	
				Final: 11.800	7.200	10.200	12.900	11.400	10.400	
				Place: 14	23	18	2	16T	14T	19
20	674	Rey Noble	Atlanta Sch Of Gym	Diff: 3.200	2.100	2.100	1.600	2.600	2.100	
				Exec: 8.150	6.550	8.200	9.150	9.650	7.800	
				ND: _____	_____	-0.300	_____	_____	_____	
				Final: 11.350	8.650	10.000	10.750	12.250	9.900	
				Place: 18	21	19	19T	8T	18	20
21	809	Alban Baker	GymTek Academy	Diff: 3.600	2.600	2.000	3.200	2.900	2.200	
				Exec: 7.600	6.350	8.150	8.800	7.200	8.500	
				ND: _____	_____	-0.300	_____	_____	_____	
				Final: 11.200	8.950	9.850	12.000	10.100	10.700	
				Place: 20	20	20T	6*	23	11*	21
22	832	Leo Feuer	Spartan	Diff: 3.500	2.700	3.400	2.800	3.100	3.000	
				Exec: 8.750	5.900	5.850	7.450	8.550	7.000	
				ND: _____	-0.300	_____	_____	_____	_____	
				Final: 12.250	8.300	9.250	10.250	11.650	10.000	
				Place: 3T	22	23	22	14T	17	22

# 2022 Mens Dev Program East Championships

## Meet Results

Apr 29 - May 1, 2022







Rank	Num	Name	Gym							AA
23	732	Jack Garvin	Interactive Acad	Diff: 3.200	2.600	2.100	2.200	2.700	1.900	
				Exec: 7.900	7.100	8.550	8.550	8.550	6.450	
				ND: _____	_____	-0.300	_____	_____	_____	
				Final: 11.100	9.700	10.350	10.750	11.250	8.350	61.500
				Place: 21T	14	14T	19T	21	23	23



# 2022 Mens Dev Program East Championships

## Meet Results







Apr 29 - May 1, 2022

Rank	Num	Name	Gym	Diff							AA
1	819	Sean Francis	Paragon NTC	Diff: 3.600	3.700	3.700	3.200	2.900	3.400		
				Exec: 8.900	8.900	8.650	9.000	9.000	7.800		
				ND:							
				Final: 12.500	12.600	12.350	12.200	11.900	11.200	72.750	
				Place: 3	1	1	4	10	4	1	
2	701	Alexander Perretta	Premier Gym Academy	Diff: 3.700	3.200	3.300	3.200	3.500	3.200		
				Exec: 8.850	8.850	8.350	9.050	8.900	8.150		
				ND:		-0.300					
				Final: 12.550	12.050	11.350	12.250	12.400	11.350	71.950	
				Place: 2	2	6	3	4T	3	2	
3	805	Dylan Meholic	Sterling Gym Acad	Diff: 2.800	2.900	2.900	2.800	3.000	2.800		
				Exec: 9.150	8.650	9.150	9.150	9.000	8.800		
				ND:	-0.300	-0.300					
				Final: 11.950	11.250	11.750	11.950	12.000	11.600	70.500	
				Place: 10	6	3	6	7	1T	3	
4	792	Micah Winder	CPG	Diff: 3.600	2.600	3.100	4.000	3.300	2.900		
				Exec: 8.550	7.650	8.850	9.050	9.300	7.800		
				ND:		-0.300					
				Final: 12.150	10.250	11.650	13.050	12.600	10.700	70.400	
				Place: 6T	12	4	1	2	9	4	
5	635	Noah Doiron	Yellow Jackets Gym	Diff: 3.800	3.500	3.500	3.200	3.500	3.100		
				Exec: 8.300	7.700	8.400	8.900	9.500	6.650		
				ND:							
				Final: 12.100	11.200	11.900	12.100	13.000	9.750	70.050	
				Place: 8	7T	2	5	1	18T	5	
6	669	Evan Englade	CartersvilleTwisters	Diff: 3.700	3.100	2.800	2.200	3.200	2.700		
				Exec: 8.350	8.750	7.650	8.850	9.350	8.900		
				ND:			-0.300				
				Final: 12.050	11.850	10.450	10.750	12.550	11.600	69.250	
				Place: 9	3T	13	18	3	1T	6	
7	571	Alexander Petula	Artistic Sports Acad	Diff: 3.300	3.300	2.900	2.400	3.100	3.300		
				Exec: 8.950	8.550	8.600	8.450	9.300	7.150		
				ND:		-0.300					
				Final: 12.250	11.850	11.200	10.850	12.400	10.450	69.000	
				Place: 5	3T	7	17	4T	11T	7	
8	671	Jonathan Palzewicz	Roswell Gymnastics	Diff: 3.400	2.600	2.900	2.400	2.500	2.200		
				Exec: 8.350	8.800	8.800	8.850	9.450	8.150		
				ND:		-0.300	0.100				
				Final: 11.750	11.400	11.400	11.350	11.950	10.350	68.200	
				Place: 13	5	5	12	8T	14T	8	
9	706	Kent Itai	Gymkhana Gym Club	Diff: 3.200	2.500	1.900	1.600	2.600	2.200		
				Exec: 9.250	8.600	9.500	9.300	9.250	8.850		
				ND:	-0.300	-0.300					
				Final: 12.450	10.800	11.100	10.900	11.850	11.050	68.150	
				Place: 4	11	8	16	11	5	9	
10	779	Nicolas Pompo	Blaze Gymnastics	Diff: 4.000	3.100	2.800	2.400	2.900	2.400		
				Exec: 8.950	7.000	8.500	9.200	8.100	8.500		
				ND:		-0.300					
				Final: 12.950	10.100	11.000	11.600	11.000	10.900	67.550	
				Place: 1	13	9T	9	17*	7	10	
11	585	Ryan Gassman	Michigan Academy	Diff: 3.700	2.900	3.000	2.400	3.200	2.400		
				Exec: 7.150	8.300	7.100	9.100	8.350	8.150		
				ND:		-0.300					
				Final: 10.850	11.200	9.800	11.500	11.550	10.550	65.450	
				Place: 21	7T	18T	10	13	10	11	

# 2022 Mens Dev Program East Championships

## Meet Results

Apr 29 - May 1, 2022

Rank	Num	Name	Gym							AA
12	707	Hayden Schubert	Gymkhana Gym Club	Diff: 3.500	3.000	2.500	2.400	2.900	2.400	64.500 12
				Exec: 8.200	7.000	7.850	8.800	9.200	7.750	
				ND: -0.400	-0.300	-0.300				
				Final: 11.300	9.700	10.050	11.200	12.100	10.150	
				Place: 17	14	17	13*	6	16	
13	597	Tristan Mai	Salem Gymnastics	Diff: 3.800	2.800	3.600	2.800	3.100	3.100	64.100 13
				Exec: 7.600	5.100	7.400	8.950	8.000	7.850	
				ND:						
				Final: 11.400	7.900	11.000	11.750	11.100	10.950	
				Place: 16	18	9T	8	16	6	
14	788	Walker Frey	CPG	Diff: 3.100	2.900	2.600	2.400	2.900	2.400	63.450 14
				Exec: 8.700	5.100	8.100	9.000	8.600	7.950	
				ND:		-0.300				
				Final: 11.800	8.000	10.400	11.400	11.500	10.350	
				Place: 12	17	14	11	14	14T	
15	628	Brecken Teague	Sunrise Gym Academy	Diff: 3.500	2.600	2.300	2.200	2.600	2.200	63.400 15
				Exec: 8.350	7.700	8.150	8.500	8.400	8.200	
				ND:	-1.000	-0.300				
				Final: 11.850	9.300	10.150	10.700	11.000	10.400	
				Place: 11	15	15	19	17T	13	
16	631	Max Underwood	High Point Gym Acad	Diff: 3.200	2.800	2.800	2.200	3.100	3.200	63.350 16
				Exec: 8.450	8.300	7.100	8.550	7.700	6.550	
				ND:		-0.300	-0.300			
				Final: 11.650	11.100	9.600	10.450	10.800	9.750	
				Place: 14	9	20	20	20	18T	
17	590	Alexander Riley	Crystal Lake Gym	Diff: 3.700	2.000	2.700	3.200	2.900	2.400	63.150 17
				Exec: 7.350	6.050	6.900	9.150	9.050	8.050	
				ND:		-0.300				
				Final: 11.050	8.050	9.300	12.350	11.950	10.450	
				Place: 20	16	21	2	8T	11T	
18	617	Sean Murray	Branch Gym	Diff: 3.200	3.100	3.100	2.200	2.800	1.700	62.900 18
				Exec: 8.350	7.900	7.300	7.500	8.650	7.400	
				ND:		-0.300				
				Final: 11.550	11.000	10.100	9.700	11.450	9.100	
				Place: 15	10	16	22	15	21	
19	759	Patrick Wick	Olympia Gym	Diff: 3.300	1.900	3.100	2.400	2.700	2.700	61.350 19
				Exec: 7.950	5.550	7.000	8.800	9.000	7.250	
				ND:		-0.300				
				Final: 11.250	7.450	9.800	11.200	11.700	9.950	
				Place: 18	19	18T	13*	12	17	
20	690	Dillon Gutowski	Harbor City Gym	Diff: 3.100	2.000	2.000	1.600	2.500	1.100	59.600 20
				Exec: 8.100	4.850	8.800	9.350	8.000	8.500	
				ND:		-0.300				
				Final: 11.200	6.850	10.500	10.950	10.500	9.600	
				Place: 19	20T	12	15	21	20	
21	761	Jeremiah Shields	Mich. Elite GA	Diff: 3.600	0.900	3.100	3.200	2.700	3.000	58.550 21
				Exec: 6.850	6.950	7.800	8.700	6.650	7.800	
				ND: -0.100	-2.300	-0.300				
				Final: 10.350	5.550	10.600	11.900	9.350	10.800	
				Place: 22	22	11	7	22	8	
22	711	Ben Soule	Charleston Twisters	Diff: 3.100	1.400	1.900	2.200	2.900	1.400	57.900 22
				Exec: 9.050	7.750	7.050	8.000	8.100	7.650	
				ND:	-2.300	-0.300				
				Final: 12.150	6.850	8.650	10.200	11.000	9.050	
				Place: 6T	20T	22	21	17*	22	