

2022 Mens Dev Program East Championships







Meet Results

Men / 8 / Junior A

Apr 29 - May 1, 2022

Session: 02







Judge's Signatures

Rank	Num	Name	Gym	Diff							AA
1	512	Ben Mohl	Indigo Gym Center	Diff: 3.300	3.500	2.900	2.200	3.300	3.100		
				Exec: 8.550	7.850	8.900	9.000	9.000	9.100		
				ND:							
				Final: 11.850	11.350	11.800	11.200	12.300	12.200		70.700
				Place: 6*	12	4	6	8T	1		1
2	375	Jovan Jimeno	Apollo Gym- VA	Diff: 3.400	3.400	2.700	2.400	3.000	2.200		
				Exec: 8.950	8.350	8.500	9.100	9.400	9.050		
				ND:							
				Final: 12.350	11.750	11.200	11.500	12.400	11.250		70.450
				Place: 1	7	10*	1*	6	3		2
3	454	Evan Drake	Stumpf's Gymnastics	Diff: 3.200	3.100	2.700	1.600	2.900	2.100		
				Exec: 8.300	8.950	9.350	9.200	9.700	8.700		
				ND:							
				Final: 11.500	12.050	12.050	10.800	12.600	10.800		69.800
				Place: 19	4	1	17T	3	6		3
4	383	Vandan Haake	Premier Gym West	Diff: 3.200	3.600	2.700	2.400	3.000	2.100		
				Exec: 8.600	8.500	8.350	9.100	9.500	8.650		
				ND:							
				Final: 11.800	12.100	11.050	11.500	12.500	10.750		69.700
				Place: 8*	3	15	1*	4T	7T		4
5	405	Willis Zuolys	St. Charles Gym	Diff: 3.200	3.200	3.000	2.200	3.000	3.100		
				Exec: 8.600	8.350	8.250	8.950	9.250	8.350		
				ND:							
				Final: 11.800	11.550	11.250	11.150	12.250	11.450		69.450
				Place: 8*	9	8T	7T	10	2		5
6	460	Yanat Patanakul	TeamLightning	Diff: 3.500	3.700	3.200	2.200	3.000	2.800		
				Exec: 8.050	8.800	8.150	8.800	8.750	7.800		
				ND:							
				Final: 11.550	12.500	11.350	11.000	11.750	10.600		68.750
				Place: 14*	1	6	10	16	9T		6
7	446	Jake Wazolek	Kennett Gym Goshen	Diff: 3.200	3.100	2.800	2.400	3.000	2.100		
				Exec: 8.450	7.700	9.200	9.100	9.650	7.950		
				ND:							
				Final: 11.650	10.800	12.000	11.500	12.650	10.050		68.650
				Place: 13	18T	2	1*	2	14		7
8	402	Dante DiSilvestro	St. Charles Gym	Diff: 3.100	3.300	3.200	1.800	3.000	2.800		
				Exec: 8.200	8.400	7.900	9.350	9.300	7.950		
				ND:							
				Final: 11.300	11.700	11.100	11.150	12.300	10.750		68.300
				Place: 21	8	14	7T	8T	7T		8
9	552	Richard Alpha	Sportsplex Gym- MD	Diff: 3.100	3.600	3.100	1.600	2.600	2.900		
				Exec: 8.850	8.700	8.200	9.350	8.050	8.150		
				ND:							
				Final: 11.950	12.300	11.300	10.950	10.650	11.050		68.200
				Place: 3T	2	7	11T	23	4		9
10	485	Stephen Sperling	Gymkhana Gym Club	Diff: 3.300	3.600	2.800	2.200	3.100	2.900		
				Exec: 8.600	7.200	8.400	9.300	8.700	8.000		
				ND:							
				Final: 11.900	10.800	11.200	11.500	11.800	10.900		68.100
				Place: 5	18T	10T	1T	15	5		10
11	423	Asher Fuqua	Let It Shine Gym	Diff: 3.500	3.000	2.700	2.200	2.900	2.100		
				Exec: 8.800	7.950	8.300	8.400	9.600	8.500		
				ND:							
				Final: 12.300	10.950	11.000	10.600	12.500	10.600		67.950
				Place: 2	16	16	19T	4T	9T		11

2022 Mens Dev Program East Championships

Meet Results







Apr 29 - May 1, 2022

Rank	Num	Name	Gym							AA
12	441	Daniel Gavriljuk	United Gymnastix	Diff: 3.200	3.500	2.800	1.600	3.200	2.800	
				Exec: 8.600	7.600	9.050	9.300	9.000	6.900	
				ND:						
				Final: 11.800	11.100	11.850	10.900	12.200	9.700	67.550
				Place: 8*	15	3	16	11T	19	12
13	419	Samuel Soldato	KMC Gymnastics	Diff: 3.000	3.100	2.700	1.600	3.100	2.100	
				Exec: 8.550	8.700	8.500	8.100	9.250	8.000	
				ND:						
				Final: 11.550	11.800	11.200	9.700	12.350	10.100	66.700
				Place: 14T	5T	10*	24	7	13	13
14	414	Hunter Lisotto	Pittsburgh Northstar	Diff: 3.500	3.600	2.900	1.600	3.200	2.600	
				Exec: 8.450	8.200	7.550	9.450	7.500	7.200	
				ND:			-0.100			
				Final: 11.950	11.800	10.450	10.950	10.700	9.800	65.650
				Place: 3T	5T	20	11T	22	18	14
15	451	Charlie Epstein	Parkettes Gym-PA	Diff: 3.500	3.600	3.000	2.400	3.200	3.000	
				Exec: 8.050	7.650	6.850	9.000	8.050	7.300	
				ND:						
				Final: 11.550	11.250	9.850	11.400	11.250	10.300	65.600
				Place: 14*	13T	24	5	20	12	15
16	520	Lathan Simpson	Centre Elite Gym	Diff: 3.600	3.400	3.100	2.800	3.200	2.900	
				Exec: 8.150	6.400	8.450	7.300	9.800	6.450	
				ND:						
				Final: 11.750	9.800	11.550	10.100	13.000	9.350	65.550
				Place: 12	23	5	23	1	22T	16
17	467	Carson Kaczmarek	Harpeth Gymnastics	Diff: 3.200	2.900	2.200	2.200	2.900	2.100	
				Exec: 8.050	7.950	8.550	8.700	9.000	7.750	
				ND:			-0.100			
				Final: 11.250	10.850	10.750	10.800	11.900	9.850	65.400
				Place: 22	17	18	17T	14	17	17
18	457	Peter Beh	PBG	Diff: 3.200	3.000	2.900	2.200	2.800	2.200	
				Exec: 7.850	8.500	8.350	8.750	8.400	7.200	
				ND:						
				Final: 11.050	11.500	11.250	10.950	11.200	9.400	65.350
				Place: 23	10	8T	11*	21	21	18
19	468	Jack Cook	Downriver Gymnastics	Diff: 3.100	2.900	2.100	2.200	2.800	2.100	
				Exec: 8.450	7.850	8.000	8.750	8.550	8.450	
				ND:						
				Final: 11.550	10.750	10.100	10.950	11.350	10.550	65.250
				Place: 14T	20	23	11*	18*	11	19
20	403	Garrick Dodendorf	St. Charles Gym	Diff: 3.200	2.100	2.100	1.800	3.000	2.100	
				Exec: 8.200	8.500	8.450	9.150	8.950	7.900	
				ND:		-0.300				
				Final: 11.400	10.300	10.550	10.950	11.950	10.000	65.150
				Place: 20	21	19	11T	13	15*	20
21	491	Liam Schneider	Gymland- Arena Gym	Diff: 3.200	3.200	2.900	1.600	2.600	1.600	
				Exec: 8.350	8.200	8.050	9.000	8.800	7.000	
				ND:						
				Final: 11.550	11.400	10.950	10.600	11.400	8.600	64.500
				Place: 14T	11	17	19T	17	24	21
22	546	Ryan Hanley	AAG - IL	Diff: 2.500	2.900	2.000	1.600	2.700	2.100	
				Exec: 9.300	8.650	8.250	9.450	6.750	7.900	
				ND:		-0.300				
				Final: 11.800	11.250	10.250	11.050	9.450	10.000	63.800
				Place: 8T	13T	22	9	24	15*	22

2022 Mens Dev Program East Championships

Meet Results







Apr 29 - May 1, 2022

Rank	Num	Name	Gym							AA	
23	480	Max Tope	Williamsburg	Diff: 3.300	3.100	2.700	2.400	2.900	2.800		
				Exec: 8.550	5.250	8.500	8.200	9.300	6.650		
				ND:							
				Final:	11.850	8.350	11.200	10.600	12.200	9.450	63.650
				Place:	6*	24	10*	19*	11T	20	23
24	364	Colden Ackerman	Artistic Sports Acad	Diff: 3.300	3.200	2.600	2.400	2.800	2.100		
				Exec: 7.250	6.900	7.750	8.200	8.550	7.250		
				ND:							
				Final:	10.550	10.100	10.350	10.600	11.350	9.350	62.300
				Place:	24	22	21	19*	18*	22T	24

2022 Mens Dev Program East Championships

Meet Results







Apr 29 - May 1, 2022

Rank	Num	Name	Gym	Diff							AA
1	363	Micah Richardson	Integrity Gym	Diff: 3.500	3.700	3.100	3.200	3.000	2.800		
				Exec: 7.950	8.050	8.300	8.750	9.300	8.000		
				ND:			-0.300				
				Final: 11.450	11.750	11.400	11.650	12.300	10.800	69.350	
				Place: 11	2T	2T	2	2	3T	1	
2	421	Lukas Surgent	Surgent's Elite Gym	Diff: 2.900	3.000	2.900	2.200	2.900	3.000		
				Exec: 9.250	8.700	8.500	7.900	9.150	7.800		
				ND:							
				Final: 12.150	11.700	11.400	10.100	12.050	10.800	68.200	
				Place: 1	4T	2T	22	3T	3T	2	
3	462	Matthew Harrington	Greater Buffalo Gym	Diff: 3.300	3.000	2.100	2.400	2.800	2.200		
				Exec: 7.950	8.550	9.300	8.900	8.800	8.750		
				ND:							
				Final: 11.250	11.550	11.400	11.300	11.600	10.950	68.050	
				Place: 15T	6T	2T	3	9	2	3	
4	500	Andrew Otgonbaatar	Lakeshore Academy	Diff: 3.500	3.600	2.800	2.400	3.000	2.800		
				Exec: 7.050	8.100	7.800	8.050	9.050	8.550		
				ND:							
				Final: 10.550	11.700	10.600	10.450	12.050	11.350	66.700	
				Place: 23	4T	12	20	3T	1	4	
5	473	Albert Sturhahn	World Cup Gymnastics	Diff: 3.000	2.300	2.700	1.600	2.900	2.800		
				Exec: 8.900	8.450	7.950	9.500	8.850	7.650		
				ND:							
				Final: 11.900	10.750	10.650	11.100	11.750	10.450	66.600	
				Place: 4	11	11	8	6*	7	5	
6	494	Michael Hunter	Chelsea Piers	Diff: 3.000	3.400	3.000	2.200	2.800	2.200		
				Exec: 8.400	8.350	7.550	8.950	8.300	8.350		
				ND:							
				Final: 11.400	11.750	10.550	11.150	11.100	10.550	66.500	
				Place: 12	2T	13T	5*	17	5	6	
7	359	Xavier Kowalski	Lga	Diff: 2.900	2.900	2.700	1.600	3.100	2.800		
				Exec: 8.250	8.650	7.850	9.000	8.900	7.500		
				ND:							
				Final: 11.150	11.550	10.550	10.600	12.000	10.300	66.150	
				Place: 18	6T	13T	15T	5	8T	7	
8	395	Christopher Herms	All American Flames	Diff: 3.100	2.900	2.900	2.200	2.900	2.200		
				Exec: 8.550	7.750	8.300	8.900	8.400	7.900		
				ND:			-0.300				
				Final: 11.650	10.650	11.200	10.800	11.300	10.100	65.700	
				Place: 8T	12T	6	12T	14	10	8	
9	543	Karsten Krampe	Empowered Athletics	Diff: 3.500	2.900	2.300	2.400	2.900	2.600		
				Exec: 8.500	8.350	8.500	8.400	7.650	7.900		
				ND:	-0.300						
				Final: 12.000	10.950	10.800	10.800	10.550	10.500	65.600	
				Place: 2T	9	8T	12T	22	6	9	
10	377	Hayden Ronn	Gymsations	Diff: 3.300	2.500	2.700	2.200	3.000	2.100		
				Exec: 8.250	8.200	8.700	8.400	9.400	7.250		
				ND:	-0.500						
				Final: 11.550	10.200	11.400	10.600	12.400	9.350	65.500	
				Place: 10	17	2T	15*	1	18	10	
11	559	Chase Hernandez	All Pro Gym	Diff: 3.200	3.500	3.100	2.200	3.000	2.900		
				Exec: 7.900	8.350	6.850	8.400	8.500	7.100		
				ND:							
				Final: 11.100	11.850	9.950	10.600	11.500	10.000	65.000	
				Place: 19T	1	22T	15*	11	12	11	

2022 Mens Dev Program East Championships

Meet Results







Apr 29 - May 1, 2022

Rank	Num	Name	Gym							AA
12	506	Brayden Folan	NEAG- Marlborough	Diff: 3.200	2.900	2.700	2.200	3.200	2.100	
				Exec: 8.650	7.100	7.600	8.950	8.050	8.200	
				ND:						
				Final: 11.850	10.000	10.300	11.150	11.250	10.300	64.850
				Place: 5	20	17T	5*	15	8T	12
13	495	Takafumi Mashiko	Chelsea Piers	Diff: 3.500	2.900	3.000	1.600	2.900	2.100	
				Exec: 8.250	8.150	6.650	8.900	8.850	7.950	
				ND:						
				Final: 11.750	11.050	9.650	10.500	11.750	10.050	64.750
				Place: 6	8	24	18*	6*	11	13
14	367	Cooper Love	WCG	Diff: 2.700	2.100	2.800	1.600	2.400	1.600	
				Exec: 8.600	8.250	8.650	9.300	8.950	7.600	
				ND:	-0.300					
				Final: 11.300	10.050	11.450	10.900	11.350	9.200	64.250
				Place: 14	19	1	11	13	20*	14
15	430	Ayden Peczka	Newnan Gymnastics	Diff: 2.500	2.100	2.900	1.600	2.900	2.100	
				Exec: 8.150	8.300	7.900	9.400	8.650	7.350	
				ND:	-0.300					
				Final: 10.650	10.100	10.800	11.000	11.550	9.450	63.550
				Place: 22	18	8T	9	10	15T	15
16	458	Colin Selway	PBG	Diff: 3.400	3.000	2.800	1.600	2.800	1.700	
				Exec: 8.300	7.350	7.150	9.550	8.000	7.750	
				ND:						
				Final: 11.700	10.350	9.950	11.150	10.800	9.450	63.400
				Place: 7	15	22T	5T	18T	15T	16
17	540	Isaac Bradley-Williams	Empowered Athletics	Diff: 3.200	2.900	2.800	2.400	2.500	2.100	
				Exec: 7.250	8.200	7.750	7.900	8.300	7.650	
				ND:	-0.300					
				Final: 10.450	10.800	10.550	10.300	10.800	9.750	62.650
				Place: 24	10	13*	21	18T	13	17
18	524	Colby Miller	CGA	Diff: 3.100	2.100	2.100	2.200	2.600	2.200	
				Exec: 8.900	8.500	8.600	7.850	7.350	7.200	
				ND:	-0.300					
				Final: 12.000	10.300	10.700	10.050	9.950	9.400	62.400
				Place: 2T	16	10	23	24	17	18
19	508	Jude Toothman	NEAG- Marlborough	Diff: 3.100	2.900	2.800	2.400	2.700	2.200	
				Exec: 8.100	6.850	7.750	8.550	8.100	6.500	
				ND:			-0.300			
				Final: 11.200	9.750	10.550	10.650	10.800	8.700	61.650
				Place: 17	21	13*	14	18T	23	19
20	514	Joey Hart	Palmetto Gymnastics	Diff: 2.900	2.900	2.300	1.600	2.600	1.100	
				Exec: 8.350	7.650	8.600	8.900	8.550	5.650	
				ND:						
				Final: 11.250	10.550	10.900	10.500	11.150	6.750	61.100
				Place: 15T	14	7	18*	16	25	20
21T	431	Pope Phillips	Newnan Gymnastics	Diff: 3.300	2.200	2.800	2.400	2.800	1.100	
				Exec: 7.400	7.150	7.500	8.950	8.900	6.850	
				ND:	-0.300		-0.100			
				Final: 10.700	9.050	10.300	11.250	11.700	7.950	60.950
				Place: 21	23	17T	4	8	24	21T
21T	381	Ryker Williams	Gymstix	Diff: 2.800	1.700	2.900	1.600	2.100	2.600	
				Exec: 8.300	8.250	7.300	8.150	8.650	6.900	
				ND:	-0.300					
				Final: 11.100	9.650	10.200	9.750	10.750	9.500	60.950
				Place: 19T	22	19	24	21	14	21T

2022 Mens Dev Program East Championships

Meet Results







Apr 29 - May 1, 2022

Rank	Num	Name	Gym							AA
23	545	Tate Outman	Empowered Athletics	Diff: 3.300	1.500	3.100	4.000	3.200	2.900	
				Exec: 8.050	6.000	7.050	8.550	8.200	6.300	
				ND: _____	-1.300	_____	_____	_____	_____	
				Final: 11.350	6.200	10.150	12.550	11.400	9.200	60.850
				Place: 13	25	20	1	12	20T	23
24	382	Tate Cerny	Premier Gym West	Diff: 2.900	1.500	2.100	1.600	2.700	1.600	
				Exec: 8.750	8.400	7.900	9.350	7.700	7.600	
				ND: _____	-1.300	_____	_____	_____	_____	
				Final: 11.650	8.600	10.000	10.950	10.400	9.200	60.800
				Place: 8T	24	21	10	23	20*	24
25	528	Joey Kattler	CPCT	Diff: 1.000	3.300	2.900	0.000	2.500	2.300	
				Exec: 0.000	7.350	6.100	0.000	6.700	6.950	
				ND: _____	_____	_____	_____	_____	_____	
				Final: 1.000	10.650	9.000	0.000	9.200	9.250	39.100
				Place: 25	12T	25	25	25	19	25

2022 Mens Dev Program East Championships

Meet Results







Apr 29 - May 1, 2022

Rank	Num	Name	Gym	Diff							AA
1	536	Will Terzaken	Arlington Tigers	Diff: 3.700	3.500	3.100	3.200	3.200	3.000		
				Exec: 8.700	8.200	8.650	9.200	9.350	8.650		
				ND:							
				Final: 12.400	11.700	11.750	12.400	12.550	11.650	72.450	
				Place: 1	6	2	1	1	1	1	1
2	489	Dylan Nojiri	Brestyan's	Diff: 3.300	3.500	2.900	2.200	3.100	2.200		
				Exec: 8.550	8.500	9.400	9.000	9.100	8.100		
				ND:			-0.300				
				Final: 11.850	12.000	12.300	10.900	12.200	10.300	69.550	
				Place: 6	1T	1	16T	4	9T	2	2
3	376	Eric Kepler	Apollo Gym- VA	Diff: 3.600	2.900	2.300	2.400	3.000	3.000		
				Exec: 8.400	8.600	8.950	8.700	7.950	8.500		
				ND:							
				Final: 12.000	11.500	11.250	11.100	10.950	11.500	68.300	
				Place: 4	7	4T	13T	20	2	3	3
4	439	JacAlan Cecchini	Dunne's Gymnastics	Diff: 3.600	3.700	3.000	2.400	2.700	2.200		
				Exec: 8.550	8.100	7.750	9.000	8.300	7.950		
				ND:							
				Final: 12.150	11.800	10.750	11.400	11.000	10.150	67.250	
				Place: 2	4T	11T	5*	17T	13	4	4
5	529	Samuel Hayes	Ace Gymnastics- PA	Diff: 3.000	3.400	2.900	2.200	3.200	2.100		
				Exec: 8.700	8.000	7.800	9.000	8.500	8.150		
				ND:							
				Final: 11.700	11.400	10.700	11.200	11.700	10.250	66.950	
				Place: 9T	8	13T	9*	7	11	5	5
6	438	Mala'Khy Campbell	Fairland Gymnastics	Diff: 3.600	2.900	2.200	2.200	3.200	3.000		
				Exec: 8.150	8.250	7.750	9.200	8.000	8.200		
				ND:							
				Final: 11.750	11.150	9.950	11.400	11.200	11.200	66.650	
				Place: 8	10	24	5T	14T	3	6	6
7	539	Santiago Veloz	TumbleBees	Diff: 3.000	3.100	2.900	1.600	2.300	2.200		
				Exec: 8.000	8.900	8.650	9.250	8.000	8.450		
				ND:							
				Final: 11.000	12.000	11.550	10.850	10.300	10.650	66.350	
				Place: 19	1T	3	20T	23T	4T	7	7
8	515	Lincoln Negri	Mich. Elite GA	Diff: 3.200	3.400	3.000	2.200	2.900	2.200		
				Exec: 7.400	8.550	8.200	8.850	9.000	7.200		
				ND:			-0.100				
				Final: 10.600	11.950	11.200	10.950	11.900	9.400	66.000	
				Place: 23	3	6	15	5T	18	8	8
9	555	Finn Hall	Sportsplex Gym- MD	Diff: 3.200	3.600	3.000	2.400	2.900	2.200		
				Exec: 8.150	7.500	7.350	9.000	8.200	8.300		
				ND:							
				Final: 11.350	11.100	10.350	11.400	11.100	10.500	65.800	
				Place: 17	11T	18*	5*	16	7	9	9
10	544	Garrett Lewis	Empowered Athletics	Diff: 3.400	2.500	3.000	2.200	3.200	2.400		
				Exec: 8.200	7.150	7.350	9.000	9.100	8.250		
				ND:							
				Final: 11.600	9.650	10.350	11.200	12.300	10.650	65.750	
				Place: 12	20	18*	9*	2	4T	10	10
11	517	Ryan Mangelsdorf	Aeon	Diff: 3.400	2.100	2.900	2.400	3.100	2.800		
				Exec: 8.700	7.350	8.350	9.150	8.400	7.300		
				ND:	-0.300						
				Final: 12.100	9.150	11.250	11.550	11.500	10.100	65.650	
				Place: 3	22	4T	3	8T	14	11	11

2022 Mens Dev Program East Championships

Meet Results







Apr 29 - May 1, 2022

Rank	Num	Name	Gym							AA
12	557	Trevor Rice	Elmhurst	Diff: 3.100	2.200	2.100	2.200	2.600	2.200	
				Exec: 8.350	9.000	8.300	8.700	8.750	7.800	
				ND:	-0.300					
				Final: 11.450	10.900	10.400	10.900	11.350	10.000	65.000
				Place: 14	13	17	16*	11T	15	12
13	379	Brayden Wyzkowski	Gymsations	Diff: 3.200	2.200	2.100	2.200	3.000	2.100	
				Exec: 8.200	7.950	8.950	8.950	8.000	8.200	
				ND:	-0.300					
				Final: 11.400	9.850	11.050	11.150	11.000	10.300	64.750
				Place: 15T	19	7	12	17T	9T	13
14	523	Tey Eagles	CGA	Diff: 3.200	3.000	2.700	2.200	3.000	2.900	
				Exec: 7.500	8.800	7.500	9.250	8.200	6.400	
				ND:						
				Final: 10.700	11.800	10.200	11.450	11.200	9.300	64.650
				Place: 22	4T	21	4	14T	20	14
15	518	Thijs Van Veen	Aeon	Diff: 3.100	3.500	2.200	2.200	2.800	3.000	
				Exec: 7.450	7.800	8.650	7.750	8.200	7.600	
				ND:						
				Final: 10.550	11.300	10.850	9.950	11.000	10.600	64.250
				Place: 24	9	10	25	17T	6	15
16T	396	Colin Bouarouy	Prestige Gym- PA	Diff: 3.900	2.100	2.800	2.200	2.700	2.200	
				Exec: 7.200	8.450	7.900	8.900	9.550	7.550	
				ND:	-1.300					
				Final: 11.100	9.250	10.700	11.100	12.250	9.750	64.150
				Place: 18	21	13T	13T	3	17	16T
16T	526	Brendan Griffin	APEX Athletics	Diff: 3.400	3.100	2.200	2.400	2.700	1.800	
				Exec: 6.900	8.000	7.900	9.000	9.200	7.550	
				ND:						
				Final: 10.300	11.100	10.100	11.400	11.900	9.350	64.150
				Place: 25	11T	23	5*	5T	19	16T
18	538	Elijah Ewell	Ace Gymnastics	Diff: 3.400	2.100	2.700	3.200	2.700	2.200	
				Exec: 8.250	6.750	8.250	8.400	8.800	8.150	
				ND:	-1.300					
				Final: 11.650	7.550	10.950	11.600	11.500	10.350	63.600
				Place: 11	24	9	2	8T	8	18
19	533	Eli Witherspoon	Amplitude Gymnastics	Diff: 3.100	2.100	2.100	2.200	2.200	1.600	
				Exec: 8.850	8.600	8.550	8.700	8.100	7.600	
				ND:	-0.300					
				Final: 11.950	10.400	10.650	10.900	10.300	9.200	63.400
				Place: 5	15	16	16*	23T	21	19
20	378	Graden Spenner	Gymsations	Diff: 3.100	3.000	2.100	2.200	2.800	2.100	
				Exec: 7.650	6.900	8.900	9.000	8.450	6.850	
				ND:						
				Final: 10.750	9.900	11.000	11.200	11.250	8.950	63.050
				Place: 21	18	8	9*	13	22T	20
21	472	Colin Silko	Southern Starz	Diff: 3.300	1.400	2.400	1.800	2.700	2.100	
				Exec: 8.200	8.550	8.300	9.050	8.650	8.100	
				ND:	-2.300					
				Final: 11.500	7.650	10.700	10.850	11.350	10.200	62.250
				Place: 13	23	13T	20T	11T	12	21
22	409	Rohan Pal	Zenith Gymnastics	Diff: 3.200	2.800	2.300	1.600	2.700	1.700	
				Exec: 7.650	7.750	7.850	9.300	7.900	7.250	
				ND:	-0.300					
				Final: 10.850	10.250	10.150	10.900	10.600	8.950	61.700
				Place: 20	17	22	16T	21T	22T	22

2022 Mens Dev Program East Championships

Meet Results







Apr 29 - May 1, 2022

Rank	Num	Name	Gym							AA
23	433	Andrew Sapcoe	Yellow Jackets Gym	Diff: 2.800	2.900	2.100	1.600	2.700	0.600	
				Exec: 8.600	7.800	8.200	9.150	7.500	6.400	
				ND:						
				Final: 11.400	10.700	10.300	10.750	10.200	7.000	60.350
				Place: 15T	14	20	22	25	24	23
24	541	Parker Bush	Empowered Athletics	Diff: 3.500	1.900	2.200	2.800	2.600	3.000	
				Exec: 8.200	7.150	7.650	7.800	8.850	6.800	
				ND:	-2.300		-0.300			
				Final: 11.700	6.750	9.850	10.300	11.450	9.800	59.850
				Place: 9T	25	25	24	10	16	24
25	556	Jae Newman	Elmhurst	Diff: 3.000	2.200	2.200	1.600	2.100	0.000	
				Exec: 8.800	8.450	8.550	9.100	8.500	0.000	
				ND:	-0.300					
				Final: 11.800	10.350	10.750	10.700	10.600	0.000	54.200
				Place: 7	16	11T	23	21T	25	25

2022 Mens Dev Program East Championships

Meet Results







Apr 29 - May 1, 2022

Rank	Num	Name	Gym	Diff							AA
1	393	Ty Hicks	Power In Motion Gym	Diff: 3.300	3.500	3.100	3.600	3.100	2.800		
				Exec: 8.600	8.600	8.050	9.100	9.600	7.250		
				ND:							
				Final: 11.900	12.100	11.150	12.700	12.700	10.050	70.600	
				Place: 5	1	3	1	1	6T	1	
2	478	Jeremy Richard	Chicago Park	Diff: 3.000	3.400	3.100	3.200	2.400	2.300		
				Exec: 8.850	7.850	7.850	8.650	8.800	8.300		
				ND:							
				Final: 11.850	11.250	10.950	11.850	11.200	10.600	67.700	
				Place: 6	6	4T	3	11	3	2	
3	492	Kayden Susa	Gymland- Arena Gym	Diff: 3.500	3.400	3.100	2.200	2.900	2.200		
				Exec: 8.750	6.900	8.250	9.000	9.200	7.900		
				ND:							
				Final: 12.250	10.300	11.350	11.200	12.100	10.100	67.300	
				Place: 1	11	1T	7*	2	5	3	
4	420	AJ Sumangil	Capital Gym NTC-VA	Diff: 3.100	3.000	2.200	2.200	2.900	2.100		
				Exec: 8.050	8.900	8.750	8.500	8.950	7.950		
				ND:							
				Final: 11.150	11.900	10.950	10.700	11.850	10.050	66.600	
				Place: 16	3	4T	15	4	6T	4	
5	513	Stirling Crum	Palmetto Gymnastics	Diff: 3.000	2.300	2.300	2.200	2.900	1.700		
				Exec: 7.900	8.450	9.050	9.000	9.100	8.350		
				ND:	-0.300						
				Final: 10.900	10.450	11.350	11.200	12.000	10.050	65.950	
				Place: 18	10	1T	7*	3	6T	5	
6	410	Mitchell Peoples	Zenith Gymnastics	Diff: 3.100	2.500	2.300	2.200	2.800	2.200		
				Exec: 8.250	8.150	8.100	9.150	8.550	7.500		
				ND:							
				Final: 11.350	10.650	10.400	11.350	11.350	9.700	64.800	
				Place: 11	7	11T	5T	9	9T	6	
7	447	Duncan Caruk	GTC-CT	Diff: 2.900	3.600	3.200	2.200	3.200	2.900		
				Exec: 8.500	6.900	6.650	8.500	8.500	7.950		
				ND:			-0.300				
				Final: 11.400	10.500	9.850	10.400	11.700	10.850	64.700	
				Place: 9T	9	14	19	5	2	7	
8	542	Lewis Guy	Empowered Athletics	Diff: 3.400	2.200	3.000	2.400	2.900	2.400		
				Exec: 7.600	8.700	7.900	9.100	8.550	7.750		
				ND:	-1.300						
				Final: 11.000	9.600	10.900	11.500	11.450	10.150	64.600	
				Place: 17	15	6	4	8	4	8	
9	390	Tristen Bryant	Lake Murray Gym	Diff: 3.200	2.900	3.100	2.200	2.700	2.100		
				Exec: 7.300	8.450	7.500	8.400	8.950	7.550		
				ND:							
				Final: 10.500	11.350	10.600	10.600	11.650	9.650	64.350	
				Place: 22	4T	8	16	6	11	9	
10	408	Christian Griffin	Zenith Gymnastics	Diff: 3.000	2.500	3.000	2.200	2.400	2.100		
				Exec: 9.050	7.500	6.750	8.900	8.550	7.600		
				ND:							
				Final: 12.050	10.000	9.750	11.100	10.950	9.700	63.550	
				Place: 4	13	16	10	14	9T	10	
11	475	Connor Jublou	Rose's Gymnastics	Diff: 2.900	3.200	2.300	1.600	2.400	2.200		
				Exec: 8.900	8.150	6.850	9.300	8.200	7.150		
				ND:							
				Final: 11.800	11.350	9.150	10.900	10.600	9.350	63.150	
				Place: 7	4T	19	12T	18	12	11	

2022 Mens Dev Program East Championships

Meet Results







Apr 29 - May 1, 2022

Rank	Num	Name	Gym	Diff							AA
12	488	Cameron Garcia	Charleston Twisters	Diff: 3.100	3.600	2.800	2.200	2.300	1.000		
				Exec: 7.550	8.450	8.050	7.650	8.550	7.900		
				ND:						-1.000	
				Final: 10.650	12.050	10.850	9.850	10.850	7.900		62.150
				Place: 20	2	7	22	15T	21		12
13	558	Jaydin Ashford	Alabama Starz	Diff: 3.500	2.900	2.900	3.200	2.900	1.600		
				Exec: 7.700	7.000	7.500	8.850	7.950	7.400		
				ND: -0.500	-1.000		-0.100				
				Final: 10.700	8.900	10.400	11.950	10.850	9.000		61.800
				Place: 19	17	11T	2	15T	15T		13
14	474	Austin House	Rose's Gymnastics	Diff: 2.900	3.700	3.000	2.200	2.400	2.300		
				Exec: 8.650	5.750	6.250	9.000	8.400	7.000		
				ND:							
				Final: 11.550	9.450	9.250	11.200	10.800	9.300		61.550
				Place: 8	16	18	7*	17	13		14
15	418	Alan Dutt	KMC Gymnastics	Diff: 3.300	1.800	2.200	2.400	2.200	1.700		
				Exec: 8.900	8.300	8.350	9.050	9.100	7.400		
				ND:	-3.300		-0.100				
				Final: 12.200	6.800	10.550	11.350	11.300	9.100		61.300
				Place: 2	20T	9	5T	10	14		15
16	407	Kyal Vennos Herard	GSC	Diff: 3.400	3.000	3.100	2.200	2.800	1.600		
				Exec: 7.850	6.650	6.700	8.800	8.700	7.350		
				ND:			-0.100		-1.000		
				Final: 11.250	9.650	9.800	10.900	11.500	7.950		61.050
				Place: 13T	14	15	12T	7	19T		16
17	391	Calder Weinberg	Lake Murray Gym	Diff: 3.000	3.000	2.700	2.400	2.900	1.600		
				Exec: 7.600	7.200	7.600	8.100	7.550	6.350		
				ND:							
				Final: 10.600	10.200	10.300	10.500	10.450	7.950		60.000
				Place: 21	12	13	17	19	19T		17
18	416	Chandler Powell	SIGS Sportsplex	Diff: 2.900	1.500	2.600	1.600	2.300	1.200		
				Exec: 8.350	8.250	7.500	9.350	8.750	7.800		
				ND:	-1.300	-1.000					
				Final: 11.250	8.450	9.100	10.950	11.050	9.000		59.800
				Place: 13T	18	20	11	12T	15T		18
19	392	Asher Wokurka	Lake Murray Gym	Diff: 3.000	1.500	2.800	2.200	2.100	1.600		
				Exec: 8.300	8.000	6.850	8.200	7.750	6.500		
				ND:	-1.300		-0.300				
				Final: 11.300	8.200	9.650	10.100	9.850	8.100		57.200
				Place: 12	19	17	21	20	17		19
20	406	Z McKirryher	GSC	Diff: 3.100	2.100	2.800	2.400	3.000	1.500		
				Exec: 8.100	6.700	7.650	7.800	6.550	7.500		
				ND:	-2.000				-1.000		
				Final: 11.200	6.800	10.450	10.200	9.550	8.000		56.200
				Place: 15	20T	10	20	21	18		20
21	374	Etienne Gaillard	Apollo Gym- VA	Diff: 3.500	3.500	0.000	2.200	3.100	3.700		
				Exec: 8.600	7.050	0.000	8.650	7.950	7.600		
				ND:			-0.100				
				Final: 12.100	10.550	0.000	10.750	11.050	11.300		55.750
				Place: 3	8	21*	14	12T	1		21
22	368	FX-Dylan Maresma	WCG	Diff: 3.000	0.000	0.000	0.000	0.000	0.000		
				Exec: 8.400	0.000	0.000	0.000	0.000	0.000		
				ND:							
				Final: 11.400	0.000	0.000	0.000	0.000	0.000		11.400
				Place: 9T	22*	21*	23	22*	22*		22

2022 Mens Dev Program East Championships

Meet Results

Apr 29 - May 1, 2022

Rank	Num	Name	Gym							AA	
23	476	V-Gavin Jublou	Rose's Gymnastics	Diff: 0.000	0.000	0.000	2.400	0.000	0.000		
				Exec: 0.000	0.000	0.000	8.050	0.000	0.000		
				ND:							
				Final:	0.000	0.000	0.000	10.450	0.000	0.000	10.450
				Place:	23	22*	21*	18	22*	22*	23