





# 2019 Women's JO Nationals

## Team Results

May 18-19, 2019

Page: 1  
 Printed: 5/19/2019 9:46:23 PM  
 Women / 10 / Senior F  
 Session: 6S

Rank	Gym	Team	Score				
1	Team R5	R5	153.575	39.075 1	38.800 1	37.500 6	38.200 1T
2	Team R1	R1	152.875	38.900 3	38.125 3	37.650 5	38.200 1T
3	Team R8	R8	152.525	38.975 2	38.475 2	37.850 2T	37.225 6
4	Team R4	R4	152.300	38.675 5	38.075 4	37.425 7	38.125 3
5	Team R3	R3	151.925	38.825 4	37.875 5	37.700 4	37.525 4
6	Team R6	R6	150.850	38.350 7	37.200 7	37.950 1	37.350 5
7	Team R7	R7	149.475	38.400 6	37.725 6	36.200 8	37.150 7
8	Team R2	R2	146.125	37.775 8	34.125 8	37.850 2T	36.375 8

# 2019 Women's JO Nationals

## Meet Results

May 18-19, 2019

Page: 1  
 Printed: 5/19/2019 9:46:19 PM  
 Women / 10 / Senior F  
 Session: 6S  
 Judge's Signatures



Rank	Num	Name	Gym					AA
1	1250	Chloe Widner	Texas Dreams	9.900 2	9.700 4T	9.675 1	9.850 1	39.125 1
2	1256	Kai Rivers	Twistars USA MI	9.850 4T	9.925 1	9.500 8T	9.625 4T	38.900 2
3	1213	Makarri Doggette	Buckeye OH	9.875 3	9.900 2	9.600 4T	9.375 25	38.750 3
4T	1246	Hallie Thompson	Southeastern NC	9.925 1	9.525 15T	9.400 18*	9.550 12	38.400 4T
4T	1254	AK Subject	Twin City Twist MN	9.775 7T	9.625 9	9.400 18*	9.600 6T	38.400 4T
4T	1214	Elizabeth Culton	Bull City NC	9.600 26T	9.725 3	9.625 2T	9.450 17T	38.400 4T
7T	1253	Abby Paulson	Twin City Twist MN	9.700 15T	9.600 10	9.175 33T	9.700 2	38.175 7T
7T	1228	Jane Poniewaz	Gymcats NV	9.675 20	9.475 18T	9.425 16T	9.600 6T	38.175 7T
9	1242	Robyn Kelley	Reading MA	9.700 15T	9.125 36	9.625 2T	9.600 6T	38.050 9
10	1217	Kathryn Thaler	Champions Gym TX	9.450 37	9.700 4T	9.550 7	9.325 27	38.025 10
11	1219	Ronni Binstock	Docksiders MD	9.650 21T	9.475 18T	9.175 33T	9.575 10T	37.875 11
12	1209	Kayla Bird	Arizona Dynamics	9.475 34T	9.550 12T	9.175 33T	9.475 14T	37.675 12
13T	1211	Sofi Sullivan	Azarian CA	9.725 11T	8.950 38T	9.475 14	9.500 13	37.650 13T
13T	1212	Lauren Beckwith	Buckeye OH	9.625 23T	9.050 37	9.500 8T	9.475 14T	37.650 13T
15	1229	Jenna Domingo	HI Island Twisters	9.525 32T	9.525 15T	9.500 8T	9.050 39T	37.600 15
16	1236	Callie Schlottman	Legacy Gym MN	9.350 42T	9.325 24T	9.425 16T	9.400 20T	37.500 16
17	1222	Halee Burgsteiner	Excalibur VA	9.400 39T	9.450 20	9.350 23	9.275 29T	37.475 17
18	1204	Kylie Gorgenyi	Ace MA	9.825 6	9.700 4T	8.700 48T	9.225 32T	37.450 18
19	1227	Rachel DeCavitch	Gym World OH	9.725 11T	9.175 33	8.875 41T	9.650 3	37.425 19
20T	1210	Natalie Sadighi	Azarian CA	9.750 9T	9.550 12*	9.250 29	8.850 45T	37.400 20T
20T	1207	Allix Mason	All American UT	9.600 26T	9.550 12*	8.850 43T	9.400 20T	37.400 20T
22	1232	Halle Remlinger	KidSport MN	9.850 4T	9.525 15T	8.550 51T	9.400 20T	37.325 22
23	1245	Jenna Weitz	South Shore MA	9.475 34T	8.950 38T	9.600 4T	9.225 32T	37.250 23
24	1248	Madi Brooks	Sun Country FL	9.650 21T	9.575 11	9.450 15	8.550 52T	37.225 24

# 2019 Women's JO Nationals

## Meet Results

May 18-19, 2019

Page: 2  
 Printed: 5/19/2019 9:46:19 PM  
 Women / 10 / Senior F  
 Session: 6S





Rank	Num	Name	Gym					AA
25	1257	Daisy Woodring	Ultimate OK	9.725 11T	9.275 27T	9.200 32	9.000 41T	37.200 25
26	1215	Ariel Toomey	Cascade Elite W WA	9.475 34T	8.500 48	9.575 6	9.600 6T	37.150 26
27	1240	Jacy Whitehead	Pearland Elite TX	9.575 30	9.150 34T	9.275 27T	9.100 37T	37.100 27
28T	1230	Shyan Phillips	Head Over Heels CA	9.750 9T	9.300 26	8.400 54T	9.625 4T	37.075 28T
28T	1231	Makenna Clarke	Jaycie Phelps IN	9.625 23T	8.475 49T	9.500 8*	9.475 14T	37.075 28T
28T	1226	Avery Stauffacher	Gold Medal AZ	9.525 32T	8.925 40	9.500 8*	9.125 36	37.075 28T
31	1237	Sophia LeBlanc	MA Gym Center	9.350 42T	9.425 21T	9.300 25T	8.850 45T	36.925 31
32T	1241	Ariana Agrapides	Premier NJ	9.775 7T	9.425 21T	8.800 45T	8.900 44	36.900 32T
32T	1205	Joanna Chambers	AcroTex TX	9.600 26T	9.200 32	8.850 43T	9.250 31	36.900 32T
34	1235	Kyla Podges	Legacy Gym KY	9.350 42T	9.275 27T	8.900 39T	9.350 26	36.875 34
35T	1208	Cameron Kelperis	American Gym CA	9.700 15T	8.475 49T	9.225 30T	9.400 20T	36.800 35T
35T	1255	Jori Jackard	Twistars USA MI	9.150 55	9.650 7T	8.550 51T	9.450 17T	36.800 35T
37T	1234	Ryanna Head	La Fleur's FL	9.700 15T	9.275 27T	8.400 54T	9.225 32*	36.600 37T
37T	1244	Hannah Hartung	Solid Rock NE	9.275 51	9.150 34T	8.950 37T	9.225 32*	36.600 37T
39	1238	Kenzie Kunzman	Nebraska School	9.325 46T	8.750 42	9.225 30T	9.275 29T	36.575 39
40	1218	Gayla Griswold	Cypress Pointe LA	9.725 11T	8.775 41	8.450 53	9.575 10T	36.525 40
41	1247	Grace Kaiding	Stars & Stripes MI	9.625 23T	9.325 24T	8.900 39T	8.650 50	36.500 41
42	1259	Leksana Andrews	Xtreme MA	9.125 56	8.650 43T	9.325 24	9.300 28	36.400 42
43	1251	Anna Sumner	Tift GA	9.300 49T	9.275 27T	9.375 21T	8.275 56T	36.225 43
44	1223	McCaleigh Marr	First State DE	9.350 42T	9.375 23	8.750 47	8.700 49	36.175 44
45	1260	Aleka Tsiknias	First in Flight NC	9.325 46T	9.650 7T	8.700 48T	8.450 54	36.125 45
46	1249	Audrey Kaufman	TAGS Eden MN	9.300 49T	8.000 54T	9.375 21T	9.425 19	36.100 46
47T	1221	Julianna Weil	Everest NC	9.700 15T	9.250 31	8.050 57	9.000 41T	36.000 47T
47T	1225	Eller Bart	Galaxy NY	9.200 53T	8.300 52	9.400 18T	9.100 37T	36.000 47T

# 2019 Women's JO Nationals

## Meet Results

May 18-19, 2019

Page: 3  
 Printed: 5/19/2019 9:46:19 PM  
 Women / 10 / Senior F  
 Session: 6S

Rank	Num	Name	Gym					AA
49	1258	Amy Stewart	Uzelac PA	9.425 38	8.575 45	8.575 50	9.400 20T	35.975 49
50	1203	Cameryn Nichols	Absolute MA	9.325 46T	8.475 49T	9.300 25T	8.825 47	35.925 50
51	1201	Brooke Weins	5280 Gym CO	9.600 26T	8.550 46T	8.950 37T	8.550 52T	35.650 51
52	1220	Maya Ford	Emerald City WA	9.375 41	8.000 54T	9.025 36	8.925 43	35.325 52
53	1233	Kathryn Koopman	Kokokahi HI	9.400 39T	7.250 56	9.275 27T	8.800 48	34.725 53
54	1243	Danni Riggs	Richmond Olympiad VA	9.075 57	8.550 46T	8.225 56	8.600 51	34.450 54
55	1216	Madelyn Solomon	Cedar Valley IA	9.200 53T	7.200 57	8.800 45T	9.050 39T	34.250 55
56	1252	Christin Bandy	Trevino's TX	9.225 52	8.650 43T	7.675 58	8.275 56T	33.825 56
57	1202	Rose DeBarberie	AJS Pancott PA	9.550 31	0.000 58	8.875 41T	8.325 55	26.750 57
58	1239	Taylor Weber	Northpointe WA	0.000 58	8.100 53	9.500 8T	0.000 58	17.600 58