





2019 Women's JO Nationals

Team Results

May 18-19, 2019

| Rank | Gym | Team | Score |  |  |  |  |
|------|---------|------|---------|---|---|---|---|
| 1 | Team R8 | R8 | 151.525 | 38.125 2 | 37.775 4 | 37.650 1 | 37.975 1 |
| 2 | Team R1 | R1 | 150.975 | 38.200 1 | 37.900 2 | 37.125 5 | 37.750 4 |
| 3 | Team R7 | R7 | 150.550 | 37.825 4T | 37.350 5 | 37.600 2 | 37.775 3 |
| 4 | Team R5 | R5 | 150.375 | 38.075 3 | 38.025 1 | 36.850 7 | 37.425 5 |
| 5 | Team R2 | R2 | 149.375 | 36.775 8 | 37.825 3 | 37.400 3 | 37.375 6 |
| 6 | Team R3 | R3 | 148.425 | 37.300 7 | 36.675 6T | 37.375 4 | 37.075 8 |
| 7 | Team R6 | R6 | 148.375 | 37.425 6 | 36.675 6T | 37.050 6 | 37.225 7 |
| 8 | Team R4 | R4 | 147.975 | 37.825 4T | 35.800 8 | 36.400 8 | 37.950 2 |

2019 Women's JO Nationals

Meet Results

May 18-19, 2019





Page: 1

Printed: 5/18/2019 12:15 PM

Women / 10 / Senior A

Session: 1S

Judge's Signatures

| Rank | Num | Name | Gym |  |  |  |  | AA |
|------|-----|-------------------|--------------------|---|--|---|---|---------------|
| 1 | 747 | Madelyn Williams | San Mateo CA | 9.650 2 | 9.675 1T | 9.550 3 | 9.575 3T | 38.450 1 |
| 2 | 732 | Moorea Linker | La Fleur's FL | 9.700 1 | 9.125 32 | 9.375 9T | 9.675 1 | 37.875 2 |
| 3T | 704 | Victoria Henry | Apollo VA | 9.450 17T | 9.325 21T | 9.450 6T | 9.600 2 | 37.825 3T |
| 3T | 752 | Kendall LaPlante | Tampa Turners FL | 9.500 9T | 9.375 18 | 9.475 5 | 9.475 10 | 37.825 3T |
| 5 | 730 | Hannah Oliveros | IGI Gym IL | 9.375 27T | 9.450 13T | 9.500 4 | 9.450 11T | 37.775 5 |
| 6T | 701 | Sage Thompson | All American UT | 9.475 11T | 9.675 1T | 9.125 26* | 9.450 11T | 37.725 6T |
| 6T | 717 | Alex Theodorou | Desert Lights AZ | 9.600 4T | 9.450 13T | 9.125 26* | 9.550 5 | 37.725 6T |
| 8 | 745 | Haley Tyson | Phenom IL | 9.525 8 | 9.500 6T | 9.300 18T | 9.375 20T | 37.700 8 |
| 9 | 744 | Jada Mangahas | Parkettes PA | 9.350 29T | 9.475 9T | 9.450 6T | 9.400 17T | 37.675 9 |
| 10 | 705 | Kaitlyn Grimes | BIG Gym IL | 9.500 9T | 9.525 4T | 9.000 38T | 9.500 8T | 37.525 10 |
| 11 | 754 | Izzy Sissi | Twin City Twist MN | 9.625 3 | 9.150 31 | 9.200 24 | 9.525 6T | 37.500 11 |
| 12T | 746 | Jenna Hlavach | Rebounders MD | 9.550 6T | 9.200 30 | 9.350 12T | 9.350 23T | 37.450 12T |
| 12T | 749 | Amaya Marshall | Southeastern NC | 9.475 11T | 9.500 6T | 9.275 23 | 9.200 30T | 37.450 12T |
| 14 | 743 | Hannah Loyim | North Stars NJ | 9.475 11T | 9.275 24T | 9.350 12T | 9.325 25T | 37.425 14 |
| 15 | 736 | Amanda Zeng | Metropolitan WA | 9.400 24T | 9.475 9T | 9.100 29 | 9.200 30T | 37.175 15 |
| 16 | 703 | Kielyn McCright | Amer Twisters FL | 9.000 45T | 9.500 6T | 9.450 6T | 9.175 32T | 37.125 16 |
| 17 | 709 | Ashley Blum | Cascade Elite W WA | 8.575 54 | 9.350 19T | 9.625 1T | 9.525 6T | 37.075 17 |
| 18 | 715 | Mia Hebinck | Colorado Aerials | 9.175 35T | 9.225 28T | 9.050 31T | 9.400 17T | 36.850 18 |
| 19 | 716 | Brynn Freehling | Connecticut Gym | 9.150 37T | 9.325 21T | 9.025 33T | 9.325 25T | 36.825 19 |
| 20 | 723 | Maya Belog | Giguere MA | 9.000 45T | 9.000 34 | 9.375 9T | 9.425 15T | 36.800 20 |
| 21 | 742 | Emma Loyim | North Stars NJ | 9.175 35T | 9.275 24T | 9.000 38T | 9.300 27T | 36.750 21 |
| 22T | 737 | Gabrielle Stephen | Midwest Elite IL | 9.600 4T | 9.550 3 | 8.550 48 | 9.025 44 | 36.725 22T |
| 22T | 741 | Julia Knowler | North Shore LA | 9.450 17T | 9.275 24T | 8.625 46 | 9.375 20T | 36.725 22T |
| 24 | 720 | Athlyn Drage | Flips MN | 9.550 6T | 9.350 19T | 8.350 53 | 9.450 11T | 36.700 24 |

2019 Women's JO Nationals

Meet Results



May 18-19, 2019

Page: 2

Printed: 5/18/2019 12:15 PM

Women / 10 / Senior A





Session: 1S

| Rank | Num | Name | Gym |  |  |  |  | AA |
|------|-----|--------------------|--------------------|---|--|---|---|---------------|
| 25 | 733 | Erika Penamante | Legacy Elite IL | 9.375 27T | 9.450 13T | 9.025 33T | 8.825 45 | 36.675 25 |
| 26T | 727 | Maddie Tyau | HI Island Twisters | 8.950 48 | 9.525 4T | 9.350 12T | 8.725 48 | 36.550 26T |
| 26T | 734 | Hannah Richardson | Metroplex TX | 9.200 34 | 8.975 35 | 9.300 18T | 9.075 41T | 36.550 26T |
| 28 | 725 | Ariana Light | Golden City FL | 9.425 21T | 8.225 47 | 9.350 12T | 9.450 11T | 36.450 28 |
| 29 | 729 | Marisa Aiello | Hunts MI | 9.450 17T | 9.400 16T | 9.025 33T | 8.525 50 | 36.400 29 |
| 30T | 710 | Gabi Wickman | Cascade Elite WA | 9.300 31 | 9.475 9T | 8.100 54 | 9.500 8T | 36.375 30T |
| 30T | 757 | Peyton Childs | Sonshine NC | 9.425 21T | 9.400 16T | 8.475 51 | 9.075 41T | 36.375 30T |
| 32 | 735 | Emma Simpton | Metroplex TX | 9.450 17T | 8.875 37T | 8.750 45 | 9.250 29 | 36.325 32 |
| 33 | 714 | Emmalise Nock | Classic MN | 9.425 21T | 8.475 42T | 8.775 44 | 9.575 3T | 36.250 33 |
| 34 | 724 | Kaitlyn Lam | Gliders CA | 9.475 11T | 8.325 45 | 9.300 18T | 9.100 38T | 36.200 34 |
| 35 | 708 | Elise Tisler | Capital VA | 9.350 29T | 8.350 44 | 9.050 31T | 9.425 15T | 36.175 35 |
| 36 | 707 | Jillian Procasky | Capital TX | 9.475 11T | 8.300 46 | 9.625 1T | 8.750 46T | 36.150 36 |
| 37 | 739 | Skye Harper | New Image NY | 9.475 11T | 8.000 49T | 9.350 12T | 9.300 27T | 36.125 37 |
| 38T | 719 | Ella Chemotti | Euro Stars MI | 9.125 40T | 9.300 23 | 8.575 47 | 9.100 38T | 36.100 38T |
| 38T | 751 | Grace Wehry | Stallone PA | 9.025 43T | 8.925 36 | 8.975 40 | 9.175 32T | 36.100 38T |
| 40 | 712 | Asta Farrell | Chelsea Piers NY | 9.400 24T | 9.475 9T | 9.025 33T | 8.125 54 | 36.025 40 |
| 41 | 718 | Emily Isabelli | Emerald City WA | 9.125 40T | 8.675 40 | 9.025 33T | 9.150 37 | 35.975 41 |
| 42T | 711 | Kathryn Weilbacher | Champions Gym TX | 9.150 37* | 7.975 51 | 9.375 9T | 9.350 23T | 35.850 42T |
| 42T | 738 | Halle Rourke | Nebraska School | 9.150 37* | 8.825 39 | 8.500 50 | 9.375 20T | 35.850 42T |
| 42T | 731 | Clara Hong | Iron Cross TX | 9.100 42 | 9.250 27 | 9.075 30 | 8.425 51 | 35.850 42T |
| 45 | 713 | Alexa Ebeling | Chow's IA | 9.225 33 | 8.475 42T | 9.300 18T | 8.700 49 | 35.700 45 |
| 46 | 755 | Amari Evans | WOGA TX | 8.700 53 | 9.225 28T | 8.525 49 | 9.075 41T | 35.525 46 |
| 47 | 753 | Anna Leigh | Tobler MN | 8.875 49 | 7.775 52T | 9.125 26T | 9.400 17T | 35.175 47 |
| 48 | 740 | Ava Scafani | North Bay CA | 9.025 43T | 8.125 48 | 8.850 41T | 9.100 38T | 35.100 48 |

2019 Women's JO Nationals

Meet Results

May 18-19, 2019

| Rank | Num | Name | Gym |  |  |  |  | AA |
|------|-----|--------------------|-------------------|---|--|---|---|--------------|
| 49 | 722 | Gabrielle Winstead | Garland's WA | 8.825 50 | 8.000 49T | 9.325 17 | 8.750 46T | 34.900 49 |
| 50 | 756 | Katie McNamara | Walters GymJam CA | 9.250 32 | 6.875 54 | 9.150 25 | 9.175 32T | 34.450 50 |
| 51 | 726 | Kiele Abraham | Gymcats NV | 8.750 52 | 9.100 33 | 7.825 55 | 8.400 52T | 34.075 51 |
| 52 | 706 | Grace Kuhn | Bronco Elite ID | 8.775 51 | 7.775 52T | 8.800 43 | 8.400 52T | 33.750 52 |
| 53 | 702 | Hailey Vultaggio | All Stars NY | 9.400 24T | 5.850 56 | 9.300 18T | 9.175 32T | 33.725 53 |
| 54 | 728 | Kendall Foy | Hotshots NY | 8.400 55 | 8.600 41 | 8.850 41T | 7.750 55 | 33.600 54 |
| 55 | 750 | Lily Bodnar | St. Louis MO | 9.000 45T | 5.875 55 | 8.425 52 | 9.175 32T | 32.475 55 |
| 56 | 721 | Katharine Klugman | Galaxy NY | 0.000 56 | 8.875 37T | 0.000 56 | 0.000 56 | 8.875 56 |