











## TRAMPOLINE GYMNASTICS WORLD CUP RUSSIA, Khabarovsk 2019 | FIG ID 15566

## Synchronised trampoline — MEN — Qualification

					S1	S2	S3	S4	S5	S6	S7	S8	S9	S10	L	E	D	H	Syn- chro	Total	Score	
1.	#11666	HANCHAROU	Uladzis-lau		1995	0	0	0	1.0	1.0	0.5	0.5	0	1.0	2.0	0	9.40	5.2	9.80	19.42	43.820	96.150
	#11670	RABTSAU	Aleh		1994	1.0	1.0	1.5	1.5	1.5	2.0	1.5	1.5	2.0	2.0	0.5	8.45	16.2	9.10	18.58	52.330	
2.	#6907	MELNIK	Mikhail		1991	1.0	1.5	1.5	0.5	1.0	0.5	1.0	0	2.0	1.5	0	8.95	4.8	9.50	19.06	42.310	93.390
	#6911	AZARIAN	Sergei		1990	1.0	2.0	2.0	2.0	2.0	2.0	1.0	2.0	2.5	2.5	0	8.10	16.0	9.00	17.98	51.080	
3.	#6986	KISHI	Daiki		1994	2.0	1.0	2.0	0.5	0.5	1.0	1.0	0	1.5	2.0	0	8.85	6.0	9.20	18.58	42.630	92.590
	#11902	SAKAI	Ryosuke		1997	1.5	2.5	2.0	1.5	2.5	2.5	2.0	2.0	2.5	2.5	0	7.85	15.8	9.25	17.06	49.960	
4.	#7250	GLUCKSTEIN	Jeffrey		1993	1.0	0.5	0	0.5	1.0	0	1.0	1.0	1.5	2.0	0.5	9.10	4.8	9.40	17.20	40.500	92.250
	#23269	SHOSTAK	Aliaksei		1995	1.5	2.0	1.5	2.0	2.0	2.0	2.0	2.0	1.5	2.5	0.5	8.05	15.8	9.20	18.70	51.750	
5.	#1285	GANCHINHO	Diogo		1987	0	0.5	1.0	0	1.0	1.0	1.0	1.0	2.0	2.0	0.5	9.00	5.4	9.80	15.72	39.920	90.550
	#14263	FERREIRA	Pedro		1997	1.0	1.5	2.0	2.5	2.5	2.0	2.0	2.5	2.0	2.5	0.5	7.90	16.0	9.25	17.48	50.630	
6.	#31053	ISHIKAWA	Yamato		1999	0	0.5	1.0	0.5	1.0	1.0	1.0	1.0	3.0			8.10	4.2	8.45	17.02	37.770	88.960
	#31000	UNNO	Hiroto		2000	2.5	2.5	2.5	3.0	3.0	2.5	2.5	3.0	2.5	2.5	0	7.35	17.3	9.40	17.14	51.190	
7.	#13947	ALIYEV	Pirmam-		1997	0	1.0	1.0	1.0	1.0	1.0	1.5	1.5	2.0	2.5	0.5	8.70	5.0	9.55	15.70	38.950	88.800
	#14077	MUSSABAYEV	mad Danil		1998	1.5	2.0	2.0	2.0	2.0	2.0	2.0	2.0	2.0	2.5	0.5	7.95	15.0	8.90	18.00	49.850	
8.	#31288	CHARTIER	Julian		1999	0	1.0	1.0	1.0	1.5	0.5	2.0	2.0	2.5	2.0	0.5	8.60	5.6	9.10	17.84	41.140	88.200
	#7176	DEMIRO O DOMIRO	Morgan		1995	2.0	2.0	2.5	1.5	2.0	3.0	3.0	2.0	2.0	3.0	5.0	7.20	14.6	9.00	16.26	47.060	
9.	#6507	SOEHN	Keegan		1992	0.5	2.0	1.0	0	1.0	2.0	2.0	3.0	2.0	2.5	0.5	8.35	5.4	8.95	16.32	39.020	86.170
	#33763	SHUH	Nathan		1997	1.5	2.0	2.5	3.0	2.5	3.0	2.5	3.0	3.0	3.5	1.0	7.25	15.6	8.60	15.70	47.150	
10.	#328	BURNETT	Jason		1986	0	0	1.5	1.0	1.0	0.5	1.5	2.5	1.5			8.05	3.3	8.20	14.90	34.450	83.240
	#29267	CHARTIER	Jérémy		2001	1.0	1.5	2.0	1.5	2.0	1.0	1.5	2.0	2.0	3.0	0	8.25	14.0	8.90	17.64	48.790	
11.	#13527	GESUELLI	Cody		1998	0.5	0.5	1.0	1.5	1.0	1.0	2.0	1.5	1.5	2.5	0.5	8.65	5.0	9.30	16.78	39.730	83.060
	#30397	PADILLA	Ruben		2001	2.0	2.5	3.0	3.0	3.5	2.5	3.0	2.0	2.0	3.0	0.5	7.30	15.2	9.25	11.58	43.330	
12.	#25023	BUYUKARSLAN	Dogukan		1999	0	0.5	0.5	0.5	1.5	1.0	2.0	2.0	2.0	3.0	5.0	8.20	5.8	9.30	17.86	41.160	82.840
	#15860	MUTLU	Gurkan		1993	2.0	2.0	2.5	1.5	2.0	1.5	2.0	2.0	2.0			7.25	11.4	8.15	15.28	-0.4	→
																				41.680		
13.	#47081	YANG	Yanwei		1998	0	0.5	0.5	1.0	1.0	1.0	0.5	0.5	1.5	2.0	1.0	9.05	4.3	9.45	18.16	40.960	74.570
	#25057	LIAN	Shidong		1997	1.5	1.0	2.0	2.0	2.0	2.0	2.5					5.70	10.5	6.55	10.86	33.610	

					S1	S2	S3	S4	S5	S6	S7	S8	S9	S10	L	E	D	H	Syn- chro	Total	Score	
14.	#14321	THOMAS	Aiden		1992	1.0	2.0	0	1.5	1.5	0	1.0	1.5	2.5	3.0	1.0	8.50	6.0	9.50	18.70	42.700	73.650
	#7085	RUTHERFORD	Blake		1996	2.0	2.0	2.5	2.5	2.0	2.5						4.65	9.6	5.50	11.20	30.950	
				AUS																		
15.	#33983	XIAO	Jinyu		1995	0	0	1.0	0	1.0	0.5	0.5	0.5	2.0	1.5	0	9.30	3.7	9.50	16.86	39.360	63.760
	#48646	YAN	Langyu		1999	2.0	1.0	2.0	1.0	2.0							4.20	6.0	4.70	9.50	24.400	
				CHN																		
16.	#23721	MITEV	Mihael		2001	0.5	0	0.5	1.0	0.5	0.5	2.0	2.5	2.0	3.0	1.5	8.60	5.2	9.25	16.96	40.010	45.420
	#9308	MIHALEV	Mariyan		1999	2.5											0.75	2.0	0.80	1.86	5.410	
				BUL																		
17.	#9807	PIUNOV	Oleg		1993	0	0.5	1.0	0	1.5	1.0	1.0	0.5	2.0	2.5	0	9.00	4.3	9.30	17.90	40.500	45.400
	#6909	GRISHUNIN	Ilya		1989	2.0											0.80	2.0	0.80	1.50	-0.2	
				AZE																	→	
				AZE																	4.900	