

2019 Men's JO Nationals

Meet Results







May 2-5, 2019

Page: 1
Printed: 5/2/2019 11:59:41 AM

Men / 9 / 14 yrs

Session: 1S

Judge's Signatures

Rank	Num	Name	Gym							AA
1	394	Luke Esparó	New Era	Diff: 4.300	3.000	3.700	4.400	3.500	3.400	
				Exec: 8.700	8.950	9.250	9.000	8.600	8.900	
				ND: _____	_____	_____	-0.100	_____	_____	
				Final: 13.000	11.950	12.950	13.300	12.100	12.300	75.600
				Place: 8T	5	1	2	23T	2T	1
2	12	Kellan Stodden	5280 Gym	Diff: 3.900	3.400	3.900	4.000	3.300	3.100	
				Exec: 9.000	8.100	8.850	8.850	9.500	8.550	
				ND: _____	_____	_____	_____	_____	_____	
				Final: 12.900	11.500	12.750	12.850	12.800	11.650	74.450
				Place: 14T	18T	2	11	2	17T	2
3	53	Eric Chan	American Gym	Diff: 3.800	3.300	3.700	3.200	3.200	3.500	
				Exec: 9.200	8.550	9.000	8.900	8.550	9.000	
				ND: _____	_____	_____	_____	_____	_____	
				Final: 13.000	11.850	12.700	12.100	11.750	12.500	73.900
				Place: 8*	7*	3	27*	45*	1	3
4	514	Sasha Malinkine	Salto Gym	Diff: 4.100	3.400	3.600	4.000	3.400	3.300	
				Exec: 8.300	9.000	8.350	8.400	8.900	9.000	
				ND: _____	_____	_____	-0.100	_____	_____	
				Final: 12.400	12.400	11.950	12.300	12.300	12.300	73.650
				Place: 33T	2	21T	20T	13T	2T	4
5	638	Miles Walker	West Coast	Diff: 3.900	3.100	3.500	4.000	3.400	3.200	
				Exec: 9.300	8.750	8.950	7.850	9.500	8.350	
				ND: _____	_____	-0.300	_____	_____	_____	
				Final: 13.200	11.850	12.150	11.850	12.900	11.550	73.500
				Place: 2*	7T	12T	39T	1	24	5
6	623	Carter Kim	WOGA	Diff: 4.100	3.400	3.900	4.000	3.800	3.500	
				Exec: 8.900	7.700	8.500	9.200	8.750	7.500	
				ND: _____	_____	_____	_____	_____	_____	
				Final: 13.000	11.100	12.400	13.200	12.550	11.000	73.250
				Place: 8T	33T	5	5	7	46T	6
7	489	Anthony Koppie	Roswell	Diff: 3.900	2.700	3.500	4.000	3.100	3.500	
				Exec: 9.200	8.350	8.800	9.150	9.000	7.900	
				ND: _____	_____	_____	_____	_____	_____	
				Final: 13.100	11.050	12.300	13.150	12.100	11.400	73.100
				Place: 6*	36	7	6*	23*	31T	7
8	405	Ryan Barela	North Valley	Diff: 3.400	2.500	3.700	4.000	3.300	3.200	
				Exec: 8.950	8.400	8.200	9.150	9.200	8.450	
				ND: _____	_____	-0.300	_____	_____	_____	
				Final: 12.350	10.900	11.600	13.150	12.500	11.650	72.150
				Place: 40	39	42T	6*	8T	17T	8
9	45	Ricken Matsuzawa	All American UT	Diff: 3.700	3.300	4.000	3.200	3.600	3.000	
				Exec: 8.100	8.750	8.200	9.500	8.550	8.150	
				ND: _____	_____	_____	_____	_____	_____	
				Final: 11.800	12.050	12.200	12.700	12.150	11.150	72.050
				Place: 65T	4	9T	13T	20T	43	9
10	516	Mitchell Mularski	Salto Gym	Diff: 3.900	3.400	3.300	3.200	3.700	2.300	
				Exec: 8.750	8.400	8.150	8.750	8.800	9.350	
				ND: _____	_____	_____	-0.100	_____	_____	
				Final: 12.650	11.800	11.450	11.850	12.500	11.650	71.900
				Place: 24	11T	53	39T	8T	17T	10

2019 Men's JO Nationals







Meet Results

May 2-5, 2019

Page: 2
Printed: 5/2/2019 11:59:41 AM

Men / 9 / 14 yrs







Session: 1S

Rank	Num	Name	Gym							AA
11	233	David Grossman	Gym Spot	Diff: 3.600	3.000	3.500	4.000	3.400	3.300	
				Exec: 9.200	6.900	8.850	8.900	8.500	8.700	
				ND: _____	_____	_____	-0.100	_____	_____	
				Final: 12.800	9.900	12.350	12.800	11.900	12.000	71.750
				Place: 17T	62	6	12	33T	5	11
12T	486	Clayton Staunton	Ridgewood	Diff: 3.400	3.700	2.800	4.400	3.300	2.500	
				Exec: 9.000	8.200	8.600	9.250	8.150	8.500	
				ND: _____	_____	_____	-0.100	_____	_____	
				Final: 12.400	11.900	11.400	13.550	11.450	11.000	71.700
				Place: 33T	6	54T	1	53T	46T	12T
12T	413	Logan Hepner	Olympia Gym	Diff: 3.500	2.900	2.300	2.800	3.100	3.100	
				Exec: 9.050	8.750	9.600	8.800	9.000	9.200	
				ND: _____	_____	-0.300	-0.100	_____	_____	
				Final: 12.550	11.650	11.600	11.500	12.100	12.300	71.700
				Place: 26T	15	42T	51	23*	2T	12T
14	463	Evan Reichert	Premier West	Diff: 3.700	3.300	3.400	2.400	3.000	2.700	
				Exec: 9.450	8.550	8.000	8.800	9.600	8.600	
				ND: _____	_____	_____	_____	_____	_____	
				Final: 13.150	11.850	11.400	11.200	12.600	11.300	71.500
				Place: 5	7*	54T	64T	4T	36T	14
15	172	Nicholas Davisio	Elevate	Diff: 3.300	3.000	3.500	4.000	3.100	2.900	
				Exec: 8.900	8.200	8.400	9.000	8.750	8.400	
				ND: _____	_____	_____	_____	_____	_____	
				Final: 12.200	11.200	11.900	13.000	11.850	11.300	71.450
				Place: 44T	28T	24T	9	37*	36T	15
16T	460	Giovanni Mantia	Premier West	Diff: 3.300	3.600	2.400	3.200	3.200	2.900	
				Exec: 9.100	8.000	8.850	9.050	9.200	8.950	
				ND: _____	_____	-0.300	-0.100	_____	_____	
				Final: 12.400	11.600	10.950	12.150	12.400	11.850	71.350
				Place: 33T	16T	65	23T	11T	8*	16T
16T	11	Jesse Redfoot	5280 Gym	Diff: 3.600	3.200	3.600	3.300	3.200	3.200	
				Exec: 8.550	8.500	8.400	9.150	8.250	8.400	
				ND: _____	_____	_____	_____	_____	_____	
				Final: 12.150	11.700	12.000	12.450	11.450	11.600	71.350
				Place: 47T	14	20	17T	53T	20*	16T
18	424	Julian Galvez	Paragon NTC	Diff: 3.900	3.200	3.500	4.000	3.600	3.000	
				Exec: 9.300	6.800	8.750	9.000	9.000	7.800	
				ND: _____	_____	-0.300	-0.300	_____	_____	
				Final: 13.200	10.000	11.950	12.700	12.600	10.800	71.250
				Place: 2*	59	21T	13T	4T	54T	18
19	576	Nicho Hamilton	Texas Dreams	Diff: 3.800	2.400	2.700	2.300	2.900	2.500	
				Exec: 9.200	8.450	9.450	9.650	8.900	9.200	
				ND: _____	_____	-0.300	_____	_____	_____	
				Final: 13.000	10.850	11.850	11.950	11.800	11.700	71.150
				Place: 8*	40T	28T	34T	42T	15T	19
20	635	Matthew Navarro	West Coast	Diff: 3.600	3.700	3.600	3.300	3.500	2.400	
				Exec: 9.250	7.800	8.650	8.950	9.100	7.250	
				ND: _____	_____	_____	_____	_____	_____	
				Final: 12.850	11.500	12.250	12.250	12.600	9.650	71.100
				Place: 16	18T	8	22	4T	75	20

2019 Men's JO Nationals

Meet Results







May 2-5, 2019

Rank	Num	Name	Gym							AA
21	349	Quinten Weeks	Mercury	Diff: 3.400	3.100	3.100	3.200	2.700	3.100	
				Exec: 9.050	7.550	9.350	8.850	9.550	8.500	
				ND: _____	_____	-0.300	-0.100	_____	_____	
				Final: 12.450	10.650	12.150	11.950	12.250	11.600	71.050
				Place: 31*	50*	12T	34T	15T	20*	21
22	118	Rowan Dumond	Champions TX	Diff: 4.000	2.800	3.900	3.200	3.500	2.900	
				Exec: 8.800	7.800	8.200	8.950	8.650	8.300	
				ND: _____	_____	_____	_____	_____	_____	
				Final: 12.800	10.600	12.100	12.150	12.150	11.200	71.000
				Place: 17T	53T	16T	23*	20T	39T	22
23	62	Adrian Rodriguez	Aspire Kids	Diff: 4.000	3.400	3.600	3.200	3.700	3.200	
				Exec: 9.200	7.100	8.550	9.200	7.000	8.550	
				ND: _____	_____	_____	_____	_____	_____	
				Final: 13.200	10.500	12.150	12.400	10.700	11.750	70.700
				Place: 2T	55	12T	19	69T	13T	23
24	23	Martin Macsary	Above the Barre	Diff: 3.300	2.400	2.500	3.200	3.200	2.300	
				Exec: 8.750	9.050	9.450	8.950	8.950	9.150	
				ND: _____	-0.300	-0.300	_____	_____	_____	
				Final: 12.050	11.150	11.650	12.150	12.150	11.450	70.600
				Place: 55	30T	39T	23*	20T	27T	24
25	212	Elijah Ariss	Go For It USA	Diff: 4.100	3.600	3.500	3.200	3.700	2.700	
				Exec: 8.900	8.250	7.950	8.800	8.350	8.000	
				ND: -0.300	_____	-0.300	-0.100	_____	_____	
				Final: 12.700	11.850	11.150	11.900	12.050	10.700	70.350
				Place: 21T	7T	60	37*	28T	58T	25
26T	515	Sam Marek	Salto Gym	Diff: 4.200	3.000	3.600	4.000	3.200	2.700	
				Exec: 8.200	8.300	6.950	9.350	8.600	8.250	
				ND: _____	_____	_____	-0.100	_____	_____	
				Final: 12.400	11.300	10.550	13.250	11.800	10.950	70.250
				Place: 33T	24T	69T	3T	42T	48T	26T
26T	609	Gus McGowen	USA Gym World	Diff: 3.300	3.000	3.300	2.800	3.400	2.400	
				Exec: 8.650	8.450	8.450	9.300	9.000	8.800	
				ND: _____	-0.300	_____	-0.300	_____	_____	
				Final: 11.950	11.150	11.750	11.800	12.400	11.200	70.250
				Place: 59T	30T	33T	41T	11T	39T	26T
28T	611	Alexandru Nitache	Ultimate	Diff: 3.700	3.200	3.500	4.000	3.400	3.200	
				Exec: 7.800	6.550	8.700	9.150	8.650	8.700	
				ND: _____	_____	-0.300	-0.100	_____	_____	
				Final: 11.500	9.750	11.900	13.050	12.050	11.900	70.150
				Place: 70T	66	24T	8	28T	7	28T
28T	640	Luke Tully	Westside	Diff: 4.300	2.700	2.600	3.300	3.100	3.200	
				Exec: 7.700	8.550	8.250	9.300	8.800	8.750	
				ND: -0.100	_____	-0.300	_____	_____	_____	
				Final: 11.900	11.250	10.550	12.600	11.900	11.950	70.150
				Place: 62T	27	69T	15T	33*	6	28T
30	192	Los Leonard	Flipspot	Diff: 3.700	3.100	3.700	3.200	3.100	3.500	
				Exec: 8.850	7.550	7.850	8.800	8.800	7.950	
				ND: _____	_____	_____	_____	_____	_____	
				Final: 12.550	10.650	11.550	12.000	11.900	11.450	70.100
				Place: 26T	50*	46T	31*	33*	27T	30

2019 Men's JO Nationals

Meet Results







May 2-5, 2019

Rank	Num	Name	Gym							AA
31	617	Alex Baum	WOGA	Diff: 3.500	3.400	3.000	3.200	3.600	3.000	
				Exec: 9.000	8.700	8.700	7.900	8.250	7.750	
				ND: _____	_____	_____	_____	_____	_____	
				Final: 12.500	12.100	11.700	11.100	11.850	10.750	70.000
				Place: 29T	3	36T	67	37T	57	31
32	581	Jared Fry	Texas Elite	Diff: 3.600	2.500	3.000	4.000	3.200	3.100	
				Exec: 7.900	8.450	7.800	8.950	9.000	8.750	
				ND: _____	-0.300	_____	_____	_____	_____	
				Final: 11.500	10.650	10.800	12.950	12.200	11.850	69.950
				Place: 70T	50T	67	10	18*	8T	32
33	13	Trent Stodden	5280 Gym	Diff: 3.900	3.300	3.900	3.200	3.600	3.200	
				Exec: 8.600	7.700	8.150	8.800	7.500	8.250	
				ND: _____	_____	_____	-0.300	_____	_____	
				Final: 12.500	11.000	12.050	11.700	11.100	11.450	69.800
				Place: 29T	37	18T	44T	61T	27T	33
34	622	Daniel Gurevich	WOGA	Diff: 3.900	3.700	3.000	2.800	3.600	2.900	
				Exec: 8.800	8.100	8.600	9.150	8.050	7.100	
				ND: _____	_____	_____	_____	_____	_____	
				Final: 12.700	11.800	11.600	11.950	11.650	10.000	69.700
				Place: 21T	11T	42T	34T	49T	72T	34
35	597	Jesse Goncalves	TumbleBees	Diff: 3.800	2.400	2.400	2.400	3.300	2.700	
				Exec: 8.750	7.850	9.200	9.200	8.950	9.150	
				ND: _____	-0.300	-0.300	_____	_____	_____	
				Final: 12.550	9.950	11.300	11.600	12.250	11.850	69.500
				Place: 26T	60T	58	47T	15*	8T	35
36T	633	Brandon Dang	West Coast	Diff: 3.500	3.800	3.300	2.400	3.600	2.200	
				Exec: 8.350	9.250	8.550	9.050	7.900	7.950	
				ND: _____	_____	-0.300	-0.100	_____	_____	
				Final: 11.850	13.050	11.550	11.350	11.500	10.150	69.450
				Place: 64	1	46T	55*	52	70	36T
36T	32	William Kudlac	Achievers	Diff: 3.200	3.200	3.300	2.800	3.200	2.500	
				Exec: 9.100	7.900	8.200	8.650	9.100	8.300	
				ND: _____	_____	_____	_____	_____	_____	
				Final: 12.300	11.100	11.500	11.450	12.300	10.800	69.450
				Place: 41T	33T	51T	52	13T	54T	36T
38	345	Joel Torres	Meadowlands	Diff: 3.700	3.300	3.000	3.200	2.700	3.100	
				Exec: 8.300	7.500	8.550	9.100	9.150	7.800	
				ND: _____	_____	_____	_____	_____	_____	
				Final: 12.000	10.800	11.550	12.300	11.850	10.900	69.400
				Place: 56T	43T	46T	20T	37T	50T	38
39	565	Joseph Pennell	Swiss Turners	Diff: 3.800	2.900	3.700	1.700	2.300	2.100	
				Exec: 8.450	8.550	8.450	9.250	9.650	8.500	
				ND: _____	_____	_____	_____	_____	_____	
				Final: 12.250	11.450	12.150	10.950	11.950	10.600	69.350
				Place: 43	20	12T	70	32	61T	39
40T	589	Charley Thompson	Trinity	Diff: 3.900	2.400	3.700	4.000	3.200	3.200	
				Exec: 9.200	5.000	8.150	9.250	8.900	8.400	
				ND: _____	_____	_____	_____	_____	_____	
				Final: 13.100	7.400	11.850	13.250	12.100	11.600	69.300
				Place: 6*	77	28T	3T	23T	20*	40T

2019 Men's JO Nationals

Meet Results







May 2-5, 2019

Rank	Num	Name	Gym							AA
40T	466	Nicholas Townsend	Premier West	Diff: 3.400	3.200	3.300	3.200	3.100	2.900	
				Exec: 8.750	8.000	8.600	8.900	8.000	8.050	
				ND: _____	_____	_____	-0.100	_____	_____	
				Final: 12.150	11.200	11.900	12.000	11.100	10.950	69.300
				Place: 47T	28T	24T	31T	61T	48T	40T
42	568	Ali Bhimani	Tatarus	Diff: 3.500	2.300	3.100	1.600	2.700	2.300	
				Exec: 8.800	8.500	9.400	9.250	9.400	8.800	
				ND: _____	_____	-0.300	-0.100	_____	_____	
				Final: 12.300	10.800	12.200	10.750	12.100	11.100	69.250
				Place: 41T	43T	9T	74	23T	44	42
43	400	Colin Hafdahl	Nicks Flippin Kids	Diff: 3.500	2.800	2.400	2.300	3.100	2.300	
				Exec: 9.200	8.050	8.600	9.250	8.750	8.900	
				ND: _____	_____	_____	_____	_____	_____	
				Final: 12.700	10.850	11.000	11.550	11.850	11.200	69.150
				Place: 21T	40T	62T	49T	37*	39T	43
44	393	Andrew DAgostino	New Era	Diff: 3.200	3.500	3.500	2.400	3.500	3.200	
				Exec: 9.000	7.600	8.150	9.000	7.900	8.200	
				ND: _____	_____	_____	-0.100	_____	_____	
				Final: 12.200	11.100	11.650	11.300	11.400	11.400	69.050
				Place: 44T	33T	39T	61T	56T	31T	44
45	574	Peyton Cramer	Texas Dreams	Diff: 2.800	3.700	2.400	1.700	3.200	2.700	
				Exec: 9.600	7.000	9.450	9.550	9.000	8.200	
				ND: _____	_____	-0.300	_____	_____	_____	
				Final: 12.400	10.700	11.550	11.250	12.200	10.900	69.000
				Place: 33T	46T	46T	63	18*	50T	45
46	549	Alex Grapsas	St. Louis	Diff: 3.800	2.700	3.600	3.200	3.000	2.800	
				Exec: 8.350	7.150	8.000	8.900	9.500	7.900	
				ND: _____	_____	_____	_____	_____	_____	
				Final: 12.150	9.850	11.600	12.100	12.500	10.700	68.900
				Place: 47T	63*	42T	27*	8T	58T	46
47	281	Jonathan Saguier	High Point	Diff: 3.800	3.400	3.200	3.200	2.900	2.400	
				Exec: 8.200	7.950	8.800	8.600	9.100	7.600	
				ND: _____	_____	-0.300	-0.100	_____	_____	
				Final: 12.000	11.350	11.700	11.700	12.000	10.000	68.750
				Place: 56T	22T	36*	44T	31	72T	47
48	656	Brian Solomon	Yellow Jacket	Diff: 4.000	3.800	2.500	3.200	3.300	3.000	
				Exec: 8.600	7.600	8.050	8.800	7.550	8.700	
				ND: _____	_____	-0.300	-0.100	_____	_____	
				Final: 12.600	11.400	10.250	11.900	10.850	11.700	68.700
				Place: 25	21	74	37*	66	15T	48
49T	151	Skylar Graves	Dauntless	Diff: 3.900	3.200	3.400	2.800	3.400	3.200	
				Exec: 8.100	7.150	8.400	9.000	7.700	8.300	
				ND: _____	_____	_____	_____	_____	_____	
				Final: 12.000	10.350	11.800	11.800	11.100	11.500	68.550
				Place: 56T	56	32	41T	61T	25T	49T
49T	483	Aiden Esval	Ridgewood	Diff: 3.500	2.900	3.400	2.200	3.300	2.500	
				Exec: 8.600	8.450	7.350	8.700	8.950	9.000	
				ND: _____	_____	-0.300	_____	_____	_____	
				Final: 12.100	11.350	10.450	10.900	12.250	11.500	68.550
				Place: 52T	22T	73	71	15*	25T	49T

2019 Men's JO Nationals

Meet Results

May 2-5, 2019

Rank	Num	Name	Gym							AA
51	625	Cole Rigdon	WOGA	Diff: 3.600	3.400	3.200	2.800	3.400	2.600	
				Exec: 7.100	7.550	8.550	8.550	9.250	8.800	
				ND: _____	_____	_____	-0.300	_____	_____	
				Final: 10.700	10.950	11.750	11.050	12.650	11.400	68.500
				Place: 76	38	33T	68	3	31T	51
52	20	Cody Loving	Above the Bar	Diff: 3.600	3.500	3.500	1.800	3.000	2.700	
				Exec: 8.500	6.150	8.350	9.350	8.650	9.050	
				ND: _____	_____	_____	_____	_____	_____	
				Final: 12.100	9.650	11.850	11.150	11.650	11.750	68.150
				Place: 52T	67	28T	66	49T	13T	52
53	461	Aidan Murray	Premier West	Diff: 3.300	3.000	3.000	3.200	2.900	2.300	
				Exec: 8.600	7.300	8.850	8.900	8.200	8.750	
				ND: _____	_____	-0.300	_____	_____	_____	
				Final: 11.900	10.300	11.550	12.100	11.100	11.050	68.000
				Place: 62T	57	46T	27*	61T	45	53
54	44	Degan Marshall	All American UT	Diff: 4.000	3.500	3.500	2.400	3.500	3.200	
				Exec: 8.900	7.200	8.650	8.950	8.550	6.100	
				ND: _____	_____	-0.300	_____	_____	-0.300	
				Final: 12.900	10.700	11.850	11.350	12.050	9.000	67.850
				Place: 14T	46T	28T	55*	28T	76	54
55	397	Nico Smith	New Era	Diff: 3.300	2.400	2.900	3.200	3.500	2.300	
				Exec: 9.450	7.450	8.750	8.850	7.200	8.500	
				ND: _____	_____	_____	_____	_____	_____	
				Final: 12.750	9.850	11.650	12.050	10.700	10.800	67.800
				Place: 20	63T	39T	30	69T	54T	55
56	566	Eric Simon	Swiss Turners	Diff: 3.200	2.600	2.900	2.200	3.200	2.500	
				Exec: 8.600	8.550	9.300	9.150	6.850	8.700	
				ND: _____	_____	_____	_____	_____	_____	
				Final: 11.800	11.150	12.200	11.350	10.050	11.200	67.750
				Place: 65T	30T	9T	55*	75	39T	56
57T	210	Alex Tran	Georgia Gym Acad	Diff: 3.600	2.700	3.100	2.800	3.400	3.100	
				Exec: 9.350	7.150	8.950	8.900	8.350	6.650	
				ND: _____	_____	-0.300	-0.100	_____	_____	
				Final: 12.950	9.850	11.750	11.600	11.750	9.750	67.650
				Place: 12T	63*	33T	47T	45T	74	57T
57T	415	Tyler Sherman	Olympia Gym	Diff: 3.500	2.900	2.300	2.200	3.000	2.300	
				Exec: 8.150	8.700	9.200	8.800	8.900	8.000	
				ND: _____	_____	-0.300	_____	_____	_____	
				Final: 11.650	11.600	11.200	11.000	11.900	10.300	67.650
				Place: 69	16T	59	69	33T	66T	57T
59T	420	Christopher Xanthos	Oregon Gym	Diff: 3.400	2.900	2.500	2.900	3.000	2.800	
				Exec: 9.050	6.700	9.150	8.850	7.600	9.000	
				ND: _____	_____	-0.300	_____	_____	_____	
				Final: 12.450	9.600	11.350	11.750	10.600	11.800	67.550
				Place: 31*	68*	56T	43	71T	12	59T
59T	193	Noah Mutchler	Flipspot	Diff: 4.200	2.700	3.200	2.800	2.800	2.600	
				Exec: 7.550	7.250	8.800	9.350	9.000	7.900	
				ND: -0.300	_____	-0.300	_____	_____	_____	
				Final: 11.450	9.950	11.700	12.150	11.800	10.500	67.550
				Place: 72	60T	36*	23T	42T	64	59T

2019 Men's JO Nationals







Meet Results

May 2-5, 2019

Page: 7
Printed: 5/2/2019 11:59:42 AM

Men / 9 / 14 yrs

Session: 1S

Rank	Num	Name	Gym							AA
61	146	Elijah Harris	Daggett's	Diff: 3.600	2.700	2.500	2.800	3.200	2.900	
				Exec: 8.800	6.650	8.800	8.850	8.050	8.950	
				ND: _____	_____	-0.300	-0.100	_____	_____	
				Final: 12.400	9.350	11.000	11.550	11.250	11.850	67.400
				Place: 33*	71	62T	49T	60	8*	61
62	542	Randy Nichols	Sportsplex	Diff: 3.600	2.900	3.300	3.200	3.000	2.700	
				Exec: 8.350	5.900	9.050	9.250	7.750	8.650	
				ND: _____	_____	-0.300	_____	_____	_____	
				Final: 11.950	8.800	12.050	12.450	10.750	11.350	67.350
				Place: 59T	73	18T	17T	67T	35	62
63	122	Emory Smith	Chelsea Piers	Diff: 3.000	3.300	2.800	2.200	2.700	3.000	
				Exec: 8.950	7.400	8.100	9.000	8.350	8.400	
				ND: _____	_____	-0.300	_____	_____	_____	
				Final: 11.950	10.700	10.600	11.200	11.050	11.400	66.900
				Place: 59T	46T	68	64T	65	31T	63
64	163	Sebastian Martinez	EVO Gym	Diff: 3.900	2.600	2.500	3.200	2.900	3.100	
				Exec: 8.900	5.100	8.700	8.800	8.950	8.500	
				ND: _____	_____	-0.300	_____	_____	_____	
				Final: 12.800	7.700	10.900	12.000	11.850	11.600	66.850
				Place: 17T	75T	66	31*	37T	20*	64
65	220	Christopher Moran	Gold Cup	Diff: 3.600	3.100	3.600	2.400	3.600	3.100	
				Exec: 8.800	7.600	6.400	9.000	7.850	7.550	
				ND: _____	_____	_____	_____	_____	_____	
				Final: 12.400	10.700	10.000	11.400	11.450	10.650	66.600
				Place: 33*	46T	76T	53*	53T	60	65
66	487	Frederick Krebs	Rochester Gym	Diff: 3.600	3.000	3.100	2.400	2.900	2.800	
				Exec: 8.100	6.550	8.200	9.000	8.500	8.650	
				ND: _____	_____	-0.300	_____	_____	_____	
				Final: 11.700	9.550	11.000	11.400	11.400	11.450	66.500
				Place: 67T	70	62T	53*	56T	27T	66
67	353	Mannuel Hilario	Metropolitan	Diff: 3.200	2.600	3.600	2.400	2.400	2.300	
				Exec: 8.000	8.250	8.850	8.900	8.000	7.900	
				ND: _____	_____	_____	_____	_____	_____	
				Final: 11.200	10.850	12.450	11.300	10.400	10.200	66.400
				Place: 74	40T	4	61T	74	69	67
68T	398	Dylan Tu	New Era	Diff: 3.100	3.300	2.600	1.600	3.300	3.000	
				Exec: 9.050	8.000	9.300	8.500	7.300	7.300	
				ND: _____	_____	_____	_____	_____	_____	
				Final: 12.150	11.300	11.900	10.100	10.600	10.300	66.350
				Place: 47T	24T	24T	76	71T	66T	68T
68T	324	Kavan Puri	Lakeshore	Diff: 3.700	3.500	3.900	2.400	3.600	2.900	
				Exec: 8.400	7.100	7.900	8.950	6.950	7.350	
				ND: _____	_____	-0.300	_____	_____	_____	
				Final: 12.100	10.600	11.500	11.350	10.550	10.250	66.350
				Place: 52T	53T	51T	55*	73	68	68T
70	564	Brandon Haiser	Surgents Elite	Diff: 2.800	2.900	2.500	2.200	2.800	2.000	
				Exec: 8.200	7.850	8.350	9.150	8.950	8.900	
				ND: _____	_____	-0.300	_____	_____	_____	
				Final: 11.000	10.750	10.550	11.350	11.750	10.900	66.300
				Place: 75	45	69T	55*	45T	50T	70

2019 Men's JO Nationals







Meet Results

May 2-5, 2019

Page: 8
Printed: 5/2/2019 11:59:42 AM

Men / 9 / 14 yrs

Session: 1S

Rank	Num	Name	Gym							AA
71	130	McKinley Michel	Columbia Gym	Diff: 3.800	2.600	3.300	2.200	3.400	2.500	
				Exec: 7.900	6.500	8.350	8.650	8.000	8.800	
				ND: _____	_____	-0.300	-0.300	_____	_____	
				Final: 11.700	9.100	11.350	10.550	11.400	11.300	65.400
				Place: 67T	72	56T	75	56T	36T	71
72	42	Scott Faust	All American NJ	Diff: 3.300	3.200	3.100	2.400	3.200	3.200	
				Exec: 8.850	6.850	7.300	9.050	7.550	7.650	
				ND: _____	_____	-0.300	-0.100	_____	_____	
				Final: 12.150	10.050	10.100	11.350	10.750	10.850	65.250
				Place: 47T	58	75	55*	67T	53	72
73	305	Nathan Mirsky	Indigo	Diff: 3.600	3.400	3.300	2.400	3.000	3.000	
				Exec: 7.650	7.900	9.100	8.700	5.250	7.600	
				ND: _____	_____	-0.300	-0.300	_____	_____	
				Final: 11.250	11.300	12.100	10.800	8.250	10.600	64.300
				Place: 73	24T	16T	73	76	61T	73
74	358	Alan Sorebov	Metropolitan	Diff: 3.500	2.300	2.900	2.200	3.200	2.600	
				Exec: 8.700	6.900	7.650	8.650	8.550	8.000	
				ND: _____	-1.000	_____	_____	_____	_____	
				Final: 12.200	8.200	10.550	10.850	11.750	10.600	64.150
				Place: 44T	74	69T	72	45*	61T	74
75	35	Ty Kitlowski	AcroTex	Diff: 3.900	2.500	3.500	2.800	3.500	3.200	
				Exec: 9.050	5.200	6.800	9.000	8.150	6.850	
				ND: _____	_____	-0.300	-0.100	_____	_____	
				Final: 12.950	7.700	10.000	11.700	11.650	10.050	64.050
				Place: 12T	75T	76T	44T	49T	71	75
76	650	Evan McGrath	Xtreme Altitude	Diff: 4.100	2.900	2.500	4.000	0.000	0.000	
				Exec: 9.350	6.700	8.850	8.600	0.000	0.000	
				ND: _____	_____	-0.300	_____	_____	_____	
				Final: 13.450	9.600	11.050	12.600	0.000	0.000	46.700
				Place: 1	68*	61	15T	77	77	76
77	234	Elliot Harold	Gym Spot	Diff: 0.000	3.000	3.300	0.000	3.000	2.700	
				Exec: 0.000	8.750	8.650	0.000	8.400	7.700	
				ND: _____	_____	_____	_____	_____	_____	
				Final: 0.000	11.750	11.950	0.000	11.400	10.400	45.500
				Place: 77	13	21T	77	56T	65	77