

2019 Men's JO Nationals

Meet Results

May 2-5, 2019

Page: 1

Printed: 5/3/2019 8:43:11 PM

Men / 10 / 16 yrs

Session: 4J,4S,5J,5S,6J,6S







Judge's Signatures

Rank	Num	Name	Gym							AA
1	552	Mark Berlaga	Stanford Boys	13.250 10*	12.150 4T	14.100 1	13.450 12*	12.600 24*	11.650 41T	77.200 1
2	407	Joseph Pepe	North Valley	13.600 5	10.600 88T	12.250 28	14.400 1	13.100 2T	12.700 1T	76.650 2
3	139	Marcel Aguirre	Cypress Academy	13.850 2	11.900 16T	13.000 7	13.400 15*	12.400 38*	12.000 20T	76.550 3
4	423	Ian Dinmore	Paragon NTC	13.200 13	12.850 1	12.700 11T	13.150 23T	12.150 69T	12.100 14T	76.150 4
5	391	Alex Vandendries	New England Acad	12.300 68T	11.750 24T	13.100 5	12.850 48*	13.100 2T	12.700 1T	75.800 5
6	83	Caden Spencer	Bozhi Gym Nest	12.800 27T	12.100 8T	12.550 17*	13.500 10T	11.800 81T	12.300 9T	75.050 6
7	392	Josh Wornell	New England Acad	12.550 45	12.000 12T	11.900 40*	13.650 7	12.750 12*	12.100 14T	74.950 7
8	630	Jadon Roberson	Waller's GymJam	13.500 6	10.300 99	12.750 10	13.450 12*	13.000 6	11.900 23T	74.900 8
9	340	Syam Buradagunta	Massachusetts Elite	13.700 3T	12.200 2T	12.200 29T	13.750 6	12.450 31*	10.550 94T	74.850 9
10	652	Derek Schlagenhauf	Xtreme Altitude	13.300 8T	11.550 35T	12.200 29*	11.900 97T	13.300 1	12.450 5	74.700 10
11	9	Max Kephart	5280 Gym	12.450 49*	11.900 16*	11.900 40*	13.400 15T	12.900 7T	12.100 14T	74.650 11
12	143	John Wendeborn	Cypress Academy	12.950 18*	11.500 37T	12.150 35T	12.500 64T	12.800 10T	12.600 3	74.500 12
13	636	Sean Shimizu	West Coast	11.750 103T	11.700 28T	12.400 21	13.250 20	12.750 12T	12.550 4	74.400 13
14T	459	Andrew Kasper	Premier West	12.750 32T	12.200 2T	11.200 82	13.050 34T	12.500 28*	12.400 6T	74.100 14T
14T	485	Haden Ray	Ridgewood	12.900 20T	11.850 22	11.750 46*	13.000 38*	12.800 10T	11.800 30T	74.100 14T
16	147	Christopher Hiser	Daggett's	13.950 1	11.900 16*	12.650 15T	13.200 21T	11.750 84T	10.500 97	73.950 16
17	296	Aaron Stein	Houston Gym Center	12.250 74T	11.450 40*	12.700 11T	13.500 10T	12.650 21T	11.300 62T	73.850 17
18	562	Donovyn Diaz	Surgents Elite	12.800 27*	12.050 10T	11.750 46*	13.400 15*	12.750 12*	11.000 74T	73.750 18
19T	198	Brigham Frentheway	Frontier Gym	12.850 24*	10.650 85T	13.350 3	12.950 40*	12.200 60T	11.500 48*	73.500 19T
19T	495	Andrew Overman	Roth's Crosspoint	12.600 42T	11.350 52T	12.350 22*	13.100 26*	12.450 31T	11.650 41T	73.500 19T
21T	217	Riley Rose	Go For It USA	12.850 24T	11.650 30*	13.050 6	13.050 34*	12.200 60T	10.550 94T	73.350 21T
21T	238	William Harrington	Gym USA WG	12.850 24*	10.650 85T	12.700 11T	12.900 43T	12.450 31T	11.800 30T	73.350 21T
21T	278	Jaden Laubstein	Head Over Heels	12.700 35*	11.900 16*	12.300 27	12.900 43*	12.900 7T	10.650 91	73.350 21T
21T	371	Matthew Burgoyne	Montgomery County	12.900 20T	11.500 37T	12.350 22T	13.450 12T	11.150 119T	12.000 20T	73.350 21T

2019 Men's JO Nationals

Meet Results

May 2-5, 2019

Rank	Num	Name	Gym							AA
25	109	Xander Agate	Cascade Elite	13.000 17	11.350 52T	12.200 29T	12.350 71*	12.700 16*	11.700 37T	73.300 25
26	491	Blake Rodgers	Roswell	13.100 14T	11.500 37T	11.750 46T	11.800 102T	13.050 4T	11.900 23T	73.100 26
27T	325	Cody Troha	Lakeshore	12.750 32T	11.900 16*	11.550 63	12.150 85T	12.300 46T	12.150 12*	72.800 27T
27T	321	Korey Russell	La Fleur's	12.450 49T	11.600 34	11.750 46*	12.550 62*	12.400 38T	12.050 18T	72.800 27T
29	446	William Szot	Prairie Gym	12.650 40T	11.100 68	11.800 43*	12.350 71*	12.700 16T	12.150 12*	72.750 29
30T	155	Logan Schmitt	DeVeau's	13.100 14T	9.500 115	12.850 9	13.150 23T	11.750 84*	12.100 14T	72.450 30T
30T	627	Brandan Gladkoff	Walters GymJam	12.700 35T	11.400 47*	11.850 42	12.850 48*	11.750 84T	11.900 23*	72.450 30T
32	458	Ayush Basu	Premier West	12.300 68T	11.350 52T	12.200 29*	12.650 59T	12.650 21T	11.200 68T	72.350 32
33	157	Andrew Layman	Denali Gym	11.700 106T	10.600 88T	12.200 29T	14.100 4	12.700 16T	11.000 74T	72.300 33
34T	5	Kyler Hartley	5280 Gym	11.950 94T	10.550 92T	12.550 17*	12.400 69T	12.500 28T	12.300 9T	72.250 34T
34T	443	Hunter Dalisay	Prairie Gym	12.250 74T	12.150 4T	12.200 29T	12.900 43T	11.850 79T	10.900 80T	72.250 34T
36	339	Kellen Ryan	Madtown	11.650 108*	11.900 16T	11.600 55*	13.100 26*	12.250 53T	11.700 37T	72.200 36
37T	387	Will Champagne	New England Acad	12.750 32T	10.100 103T	11.600 55T	13.200 21T	12.700 16*	11.800 30T	72.150 37T
37T	314	Ben Stein	International OH	13.450 7	11.450 40*	10.850 98T	12.850 48*	11.700 89T	11.850 28T	72.150 37T
39	645	Jt Basulto	World Cup NY	12.600 42T	11.450 40*	11.450 66T	12.900 43*	12.300 46T	11.400 54T	72.100 39
40	421	Peter Hristozov	Orlando Metro	12.450 49*	11.250 56*	11.800 43*	12.550 62*	12.200 60T	11.800 30*	72.050 40
41	584	Matthew Krall	Top Flight CA	12.500 46T	11.750 24T	11.700 52T	13.000 38*	11.750 84*	11.300 62T	72.000 41
42	252	Jordan Roberto	Gym World Inc	13.050 16	10.500 94T	10.800 101	13.550 8T	12.450 31*	11.600 43T	71.950 42
43	653	JoJo Buselmeier	Xtreme Gym	12.900 20T	9.400 116	13.450 2	12.600 61	12.600 24*	10.900 80*	71.850 43
44T	64	Matthew Browne	Atlanta School	12.300 68T	9.950 106	12.700 11T	12.500 64T	12.450 31T	11.800 30*	71.700 44T
44T	78	Eli Hoberecht	Black Hills	12.300 68T	12.050 10T	11.000 91T	11.500 111T	12.450 31T	12.400 6T	71.700 44T
46T	185	Oliver Sons	Eric Will	13.300 8T	9.900 107T	10.950 93T	13.550 8T	12.400 38*	11.500 48*	71.600 46T
46T	287	Matthew Piekarski	Hotshots East	11.250 117T	11.800 23	12.650 15T	12.100 88T	12.400 38T	11.400 54T	71.600 46T
48T	134	Logan McKeown	Crenshaw's	12.450 49*	10.550 92T	13.250 4	12.800 53*	12.250 53T	10.050 109T	71.350 48T

2019 Men's JO Nationals

Meet Results

May 2-5, 2019

Rank	Num	Name	Gym							AA
48T	104	Christopher Scales	Cal Sports - Race	12.250 74T	12.150 4T	11.400 68T	12.300 75	13.050 4T	10.200 106*	71.350 48T
50	218	Hunter Mamawal	Gold Cup	13.250 10*	11.400 47*	10.900 95T	12.850 48*	12.100 72T	10.600 92T	71.100 50
51T	558	Justin Belote	Stumpfs Gym	12.700 35T	11.650 30*	10.050 120	13.350 18*	11.900 77T	11.400 54T	71.050 51T
51T	331	Adam Wolfe	MAC Gym	10.950 124T	11.150 65T	10.600 106	13.350 18*	12.750 12T	12.250 11	71.050 51T
53	594	Michael Kafati	Troy	12.800 27T	10.400 98	10.550 107	13.050 34*	12.150 69T	12.050 18T	71.000 53
54	77	Benjamin Ashlee	Black Hills	12.300 68T	12.150 4T	11.950 39	11.400 114T	12.850 9	10.250 105	70.900 54
55	323	Maksim Farkhadau	Lakeshore	10.950 124T	12.000 12T	12.900 8	13.100 26*	12.000 75	9.900 114	70.850 55
56	73	Brady Sacket	Bart Conner	12.400 56T	10.650 85T	11.500 64*	12.400 69T	12.400 38*	11.450 51T	70.800 56
57T	437	Rhys George	Parkettes	12.150 80T	11.250 56*	12.150 35T	11.300 117T	12.600 24T	11.300 62T	70.750 57T
57T	431	Tyler Flowers	Park Avenue	11.850 100T	11.450 40T	11.250 79T	12.900 43*	11.500 101T	11.800 30T	70.750 57T
59	350	Talon Petterson	Metro	12.400 56T	12.000 12T	11.250 79T	11.850 99T	12.250 53T	10.950 78T	70.700 59
60T	144	Dave Wolma	Cypress Academy	12.950 18*	11.000 71T	11.050 89T	14.300 2	11.850 79T	9.450 120T	70.600 60T
60T	275	Nicholas Hensley	Harpeth School	12.200 78T	11.150 65T	11.650 54	11.600 109T	12.600 24T	11.400 54T	70.600 60T
62	529	Ian Gustafson	Scamps Gym	12.450 49T	11.750 24T	10.700 102T	13.050 34*	11.700 89T	10.900 80T	70.550 62
63T	286	Max Pazera	Hotshots East	12.050 90T	11.250 56*	11.250 79T	12.450 66*	12.300 46T	11.200 68*	70.500 63T
63T	294	Adam Eliezer	Houston Gym Center	12.100 83T	11.250 56*	11.750 46*	11.500 111T	12.300 46*	11.600 43T	70.500 63T
65T	57	Isaac Madey	Apollo VA	13.250 10T	10.050 105	12.350 22T	12.850 48*	12.500 28*	9.300 122T	70.300 65T
65T	6	Max Heide	5280 Gym	12.400 56T	11.000 71T	10.900 95T	12.050 91	11.600 95T	12.350 8	70.300 65T
67	621	Donovan Diviney	WOGA	12.800 27*	11.650 30T	12.150 35T	12.100 88T	11.950 76	9.550 119	70.200 67
68T	102	Josh Pinzour	Buffalo Grove	12.500 46T	8.650 121	12.350 22*	13.100 26*	12.650 21T	10.900 80*	70.150 68T
68T	481	Jak Urlacher	Red River Valley	12.450 49*	11.450 40*	11.350 72T	12.200 80*	11.400 107*	11.300 62T	70.150 68T
70T	21	Erik Popescu	Above the Bar	12.900 20T	10.100 103T	11.750 46T	11.800 102T	11.900 77T	11.550 46T	70.000 70T
70T	615	Dominic Pozo	Upper Merion	12.000 92T	10.950 75T	10.700 102T	13.150 23T	12.200 60*	11.000 74T	70.000 70T
72	61	Jacob Becchetti	Aspire Kids	12.400 56*	9.650 110T	12.350 22T	12.800 53*	12.400 38T	10.300 104	69.900 72

2019 Men's JO Nationals

Meet Results






May 2-5, 2019

Page: 4

Printed: 5/3/2019 8:43:12 PM

Men / 10 / 16 yrs

Session: 4J,4S,5J,5S,6J,6S

Rank	Num	Name	Gym							AA
73T	310	Taso Callanan	International OH	13.700 3T	9.600 113	10.850 98T	14.150 3	11.400 107*	10.050 109T	69.750 73T
73T	643	Carson Denbina	World Champions	12.100 83T	10.950 75*	12.550 17T	12.700 58	11.250 115T	10.200 106*	69.750 73T
75T	164	Jack Ablett	Eagle Gym TX	12.100 83T	11.250 56*	12.450 20	13.100 26*	10.350 126	10.450 98	69.700 75T
75T	637	Maxwell Taniguchi-King	West Coast	12.100 83T	11.200 62T	11.700 52T	13.100 26*	11.050 121	10.550 94T	69.700 75T
77	254	Hunter Bott	GymTek	12.150 80T	11.400 47*	11.400 68T	12.250 76*	11.600 95T	10.800 85T	69.600 77
78T	301	Dante Harmes	In The Zone	12.650 40T	11.450 40T	10.950 93T	12.650 59T	12.250 53T	9.600 118	69.550 78T
78T	647	Ettore Panzanaro	World Cup NY	11.500 112T	11.700 28T	11.450 66T	11.600 109T	12.300 46T	11.000 74T	69.550 78T
80	290	Ian Marchbank	Houston Gym Assoc	12.600 42T	11.950 15	11.100 85T	12.950 40*	11.450 104T	9.450 120T	69.500 80
81T	272	Philip Pyle	Hanover Gym	11.950 94T	10.500 94T	11.600 55T	12.750 56T	12.250 53T	10.400 99T	69.450 81T
81T	628	Nathan Goodman	Walters GymJam	12.250 74T	11.300 55	11.350 72*	12.000 92T	11.350 112T	11.200 68*	69.450 81T
83	68	Aidan Hauptmeier	Azarian	11.250 117T	11.450 40T	11.150 83T	12.200 80T	12.400 38*	10.800 85T	69.250 83
84T	366	Hayden Loper	Mini-Hops	12.350 64T	11.200 62T	11.300 76T	10.500 125	12.200 60T	11.600 43T	69.150 84T
84T	316	Daniel DeGhelder	Iron Cross	10.950 124T	11.050 69T	11.600 55T	11.800 102T	12.350 45	11.400 54*	69.150 84T
86T	624	Samir Mehta	WOGA	12.350 64*	9.750 109	12.000 38	11.450 113	11.450 104T	11.950 22	68.950 86T
86T	132	Rylee Crowe	Crenshaw's	11.500 112T	11.400 47*	10.150 116T	12.000 92*	12.200 60*	11.700 37T	68.950 86T
88T	593	Matthew Berg	Troy	12.300 68T	9.650 110T	10.450 111T	12.950 40*	11.550 99T	11.900 23*	68.800 88T
88T	266	Kyle Cassani	Gymstrada	12.000 92T	10.850 79	11.100 85T	12.250 76*	11.650 93T	10.950 78T	68.800 88T
90T	532	Sean Kalani McClure	Seawind	12.700 35*	9.550 114	9.950 121T	13.100 26*	12.700 16*	10.750 89*	68.750 90T
90T	447	Avery Walwyn	Prairie Gym	11.200 119	10.700 84	11.000 91T	11.950 96	12.450 31T	11.450 51T	68.750 90T
92	256	Michael Hernandez	GymTek	11.750 103T	11.150 65T	11.150 83T	11.150 122T	11.600 95T	11.900 23T	68.700 92
93T	199	Jacob Ahart	Fuzion Gym	11.900 99	10.750 82T	10.150 116T	13.850 5	11.550 99T	10.400 99T	68.600 93T
93T	253	Jack Coppola	GymMasters	12.350 64T	10.600 88*	11.100 85T	11.400 114T	11.800 81T	11.350 61	68.600 93T
95T	646	Connor Gallagher	World Cup NY	12.500 46T	10.950 75T	9.450 126	11.900 97T	12.200 60T	11.500 48T	68.500 95T
95T	641	Kotaro Komazawa	Wimbleton	12.400 56T	10.150 102	10.900 95T	12.200 80*	11.400 107T	11.450 51T	68.500 95T

2019 Men's JO Nationals

Meet Results

May 2-5, 2019

Page: 5

Printed: 5/3/2019 8:43:12 PM

Men / 10 / 16 yrs

Session: 4J,4S,5J,5S,6J,6S

Rank	Num	Name	Gym							AA
97	285	Nicholas Lattka	Hotshots East	11.400 115	11.650 30T	11.600 55T	12.200 80*	11.400 107T	10.000 112	68.250 97
98T	484	Sterling Pariza	Ridgewood	12.350 64*	12.100 8T	9.700 125	12.000 92T	12.300 46*	9.750 116*	68.200 98T
98T	257	Finn Torbett	GymTek	12.400 56T	11.750 24T	10.650 105	11.300 117T	11.750 84T	10.350 103	68.200 98T
100T	632	Jeremy Cook	West Coast	12.450 49*	11.200 62T	11.600 55T	11.800 102T	11.250 115T	9.850 115	68.150 100T
100T	291	Max Mifflin	Houston Gym Assoc	11.750 103T	10.250 100	10.500 108T	12.150 85T	11.700 89T	11.800 30T	68.150 100T
102	418	Connor Jenkins	Omaha Gym	11.700 106T	10.450 97	10.500 108T	13.100 26*	12.300 46T	10.050 109T	68.100 102
103	99	Russell Black	Buffalo Grove	12.800 27T	9.250 117T	11.350 72T	11.650 108	12.100 72T	10.800 85T	67.950 103
104T	162	Logan Kehrner	EVO Gym	11.950 94*	10.800 80*	10.400 113	12.000 92*	11.450 104T	11.300 62T	67.900 104T
104T	476	RJ Spears	Queen City	11.600 111	11.000 71T	11.600 55*	11.350 116	11.150 119T	11.200 68T	67.900 104T
106	436	Zaccheus Carrasco	Montgomery County	12.050 90T	10.600 88*	11.350 72*	11.850 99*	11.600 95T	10.400 99T	67.850 106
107	438	Aaron Kust	Pinnacle Gym	11.950 94T	11.400 47*	11.800 43T	11.200 120T	10.900 122	10.400 99T	67.650 107
108	644	Brayden White	World Class	12.100 83T	11.550 35T	11.500 64*	10.450 126	12.200 60T	9.750 116*	67.550 108
109	618	Paul Blair	WOGA	12.400 56T	10.800 80*	11.300 76T	12.200 80*	11.500 101T	9.300 122T	67.500 109
110	401	Connor Farwell	North Florida Club	11.850 100T	9.100 119	11.400 68T	12.250 76*	11.400 107T	11.200 68T	67.200 110
111	377	Ethan Phan	National Academy	11.850 100T	10.200 101	9.800 124	12.350 71*	11.350 112T	11.300 62T	66.850 111
112	376	Malakai Gaines	National Academy	11.050 122	9.900 107T	11.050 89T	12.350 71*	10.750 123	11.700 37T	66.800 112
113	288	T.J. Wingert	Hotshots East	10.900 127	11.250 56T	11.300 76T	12.450 66*	10.700 124	9.950 113	66.550 113
114	16	Zachary Perez	Gym USA WG	12.150 80T	10.950 75*	11.600 55*	10.950 124	11.500 101T	9.300 122T	66.450 114
115	40	Steven Sicard	Alamo	12.400 56*	7.950 126	10.700 102T	12.800 53T	11.800 81T	10.750 89*	66.400 115
116T	124	Jackson Mellencamp	Chow's	11.650 108*	7.850 127	10.250 114	12.450 66T	12.250 53T	11.400 54*	65.850 116T
116T	52	Benny Lund	American Gold	12.200 78T	9.250 117T	10.200 115	11.300 117T	11.700 89T	11.200 68T	65.850 116T
118	551	Connor Thomas	St. Louis	12.100 83T	8.400 122	10.150 116T	12.250 76*	12.050 74	10.800 85T	65.750 118
119	240	Noah Pokigo	Gym USA WG	11.950 94*	8.000 125	11.100 85T	11.700 106*	11.200 117T	11.400 54T	65.350 119
120	537	Samuel Brown	Southlake	11.000 123	8.250 124	9.850 123	12.100 88T	11.200 117T	11.850 28T	64.250 120

2019 Men's JO Nationals

Meet Results







May 2-5, 2019

Page: 6

Printed: 5/3/2019 8:43:12 PM

Men / 10 / 16 yrs

Session: 4J,4S,5J,5S,6J,6S

Rank	Num	Name	Gym							AA
121	280	Griffin Rowan	High Point	12.700 35*	11.000 71T	8.050 128	12.150 85T	11.650 93T	8.600 125	64.150 121
122	135	Davis Nuzzi	Crenshaw's	12.100 83T	9.650 110T	10.850 98T	11.850 99*	12.250 53T	7.400 127	64.100 122
123	263	Mason Ouellette	Gymnastix	11.350 116	10.500 94T	8.850 127	11.150 122T	10.600 125	10.850 84	63.300 123
124	97	Jacob Graber	Broadway	11.150 120	9.050 120	11.400 68T	7.600 127	12.200 60T	10.150 108	61.550 124
125	523	Henry Van Pietersom	Salto Gym	11.650 108T	8.350 123	10.500 108T	11.200 120T	11.300 114	7.700 126	60.700 125
126	179	Trey Galvan	Emerald City	11.450 114	6.200 128	10.150 116T	11.700 106*	9.600 127	11.550 46T	60.650 126
127	206	Nicholas Livingston	Gallaghers	11.100 121	10.750 82T	9.950 121T	0.000 128*	12.150 69T	10.600 92T	54.550 127
128	171	Jaden Koehler	Edmond Gym	0.000 128*	11.050 69T	10.450 111T	0.000 128*	0.000 128*	0.000 128*	21.500 128
129	586	VT-Jack DeJohn	Triad	0.000 128*	0.000 129	0.000 129	12.750 56T	0.000 128*	0.000 128*	12.750 129