

2019 Men's JO Nationals

Meet Results

May 2-5, 2019

Page: 1

Printed: 5/3/2019 8:43:08 PM

Men / 10 / 15 yrs

Session: 4J,4S,5J,5S,6J,6S

Judge's Signatures

Rank	Num	Name	Gym							AA
1	228	Levon Chalikyan	Gym Olympica	13.300 3	10.800 53	12.950 1	12.150 36T	13.100 3	13.200 1	75.500 1
2	304	Max Ford	Indiana Gym Ctr	12.650 15T	11.100 44	12.100 14	13.400 2*	12.950 4T	12.000 7T	74.200 2
3	498	Jack Critz	SCATS	13.450 2	11.500 27*	12.000 17T	12.200 35	12.950 4T	11.900 11T	74.000 3
4	406	Eric Hoe	North Valley	12.050 51T	12.300 4*	12.350 7T	12.250 33*	12.550 19T	12.250 4T	73.750 4
5	602	Sabastian Gordon	US Gym II NJ	12.500 22T	10.400 63T	12.500 4	13.250 7*	12.750 10T	11.800 14*	73.200 5
6	526	Marcus Kushner	San Mateo	12.700 13T	12.700 1	11.000 56T	12.550 27	12.400 26*	11.800 14*	73.150 6
7	269	Samuel Smith	Gymstrada	10.900 76T	12.200 8T	12.050 15T	13.400 2*	12.750 10T	11.700 22T	73.000 7
8	315	Koby Cantu	Iron Cross	12.600 18T	12.050 13	11.200 45T	12.000 45*	13.250 1T	11.800 14T	72.900 8
9T	521	Matthew Underhill	Salto Gym	12.400 29*	11.000 46T	11.850 20	13.100 11T	12.750 10T	11.750 19T	72.850 9T
9T	191	Matthias Wittenberg	Flips TX	12.500 22T	11.800 15T	12.300 9	11.850 51T	13.250 1T	11.150 42T	72.850 9T
11	255	Jacob Foster	GymTek	11.400 72	12.300 4T	11.300 37T	12.500 28T	12.500 21*	12.800 2T	72.800 11
12	190	Nicolas Fardet	Flips TX	13.100 6	11.700 20	10.750 66	13.300 6	11.800 59T	11.900 11T	72.550 12
13	36	Nicklas Franz	Aerial	12.600 18T	11.300 38T	12.450 5T	13.050 14*	12.200 37T	10.900 57T	72.500 13
14T	416	David Wallace	Olympia Gym	12.400 29*	11.400 34T	11.550 29T	12.800 20*	12.700 13T	11.400 31*	72.250 14T
14T	182	Zach Snyder	Emerge Acad	12.450 25*	11.500 27T	12.350 7T	12.050 41*	11.950 52T	11.950 10	72.250 14T
16	131	Joshua Branstetter	Crenshaw's	12.950 8	11.450 31*	11.800 21*	12.950 17T	11.900 54T	11.150 42T	72.200 16
17	54	Aidan Myers	American Kids	11.700 61T	11.750 17T	11.700 25	11.200 71T	12.600 17*	12.800 2T	71.750 17
18	250	Matthew Petros	Gym World Inc	12.350 34T	10.650 55T	11.250 42T	13.250 7*	12.500 21T	11.700 22T	71.700 18
19	320	Colby Prince	La Fleur's	12.100 48T	11.150 42T	11.550 29T	12.000 45T	12.800 7T	12.000 7T	71.600 19
20	103	John Wear	Cahoys	12.350 34*	11.650 21T	11.300 37T	13.400 2T	12.050 46T	10.800 61T	71.550 20
21	7	Ayden Johnston	5280 Gym	12.750 10T	10.550 60T	12.550 3	12.600 24T	11.050 77	12.000 7T	71.500 21
22	341	Arthur Ghukasyan	Massachusetts Elite	12.100 48T	11.000 46T	12.450 5T	13.050 14T	12.250 35T	10.350 71T	71.200 22
23	84	Andrew Graves	Branch	12.400 29T	11.600 23*	11.300 37T	13.150 9*	11.450 69	11.250 37T	71.150 23
24	338	James Smart	Madison Gym	12.350 34*	11.600 23T	11.050 54T	12.500 28T	12.400 26*	11.200 39T	71.100 24

2019 Men's JO Nationals

Meet Results







May 2-5, 2019

Page: 2

Printed: 5/3/2019 8:43:08 PM

Men / 10 / 15 yrs

Session: 4J,4S,5J,5S,6J,6S

Rank	Num	Name	Gym							AA
25	336	Payton Lerwill	Madison Gym	12.450 25T	11.450 31T	12.200 10T	11.500 61	12.350 30T	11.100 45T	71.050 25
26	89	Trent Peazant	Brestyan's	10.750 78	10.650 55T	11.800 21*	13.750 1	12.800 7T	11.200 39T	70.950 26
27T	494	Noah Wilson	Roswell	12.850 9	10.950 50T	11.550 29T	12.150 36T	12.400 26T	11.000 50T	70.900 27T
27T	570	Dylan Parker	Technique	12.550 21	11.600 23*	11.250 42T	11.800 53*	12.200 37T	11.500 28T	70.900 27T
29	4	Asher Cohen	5280 Gym	12.350 34*	11.350 36T	12.000 17T	11.300 66T	12.800 7T	11.000 50T	70.800 29
30T	359	Bradley Stroud	Metropolitan	12.350 34*	9.400 78	12.200 10T	12.600 24T	12.700 13T	11.500 28T	70.750 30T
30T	169	Michael Avery	Eagle Ridge	13.250 4	9.700 74	11.400 34T	13.100 11*	11.550 67	11.750 19T	70.750 30T
30T	180	Asa Thompson	Emerald City	10.650 79	12.150 10	12.150 13	12.700 22	11.300 70	11.800 14T	70.750 30T
30T	555	Owen Carney	Sterling Gym	13.000 7	11.150 42T	10.850 63T	12.400 30T	11.100 75T	12.250 4T	70.750 30T
30T	599	Luv Gopu	Twistars	12.650 15T	12.400 3	11.200 45T	11.300 66*	11.500 68	11.700 22T	70.750 30T
35	531	Christopher Hou	Seawind	12.250 43T	10.650 55T	11.300 37T	13.050 14*	12.600 17*	10.800 61T	70.650 35
36	648	Ihor Tarasenko	World Cup NY	12.450 25T	11.500 27*	11.650 26T	11.250 69*	12.300 33T	11.450 30	70.600 36
37T	488	Sam Feldstein	Roswell	12.600 18T	11.900 14	11.600 28	10.950 76	12.650 16	10.800 61T	70.500 37T
37T	160	Palmer Wright	Dynamo	12.250 43T	11.200 41	11.150 49T	11.350 64*	12.500 21*	12.050 6	70.500 37T
37T	93	Cole Pringle	Bright Raven	12.650 15T	11.300 38T	11.500 32T	11.350 64*	11.900 54T	11.800 14T	70.500 37T
37T	94	Ethan Rio	Bright Raven	12.300 41T	11.500 27*	11.400 34T	12.250 33*	11.650 63T	11.400 31*	70.500 37T
41	2	Jozen Brekhuis	5280 Gym	11.750 59T	10.650 55T	12.050 15T	12.150 36T	12.200 37T	11.600 26T	70.400 41
42T	364	Mark Fu	Mini-Hops	12.300 41T	10.200 66	11.500 32T	13.150 9*	12.100 43T	11.050 47T	70.300 42T
42T	92	Ryan Dugan	Bright Raven	12.250 43T	10.900 52	10.900 60*	12.400 30T	11.950 52T	11.900 11T	70.300 42T
44	470	Ignacio Yockers	Pride	12.750 10T	10.150 67T	12.650 2	12.000 45T	11.100 75T	11.600 26T	70.250 44
45	216	Kevin Laurino	Go For It USA	11.500 67*	11.600 23T	11.050 54T	12.100 39T	12.450 24T	11.400 31T	70.100 45
46	251	Ricky Pizem	Gym World Inc	12.500 22T	10.400 63T	10.700 67T	13.400 2*	12.100 43T	10.700 65	69.800 46
47	1	Gavin Robey	20 Mile	12.400 29T	11.050 45	10.950 58T	12.300 32	12.000 48T	11.050 47T	69.750 47
48	539	Mclain Seyler	Southlake	11.850 57T	12.100 11T	11.100 52T	12.800 20*	11.200 73T	10.650 66	69.700 48

2019 Men's JO Nationals

Meet Results

May 2-5, 2019

Rank	Num	Name	Gym							AA
49	295	Maddox Pabellon	Houston Gym Center	11.550 64T	11.750 17T	11.750 23T	11.400 62T	12.700 13T	10.200 74T	69.350 49
50	356	Eric Markov	Metropolitan	12.200 46T	12.300 4T	11.950 19	9.700 79	12.150 41T	10.950 54T	69.250 50
51	110	Drake Miesel	Cascade Elite	12.050 51T	11.400 34T	11.750 23T	11.100 74	11.900 54T	11.000 50T	69.200 51
52T	268	Connor Micklos	Gymstrada	12.100 48T	12.600 2	11.650 26T	9.500 80	12.000 48*	11.200 39T	69.050 52T
52T	386	Dillon Campbell	New England Acad	11.500 67T	11.450 31*	10.900 60T	12.000 45T	12.400 26*	10.800 61T	69.050 52T
54	352	Kyle Bender	Metropolitan	12.400 29T	11.750 17T	11.150 49T	11.400 62T	11.250 71*	10.950 54T	68.900 54
55	63	Alex Taylor	Aspire Kids	13.150 5	9.600 75	11.250 42T	12.050 41T	12.300 33T	10.450 68T	68.800 55
56	37	Alexander Serwatkiewicz	Aerial	11.450 71	9.500 76T	10.950 58T	12.850 19	12.200 37T	11.750 19T	68.700 56
57	468	Quinlan Ngo	Preston Gym	11.850 57T	12.100 11T	10.500 70T	12.600 24T	11.250 71*	10.200 74T	68.500 57
58	547	Brett Suhr	St. Charles	11.900 56	11.800 15T	10.550 69	11.800 53*	12.450 24T	9.900 80	68.400 58
59	658	Blaze Kennedy	Zenit Gym	11.550 64T	11.000 46T	11.100 52T	11.250 69*	12.350 30*	10.900 57T	68.150 59
60T	98	Ian Paglia	Broadway	12.200 46T	9.750 71*	11.200 45T	11.200 71T	12.000 48T	11.700 22T	68.050 60T
60T	188	Gavin Urash	First in Flight	11.950 55	9.950 69	10.900 60*	12.950 17T	10.950 78T	11.350 34	68.050 60T
62T	173	Ryan Markowitz	Elevate	11.750 59T	9.500 76T	11.150 49T	11.750 57*	12.550 19T	11.150 42T	67.850 62T
62T	209	Keaton Spiegel	Georgia Gym Acad	11.000 75	10.300 65	12.200 10T	12.050 41*	12.000 48*	10.300 73	67.850 62T
62T	614	Zachary Brockett	United Gymstars	11.650 63	11.650 21T	10.450 72T	11.050 75	12.100 43T	10.950 54T	67.850 62T
65	159	Colton Bush	Dynamo	12.350 34T	9.800 70	11.350 36	12.650 23	11.200 73T	10.350 71T	67.700 65
66	267	Zachary Granados	Gymstrada	11.550 64T	9.750 71T	11.200 45T	11.750 57*	12.050 46T	11.100 45T	67.400 66
67T	520	Saahil Tumuluri	Salto Gym	11.700 61T	8.700 82	11.300 37T	12.100 39T	11.900 54T	11.300 35T	67.000 67T
67T	619	Chase Conner	WOGA	12.000 54	10.750 54	10.450 72T	12.050 41*	11.650 63T	10.100 77T	67.000 67T
69	181	Jude Norris	Emerge Acad	12.700 13T	8.750 80T	10.700 67T	11.800 53T	11.650 63T	11.250 37T	66.850 69
70	402	Alex Aguila	North Florida Gym	11.300 73	11.250 40	10.850 63T	10.000 78	12.350 30*	10.400 70	66.150 70
71	456	Julian Higueros	Premier Gym	11.500 67*	9.750 71*	10.500 70T	11.950 50	10.800 81	11.300 35T	65.800 71
72	382	Blaine Loll	Nebraska School	10.100 81	10.950 50T	11.000 56T	11.800 53T	10.850 80	11.050 47T	65.750 72

2019 Men's JO Nationals

Meet Results







May 2-5, 2019

Page: 4

Printed: 5/3/2019 8:43:08 PM

Men / 10 / 15 yrs

Session: 4J,4S,5J,5S,6J,6S

Rank	Num	Name	Gym							AA
73	297	Raif Schaffner	IGN	10.600 80	10.150 67T	10.450 72T	11.600 59T	11.700 62	10.900 57T	65.400 73
74	126	Tanner Joas	Classic	12.450 25*	8.750 80T	9.350 76	11.600 59T	11.750 61	10.450 68T	64.350 74
75	262	Parker Thackston	Gymland/Arena	12.050 51T	11.350 36T	9.100 78	10.550 77	10.950 78T	10.200 74T	64.200 75
76	283	Cody Utz	Hocking Valley	10.900 76T	10.600 59	8.650 79	11.150 73	11.850 58	11.000 50T	64.150 76
77	422	Ryan Schwartz	Oroville	12.350 34*	7.250 83	9.800 75	12.000 45*	11.650 63T	10.900 57T	63.950 77
78	567	Hunter Shafer	TAG USA	11.200 74	8.850 79	9.250 77	11.300 66*	10.750 82	10.600 67	61.950 78
79	184	Joshua Dingman	Emeth Gym	11.500 67T	10.550 60T	10.800 65	0.000 81*	11.800 59T	10.100 77T	54.750 79
80	214	Aaron Chandler	Go For It USA	12.750 10T	10.500 62	0.000 81*	13.100 11*	12.250 35T	0.000 81*	48.600 80
81	659	Luke Yaklin	Zenit Gym	0.000 82*	11.000 46T	8.400 80	0.000 81*	12.150 41T	10.000 79	41.550 81
82	410	Gustavin Suess	OMEGA Gym	0.000 82*	0.000 84*	0.000 81*	11.850 51T	12.900 6	0.000 81*	24.750 82
83	211	FX-Charlie Larson	Gleasons	13.550 1	0.000 84*	0.000 81*	0.000 81*	0.000 83*	0.000 81*	13.550 83
84	270	Jesse-Lee Pakele	HITS	0.000 82*	12.300 4*	0.000 81*	0.000 81*	0.000 83*	0.000 81*	12.300 84
85	409	PH-Nikita Shishkov	North Valley	0.000 82*	12.200 8T	0.000 81*	0.000 81*	0.000 83*	0.000 81*	12.200 85
86	123	Will Howard	Chicago Park Dist	0.000 82*	0.000 84*	0.000 81*	0.000 81*	0.000 83*	0.000 81*	0.000 86