

# 2019 Men's JO Nationals

## Meet Results







May 2-5, 2019

Page: 1  
Printed: 5/2/2019 4:53:22 PM

Men / 9 / 13 yrs

Session: 2-9







Judge's Signatures

Rank	Num	Name	Gym							AA
1	840	Kai Uemura	Lakeshore	Diff: 4.700	4.100	3.700	4.000	4.500	3.600	
				Exec: 9.200	9.000	9.500	9.350	8.450	8.500	
				ND:						
				Final: 13.900	13.100	13.200	13.350	12.950	12.100	78.600
				Place: 2	1	3	4	5	6	1
2	789	Vahe Petrosyan	Gym Olympica	Diff: 4.100	3.900	4.300	3.200	4.100	3.900	
				Exec: 9.350	8.450	9.450	9.350	9.200	9.250	
				ND:						
				Final: 13.450	12.350	13.750	12.550	13.300	13.150	78.550
				Place: 3	8	1	20	1	1	2
3	747	Xander Hong	Cypress Academy	Diff: 3.900	4.500	3.900	4.000	3.700	3.200	
				Exec: 9.000	8.500	8.650	8.650	9.350	9.100	
				ND:						
				Final: 12.900	13.000	12.550	12.650	13.050	12.300	76.450
				Place: 10	2	16T	17T	3	4	3
4	787	Toma Murakawa	Gym Olympica	Diff: 3.900	3.600	3.700	3.200	3.900	3.600	
				Exec: 9.100	8.950	9.100	9.400	9.000	8.050	
				ND:						
				Final: 13.000	12.550	12.800	12.600	12.900	11.650	75.500
				Place: 9	6	7T	19	6	12*	4
5	903	Zachary Green	Stanford Boys	Diff: 4.000	3.400	4.000	4.000	4.300	3.500	
				Exec: 8.150	7.750	9.000	8.950	8.900	8.900	
				ND:						
				Final: 12.150	11.150	13.000	12.950	13.200	12.400	74.850
				Place: 25	20T	5	10	2	2	5
6	748	Kiran Mandava	Cypress Academy	Diff: 3.700	3.900	4.000	3.200	3.600	3.100	
				Exec: 9.450	8.750	8.600	9.150	8.700	8.600	
				ND:						
				Final: 13.150	12.650	12.600	12.350	12.300	11.700	74.750
				Place: 7	4T	14T	22	19	11	6
7	934	Ian Sandoval	WOGA	Diff: 4.600	3.700	3.800	4.400	4.000	3.000	
				Exec: 9.350	7.450	8.650	9.200	8.400	8.150	
				ND:			-0.100			
				Final: 13.950	11.150	12.450	13.500	12.400	11.150	74.600
				Place: 1	20T	20	1T	14T	23	7
8	846	Bobby Alessio	Meadowlands	Diff: 4.000	3.500	3.900	4.000	3.500	2.900	
				Exec: 9.200	7.650	8.950	9.000	9.100	8.700	
				ND:						
				Final: 13.200	11.150	12.850	13.000	12.600	11.600	74.400
				Place: 5T	20T	6	9	10T	16	8
9	881	Tyler Williams	Premier Gym	Diff: 4.000	3.400	3.800	4.000	3.700	2.600	
				Exec: 8.400	8.850	8.750	9.400	8.700	8.750	
				ND:						
				Final: 12.400	12.250	12.550	13.400	12.400	11.350	74.350
				Place: 20T	10	16T	3	14T	20T	9
10T	850	Carson Eshleman	Michigan Elite	Diff: 3.800	3.600	4.300	4.000	4.000	3.200	
				Exec: 8.850	7.050	8.950	9.300	9.000	7.650	
				ND:						
				Final: 12.650	10.650	13.250	13.300	13.000	10.850	73.700
				Place: 14	26	2	5	4	26	10T

# 2019 Men's JO Nationals

## Meet Results







May 2-5, 2019

Rank	Num	Name	Gym							AA
10T	795	Dylan Shepard	Gym USA WG	Diff: 3.700	2.800	4.100	4.000	4.200	3.600	
				Exec: 8.800	8.650	8.650	8.750	8.500	8.050	
				ND: _____	_____	_____	-0.100	_____	_____	
				Final: 12.500	11.450	12.750	12.650	12.700	11.650	73.700
				Place: 17	14	10*	17T	7T	12*	10T
12	756	Conor Heary	EVO Gym	Diff: 3.800	3.600	3.600	3.200	3.600	3.100	
				Exec: 8.600	8.900	8.600	9.250	8.750	8.250	
				ND: _____	_____	_____	_____	_____	_____	
				Final: 12.400	12.500	12.200	12.450	12.350	11.350	73.250
				Place: 20T	7	22T	21	16T	20T	12
13	847	Hasan Aydogdu	Meadowlands	Diff: 3.700	3.500	3.700	4.000	3.900	3.400	
				Exec: 8.900	9.300	9.400	8.850	8.700	5.850	
				ND: _____	_____	_____	_____	_____	_____	
				Final: 12.600	12.800	13.100	12.850	12.600	9.250	73.200
				Place: 15*	3	4	13*	10T	30	13
14	707	Saran Alexander	ACE Gym FL	Diff: 3.800	3.800	4.000	3.200	3.900	3.500	
				Exec: 8.200	8.850	8.550	8.950	7.900	8.400	
				ND: _____	_____	_____	_____	_____	_____	
				Final: 12.000	12.650	12.550	12.150	11.800	11.900	73.050
				Place: 28	4T	16T	24T	24	9	14
15	918	Justin Lozano	Trinity	Diff: 3.800	2.900	4.000	2.800	3.800	3.000	
				Exec: 9.250	8.450	8.700	9.150	8.550	8.050	
				ND: _____	_____	_____	_____	_____	_____	
				Final: 13.050	11.350	12.700	11.950	12.350	11.050	72.450
				Place: 8	17T	12	28	16T	24T	15
16	794	Jack Gagamov	Gym Spot	Diff: 3.600	3.600	3.900	4.000	3.700	3.300	
				Exec: 9.100	5.900	8.700	8.900	9.000	8.650	
				ND: _____	_____	_____	_____	_____	_____	
				Final: 12.700	9.500	12.600	12.900	12.700	11.950	72.350
				Place: 12T	30	14T	11*	7T	8	16
17	764	Connor Barrow	EnRich Gym	Diff: 4.000	3.300	4.000	4.000	3.600	2.900	
				Exec: 8.050	7.600	8.250	9.050	8.650	8.900	
				ND: _____	_____	_____	_____	_____	_____	
				Final: 12.050	10.900	12.250	13.050	12.250	11.800	72.300
				Place: 26T	24	21	8	20	10	17
18	895	Roy Waletzki	SCATS	Diff: 3.700	3.300	2.700	3.200	3.300	2.400	
				Exec: 8.650	8.450	9.200	9.050	8.750	9.100	
				ND: _____	_____	_____	_____	_____	_____	
				Final: 12.350	11.750	11.900	12.250	12.050	11.500	71.800
				Place: 23T	11	27	23	23	17T	18
19	873	Troy Nuesca	Platinum	Diff: 4.100	3.300	3.600	2.800	3.900	3.600	
				Exec: 9.200	5.200	9.200	9.200	8.800	8.600	
				ND: _____	_____	_____	_____	_____	_____	
				Final: 13.300	8.500	12.800	12.000	12.700	12.200	71.500
				Place: 4	31	7T	27	7T	5	19
20	704	Ty Jordan	5280 Gym	Diff: 3.600	3.000	4.100	4.000	3.300	2.400	
				Exec: 8.200	8.250	8.700	9.500	9.250	6.900	
				ND: _____	_____	_____	_____	_____	_____	
				Final: 11.800	11.250	12.800	13.500	12.550	9.300	71.200
				Place: 29	19	7T	1T	12	29	20

# 2019 Men's JO Nationals

## Meet Results







May 2-5, 2019

Rank	Num	Name	Gym							AA
21	853	Solen Chiodi	Mini-Hops	Diff: 3.700	2.600	3.100	4.000	3.700	3.200	
				Exec: 8.750	8.450	8.200	8.850	8.650	8.050	
				ND: _____	_____	_____	-0.100	_____	_____	
				Final: 12.450	11.050	11.300	12.750	12.350	11.250	71.150
				Place: 18T	23	29	16	16T	22	21
22	715	Alex Karadzhov	Apollo School	Diff: 3.400	3.400	3.400	3.200	3.600	2.300	
				Exec: 9.050	8.000	8.400	9.050	7.950	9.350	
				ND: _____	_____	_____	-0.100	_____	_____	
				Final: 12.450	11.400	11.800	12.150	11.550	11.650	71.000
				Place: 18T	15T	28	24T	26	12T	22
23	738	Gage Barton	Cypress Academy	Diff: 4.000	3.200	3.700	2.400	3.900	2.700	
				Exec: 7.600	8.150	8.500	9.300	8.250	8.800	
				ND: _____	_____	_____	_____	_____	_____	
				Final: 11.600	11.350	12.200	11.700	12.150	11.500	70.500
				Place: 30	17T	22T	30	22	17T	23
24	813	Noah Copeland	Hocking Valley	Diff: 4.300	3.300	4.000	4.100	3.900	3.300	
				Exec: 8.900	8.200	8.150	9.150	7.450	5.700	
				ND: _____	_____	_____	_____	_____	_____	
				Final: 13.200	11.500	12.150	13.250	11.350	9.000	70.450
				Place: 5T	13	24*	6	27	31	24
25	861	Maxwell Odden	North Valley	Diff: 4.200	3.100	4.100	4.000	4.100	3.700	
				Exec: 7.850	7.200	8.650	8.950	6.700	7.750	
				ND: _____	_____	_____	-0.100	_____	_____	
				Final: 12.050	10.300	12.750	12.850	10.800	11.450	70.200
				Place: 26T	28	10*	13T	31	19	25
26	865	Kyle Jordan	OMEGA Gym	Diff: 4.500	3.000	3.700	2.800	3.900	2.600	
				Exec: 7.900	7.700	8.950	9.100	6.800	9.050	
				ND: _____	_____	_____	_____	_____	_____	
				Final: 12.400	10.700	12.650	11.900	10.700	11.650	70.000
				Place: 20T	25	13	29	32	12T	26
27	906	Ethan Drake	Stumpfs Gym	Diff: 3.800	3.200	4.000	4.000	3.500	2.600	
				Exec: 7.900	8.200	8.150	8.850	8.150	7.700	
				ND: -0.300	_____	_____	_____	_____	_____	
				Final: 11.400	11.400	12.150	12.850	11.650	10.300	69.750
				Place: 31	15T	24*	13*	25	27	27
28	833	Jack Barden	Lakeshore	Diff: 4.300	2.900	3.000	2.800	4.100	2.700	
				Exec: 8.400	7.650	9.300	9.350	6.950	8.350	
				ND: _____	_____	-0.300	_____	_____	_____	
				Final: 12.700	10.550	12.000	12.150	11.050	11.050	69.500
				Place: 12T	27	26	24T	29	24T	28
29	803	Diego Leautaud	Gymkhana	Diff: 4.000	2.800	3.700	4.000	3.400	3.300	
				Exec: 7.150	5.500	8.800	8.900	8.800	8.700	
				ND: _____	_____	_____	_____	_____	_____	
				Final: 11.150	8.300	12.500	12.900	12.200	12.000	69.050
				Place: 32	32	19	11*	21	7	29
30	938	Evan Wenstad	Wallers GymJam	Diff: 4.300	2.600	3.400	4.000	3.600	2.900	
				Exec: 8.500	7.350	5.950	9.150	7.550	9.450	
				ND: _____	_____	_____	_____	_____	_____	
				Final: 12.800	9.950	9.350	13.150	11.150	12.350	68.750
				Place: 11	29	32	7	28	3	30

# 2019 Men's JO Nationals

## Meet Results

May 2-5, 2019

Rank	Num	Name	Gym							AA
31	710	Colby Aranda	Achievers	Diff: 3.400	3.100	3.000	2.400	3.500	2.800	
				Exec: 8.950	8.600	7.550	9.200	8.950	6.150	
				ND: _____	_____	-0.300	_____	_____	_____	
				Final: 12.350	11.700	10.250	11.600	12.450	8.950	67.300
				Place: 23T	12	31	31	13	32	31
32	773	Kyler Hinson	First in Flight	Diff: 3.700	3.600	3.100	2.200	3.700	2.600	
				Exec: 8.900	8.700	7.500	8.900	7.150	6.750	
				ND: _____	_____	_____	_____	_____	_____	
				Final: 12.600	12.300	10.600	11.100	10.850	9.350	66.800
				Place: 15*	9	30	32	30	28	32

# 2019 Men's JO Nationals

## Meet Results







May 2-5, 2019

Page: 1  
Printed: 5/2/2019 4:53:26 PM

Men / 9 / 14 yrs

Session: 2-9







Judge's Signatures

Rank	Num	Name	Gym							AA
1	742	Caden Clinton	Cypress Academy	Diff: 4.400	4.800	4.300	4.000	4.900	3.900	
				Exec: 7.900	8.150	9.100	9.200	9.200	8.600	
				ND: -0.100			-0.100			
				Final: 12.200	12.950	13.400	13.100	14.100	12.500	78.250
				Place: 29T	1	1	10T	1	8	1
2	777	Will Fleck	GMS Gym	Diff: 4.500	4.000	4.000	4.000	3.900	3.800	
				Exec: 8.850	8.450	9.100	9.400	8.800	8.900	
				ND:						
				Final: 13.350	12.450	13.100	13.400	12.700	12.700	77.700
				Place: 6T	8T	3	2	14	2	2
3	940	Colin Flores	West Coast	Diff: 4.100	3.400	4.100	4.000	4.400	4.200	
				Exec: 9.400	8.500	8.950	8.850	8.700	8.150	
				ND:						
				Final: 13.500	11.900	13.050	12.850	13.100	12.350	76.750
				Place: 3T	16	4T	21*	6	10T	3
4	783	Arun Chhetri	Gym Olympica	Diff: 3.700	4.000	4.200	4.000	4.100	3.800	
				Exec: 7.950	8.850	9.000	8.850	8.900	9.000	
				ND:						
				Final: 11.650	12.850	13.200	12.850	13.000	12.800	76.350
				Place: 38	2T	2	21*	7T	1	4
5	758	Garrett Schooley	EVO Gym	Diff: 4.100	4.400	3.800	4.000	3.900	3.400	
				Exec: 9.050	8.000	8.600	9.000	8.700	9.150	
				ND:						
				Final: 13.150	12.400	12.400	13.000	12.600	12.550	76.100
				Place: 11	10T	21T	14*	16T	7	5
6	925	Cole Partridge	USA Gym World	Diff: 3.900	3.000	3.900	4.000	4.000	3.400	
				Exec: 8.900	9.100	8.600	9.000	9.150	9.250	
				ND:	-0.300					
				Final: 12.800	11.800	12.500	13.000	13.150	12.650	75.900
				Place: 18T	17T	17*	14*	5	3T	6
7	928	Drake Andrews	WOGA	Diff: 4.200	3.800	3.900	4.000	4.200	3.600	
				Exec: 8.550	8.650	9.050	9.150	8.650	8.000	
				ND:						
				Final: 12.750	12.450	12.950	13.150	12.850	11.600	75.750
				Place: 21	8T	8T	8*	10T	24T	7
8T	854	Payton Kasper	Mini-Hops	Diff: 4.400	3.200	3.000	4.000	3.500	3.400	
				Exec: 9.300	8.550	9.250	8.550	9.350	9.200	
				ND:						
				Final: 13.700	11.750	12.250	12.550	12.850	12.600	75.700
				Place: 1	19T	26	24	10T	5T	8T
8T	821	Kyle Walchuk	Infinity	Diff: 4.200	4.300	3.900	3.200	3.200	3.500	
				Exec: 9.300	8.550	8.450	9.100	9.550	8.550	
				ND:			-0.100			
				Final: 13.500	12.850	12.350	12.200	12.750	12.050	75.700
				Place: 3T	2T	23	29	13	13	8T
10	945	Maxim Bereznev	Zenit Gym	Diff: 4.800	3.500	4.200	4.000	3.900	3.600	
				Exec: 8.550	8.300	8.300	8.950	9.050	8.400	
				ND:						
				Final: 13.350	11.800	12.500	12.950	12.950	12.000	75.550
				Place: 6T	17T	17T	18*	9	14T	10

# 2019 Men's JO Nationals

## Meet Results







May 2-5, 2019

Rank	Num	Name	Gym							AA
11T	766	Landon Benas	EnRich Gym	Diff: 3.900	3.600	4.200	4.000	3.900	3.000	
				Exec: 9.050	9.100	8.850	8.800	8.450	8.750	
				ND: _____	_____	_____	-0.100	_____	_____	
				Final: 12.950	12.700	13.050	12.700	12.350	11.750	75.500
				Place: 14T	4	4T	23	20T	21	11T
11T	941	Tyler Flores	West Coast	Diff: 4.000	3.600	3.600	4.000	4.000	2.800	
				Exec: 9.050	8.800	8.400	9.300	8.800	9.150	
				ND: _____	_____	_____	_____	_____	_____	
				Final: 13.050	12.400	12.000	13.300	12.800	11.950	75.500
				Place: 13	10T	30T	4	12	16*	11T
13	702	Jayson Flack	5280 Gym	Diff: 4.000	3.500	3.600	4.000	3.900	3.800	
				Exec: 9.200	9.100	9.000	9.100	9.300	6.800	
				ND: _____	_____	_____	_____	_____	_____	
				Final: 13.200	12.600	12.600	13.100	13.200	10.600	75.300
				Place: 8*	6	12T	10*	3T	34T	13
14	856	Pierce Wolfgang	Montgomery County	Diff: 4.100	3.300	3.900	4.000	3.700	3.500	
				Exec: 8.850	8.250	8.600	9.000	8.800	9.100	
				ND: _____	_____	_____	_____	_____	_____	
				Final: 12.950	11.550	12.500	13.000	12.500	12.600	75.100
				Place: 14T	24	17*	14*	18T	5T	14
15	728	Danilo Viciano	Cartersville Twister	Diff: 4.000	3.300	3.800	2.800	3.900	3.500	
				Exec: 9.100	8.700	8.500	9.150	9.100	9.150	
				ND: _____	_____	_____	_____	_____	_____	
				Final: 13.100	12.000	12.300	11.950	13.000	12.650	75.000
				Place: 12	14	24T	33T	7T	3T	15
16	887	Drew Mitchell	Queen City	Diff: 4.100	3.000	4.000	4.000	3.900	3.300	
				Exec: 8.600	8.600	8.600	8.950	8.750	9.050	
				ND: _____	_____	_____	_____	_____	_____	
				Final: 12.700	11.600	12.600	12.950	12.650	12.350	74.850
				Place: 22T	21T	12T	18*	15	10T	16
17	713	Emmit Glover	All American UT	Diff: 4.300	4.000	4.000	4.000	4.000	3.400	
				Exec: 8.500	8.650	8.650	8.050	9.250	7.950	
				ND: _____	_____	_____	_____	_____	_____	
				Final: 12.800	12.650	12.650	12.050	13.250	11.350	74.750
				Place: 18T	5	11	30T	2	27	17
18	867	Robert Noll Jr.	Olympia Gym	Diff: 3.900	2.800	3.200	4.000	3.300	3.200	
				Exec: 8.700	8.950	9.000	9.150	9.300	9.200	
				ND: _____	_____	_____	_____	_____	_____	
				Final: 12.600	11.750	12.200	13.150	12.600	12.400	74.700
				Place: 24	19T	27	8*	16T	9	18
19	740	Tanner Braunton	Cypress Academy	Diff: 4.100	4.500	4.200	4.000	3.900	3.700	
				Exec: 9.550	6.950	8.800	9.100	7.650	8.300	
				ND: _____	_____	_____	-0.100	_____	_____	
				Final: 13.650	11.450	13.000	13.000	11.550	12.000	74.650
				Place: 2	25	6T	14T	34*	14T	19
20	788	Kaien Orion	Gym Olympica	Diff: 3.900	3.400	3.700	2.800	3.600	2.800	
				Exec: 9.000	8.200	9.250	9.000	9.600	9.150	
				ND: _____	_____	_____	_____	_____	_____	
				Final: 12.900	11.600	12.950	11.800	13.200	11.950	74.400
				Place: 16	21T	8T	35T	3T	16*	20

# 2019 Men's JO Nationals

## Meet Results

May 2-5, 2019

Rank	Num	Name	Gym							AA
21	759	Will Young	Eagle Ridge	Diff: 4.800	3.600	3.700	4.000	3.700	2.800	
				Exec: 8.700	8.450	8.850	9.350	8.600	7.900	
				ND: -0.300			-0.100			
				Final: 13.200	12.050	12.550	13.250	12.300	10.700	74.050
				Place: 8T	13	15T	5T	22T	33	21
22	791	Zach Smollin	Gym Olympica	Diff: 4.000	2.800	3.300	4.000	3.200	3.400	
				Exec: 9.200	8.500	8.500	9.250	9.300	8.500	
				ND:						
				Final: 13.200	11.300	11.800	13.250	12.500	11.900	73.950
				Place: 8*	27	32T	5*	18T	19T	22
23	772	Keivone Bowen	First in Flight	Diff: 3.900	3.300	3.900	3.200	3.300	3.400	
				Exec: 8.400	8.650	8.200	9.200	8.900	8.550	
				ND:						
				Final: 12.300	11.950	12.100	12.400	12.200	11.950	72.900
				Place: 27*	15	28T	25	25	16T	23
24	718	Caleb Melton	Apollo VA	Diff: 4.600	3.200	3.800	4.800	3.600	3.400	
				Exec: 8.900	7.250	8.650	8.950	8.350	7.200	
				ND:						
				Final: 13.500	10.450	12.450	13.750	11.950	10.600	72.700
				Place: 3T	31T	20	1	31	34T	24
25	878	Joshua Szitanko	Premier (NJ)	Diff: 3.900	3.300	3.800	3.200	3.900	3.200	
				Exec: 8.800	7.450	9.200	9.150	7.650	8.350	
				ND:			-0.100			
				Final: 12.700	10.750	13.000	12.250	11.550	11.550	71.800
				Place: 22T	29	6T	27T	34*	26	25
26T	729	Landon Simpson	Centre Elite	Diff: 4.000	3.400	3.700	4.000	3.700	3.400	
				Exec: 8.400	7.050	9.000	9.350	8.650	6.850	
				ND:						
				Final: 12.400	10.450	12.700	13.350	12.350	10.250	71.500
				Place: 25T	31T	10	3	20T	37	26T
26T	858	Reece Landsperger	New England Acad	Diff: 3.600	3.200	4.400	4.000	4.000	3.800	
				Exec: 8.300	7.850	8.200	7.950	8.100	8.100	
				ND:						
				Final: 11.900	11.050	12.600	11.950	12.100	11.900	71.500
				Place: 35T	28	12T	33T	27T	19T	26T
26T	876	Kyle Mayotte	Prairie Gym	Diff: 3.600	3.300	3.500	3.200	3.200	3.300	
				Exec: 8.450	8.800	7.900	8.850	8.800	8.900	
				ND:		-0.300				
				Final: 12.050	12.100	11.100	12.050	12.000	12.200	71.500
				Place: 34	12	37	30T	30	12	26T
29	826	Henry Silva	Iron Cross	Diff: 4.400	3.700	3.400	4.000	3.500	2.800	
				Exec: 7.500	8.800	8.650	7.800	8.250	8.500	
				ND:		-0.300				
				Final: 11.900	12.500	11.750	11.800	11.750	11.300	71.000
				Place: 35T	7	34	35T	33	28T	29
30T	735	Trent McGrath	Champions TX	Diff: 3.900	2.400	3.800	4.000	3.400	2.900	
				Exec: 8.400	7.100	8.300	9.050	8.900	8.700	
				ND:						
				Final: 12.300	9.500	12.100	13.050	12.300	11.600	70.850
				Place: 27*	35	28T	13	22T	24T	30T

# 2019 Men's JO Nationals

## Meet Results







May 2-5, 2019

Page: 4

Printed: 5/2/2019 4:53:27 PM

Men / 9 / 14 yrs

Session: 2-9

Rank	Num	Name	Gym							AA
30T	814	Lucas Daniels	Hocking Valley	Diff: 4.400	3.600	3.800	4.000	4.100	3.700	
				Exec: 8.400	7.100	7.900	9.250	6.600	8.000	
				ND: _____	_____	_____	_____	_____	_____	
				Final: 12.800	10.700	11.700	13.250	10.700	11.700	70.850
				Place: 18T	30	35	5*	38	22T	30T
32	731	Tucker Yasunaga	Champaign Gym	Diff: 3.900	2.600	3.100	4.000	3.500	2.600	
				Exec: 8.950	7.000	8.700	9.100	8.750	8.700	
				ND: _____	-0.300	_____	_____	_____	_____	
				Final: 12.850	9.300	11.800	13.100	12.250	11.300	70.600
				Place: 17	36	32T	10*	24	28T	32
33	946	Jaden Blank	Zenith Gym	Diff: 3.900	2.300	3.900	2.500	3.500	3.400	
				Exec: 8.300	8.150	8.650	9.500	8.600	8.300	
				ND: _____	-1.300	_____	_____	_____	_____	
				Final: 12.200	9.150	12.550	12.000	12.100	11.700	69.700
				Place: 29T	38	15T	32	27T	22T	33
34	911	Joshua George	Sun Country	Diff: 3.600	3.000	3.700	2.400	3.600	2.600	
				Exec: 8.550	8.350	8.700	8.750	7.900	8.300	
				ND: _____	_____	_____	_____	_____	_____	
				Final: 12.150	11.350	12.400	11.150	11.500	10.900	69.450
				Place: 32*	26	21T	38	36	31	34
35	890	Chase Davenport-Mills	Roswell	Diff: 3.600	2.900	2.900	3.200	3.300	2.700	
				Exec: 8.550	7.100	8.450	9.100	8.600	8.550	
				ND: _____	_____	_____	_____	_____	_____	
				Final: 12.150	10.000	11.350	12.300	11.900	11.250	68.950
				Place: 32*	33	36	26	32	30	35
36	888	Kristian Grahovski	RGA NY	Diff: 3.500	3.700	3.100	3.200	3.700	2.500	
				Exec: 8.700	7.900	8.000	8.150	8.450	8.300	
				ND: _____	_____	-0.300	_____	_____	_____	
				Final: 12.200	11.600	10.800	11.350	12.150	10.800	68.900
				Place: 29T	21T	38	37	26	32	36
37	855	Warren Strootman	Mini-Hops	Diff: 3.400	2.500	3.300	2.800	3.200	3.400	
				Exec: 9.000	8.350	8.700	9.450	8.850	6.400	
				ND: _____	-1.000	_____	_____	_____	_____	
				Final: 12.400	9.850	12.000	12.250	12.050	9.800	68.350
				Place: 25T	34	30T	27T	29	38	37
38	904	Jaxon Mitchell	Star Center	Diff: 3.700	3.300	4.200	4.000	4.000	3.500	
				Exec: 8.150	5.900	8.100	8.900	6.850	6.800	
				ND: _____	_____	_____	_____	_____	_____	
				Final: 11.850	9.200	12.300	12.900	10.850	10.300	67.400
				Place: 37	37	24T	20	37	36	38