

# 2019 Men's JO Nationals

## Meet Results







May 2-5, 2019

Page: 1  
Printed: 5/2/2019 4:53:26 PM

Men / 9 / 14 yrs

Session: 2-9







Judge's Signatures

Rank	Num	Name	Gym							AA
1	742	Caden Clinton	Cypress Academy	Diff: 4.400	4.800	4.300	4.000	4.900	3.900	
				Exec: 7.900	8.150	9.100	9.200	9.200	8.600	
				ND: -0.100			-0.100			
				Final: 12.200	12.950	13.400	13.100	14.100	12.500	78.250
				Place: 29T	1	1	10T	1	8	1
2	777	Will Fleck	GMS Gym	Diff: 4.500	4.000	4.000	4.000	3.900	3.800	
				Exec: 8.850	8.450	9.100	9.400	8.800	8.900	
				ND:						
				Final: 13.350	12.450	13.100	13.400	12.700	12.700	77.700
				Place: 6T	8T	3	2	14	2	2
3	940	Colin Flores	West Coast	Diff: 4.100	3.400	4.100	4.000	4.400	4.200	
				Exec: 9.400	8.500	8.950	8.850	8.700	8.150	
				ND:						
				Final: 13.500	11.900	13.050	12.850	13.100	12.350	76.750
				Place: 3T	16	4T	21*	6	10T	3
4	783	Arun Chhetri	Gym Olympica	Diff: 3.700	4.000	4.200	4.000	4.100	3.800	
				Exec: 7.950	8.850	9.000	8.850	8.900	9.000	
				ND:						
				Final: 11.650	12.850	13.200	12.850	13.000	12.800	76.350
				Place: 38	2T	2	21*	7T	1	4
5	758	Garrett Schooley	EVO Gym	Diff: 4.100	4.400	3.800	4.000	3.900	3.400	
				Exec: 9.050	8.000	8.600	9.000	8.700	9.150	
				ND:						
				Final: 13.150	12.400	12.400	13.000	12.600	12.550	76.100
				Place: 11	10T	21T	14*	16T	7	5
6	925	Cole Partridge	USA Gym World	Diff: 3.900	3.000	3.900	4.000	4.000	3.400	
				Exec: 8.900	9.100	8.600	9.000	9.150	9.250	
				ND:	-0.300					
				Final: 12.800	11.800	12.500	13.000	13.150	12.650	75.900
				Place: 18T	17T	17*	14*	5	3T	6
7	928	Drake Andrews	WOGA	Diff: 4.200	3.800	3.900	4.000	4.200	3.600	
				Exec: 8.550	8.650	9.050	9.150	8.650	8.000	
				ND:						
				Final: 12.750	12.450	12.950	13.150	12.850	11.600	75.750
				Place: 21	8T	8T	8*	10T	24T	7
8T	854	Payton Kasper	Mini-Hops	Diff: 4.400	3.200	3.000	4.000	3.500	3.400	
				Exec: 9.300	8.550	9.250	8.550	9.350	9.200	
				ND:						
				Final: 13.700	11.750	12.250	12.550	12.850	12.600	75.700
				Place: 1	19T	26	24	10T	5T	8T
8T	821	Kyle Walchuk	Infinity	Diff: 4.200	4.300	3.900	3.200	3.200	3.500	
				Exec: 9.300	8.550	8.450	9.100	9.550	8.550	
				ND:			-0.100			
				Final: 13.500	12.850	12.350	12.200	12.750	12.050	75.700
				Place: 3T	2T	23	29	13	13	8T
10	945	Maxim Bereznev	Zenit Gym	Diff: 4.800	3.500	4.200	4.000	3.900	3.600	
				Exec: 8.550	8.300	8.300	8.950	9.050	8.400	
				ND:						
				Final: 13.350	11.800	12.500	12.950	12.950	12.000	75.550
				Place: 6T	17T	17T	18*	9	14T	10

# 2019 Men's JO Nationals

## Meet Results

May 2-5, 2019

Rank	Num	Name	Gym							AA
11T	766	Landon Benas	EnRich Gym	Diff: 3.900	3.600	4.200	4.000	3.900	3.000	
				Exec: 9.050	9.100	8.850	8.800	8.450	8.750	
				ND: _____	_____	_____	-0.100	_____	_____	
				Final: 12.950	12.700	13.050	12.700	12.350	11.750	75.500
				Place: 14T	4	4T	23	20T	21	11T
11T	941	Tyler Flores	West Coast	Diff: 4.000	3.600	3.600	4.000	4.000	2.800	
				Exec: 9.050	8.800	8.400	9.300	8.800	9.150	
				ND: _____	_____	_____	_____	_____	_____	
				Final: 13.050	12.400	12.000	13.300	12.800	11.950	75.500
				Place: 13	10T	30T	4	12	16*	11T
13	702	Jayson Flack	5280 Gym	Diff: 4.000	3.500	3.600	4.000	3.900	3.800	
				Exec: 9.200	9.100	9.000	9.100	9.300	6.800	
				ND: _____	_____	_____	_____	_____	_____	
				Final: 13.200	12.600	12.600	13.100	13.200	10.600	75.300
				Place: 8*	6	12T	10*	3T	34T	13
14	856	Pierce Wolfgang	Montgomery County	Diff: 4.100	3.300	3.900	4.000	3.700	3.500	
				Exec: 8.850	8.250	8.600	9.000	8.800	9.100	
				ND: _____	_____	_____	_____	_____	_____	
				Final: 12.950	11.550	12.500	13.000	12.500	12.600	75.100
				Place: 14T	24	17*	14*	18T	5T	14
15	728	Danilo Viciano	Cartersville Twister	Diff: 4.000	3.300	3.800	2.800	3.900	3.500	
				Exec: 9.100	8.700	8.500	9.150	9.100	9.150	
				ND: _____	_____	_____	_____	_____	_____	
				Final: 13.100	12.000	12.300	11.950	13.000	12.650	75.000
				Place: 12	14	24T	33T	7T	3T	15
16	887	Drew Mitchell	Queen City	Diff: 4.100	3.000	4.000	4.000	3.900	3.300	
				Exec: 8.600	8.600	8.600	8.950	8.750	9.050	
				ND: _____	_____	_____	_____	_____	_____	
				Final: 12.700	11.600	12.600	12.950	12.650	12.350	74.850
				Place: 22T	21T	12T	18*	15	10T	16
17	713	Emmit Glover	All American UT	Diff: 4.300	4.000	4.000	4.000	4.000	3.400	
				Exec: 8.500	8.650	8.650	8.050	9.250	7.950	
				ND: _____	_____	_____	_____	_____	_____	
				Final: 12.800	12.650	12.650	12.050	13.250	11.350	74.750
				Place: 18T	5	11	30T	2	27	17
18	867	Robert Noll Jr.	Olympia Gym	Diff: 3.900	2.800	3.200	4.000	3.300	3.200	
				Exec: 8.700	8.950	9.000	9.150	9.300	9.200	
				ND: _____	_____	_____	_____	_____	_____	
				Final: 12.600	11.750	12.200	13.150	12.600	12.400	74.700
				Place: 24	19T	27	8*	16T	9	18
19	740	Tanner Braunton	Cypress Academy	Diff: 4.100	4.500	4.200	4.000	3.900	3.700	
				Exec: 9.550	6.950	8.800	9.100	7.650	8.300	
				ND: _____	_____	_____	-0.100	_____	_____	
				Final: 13.650	11.450	13.000	13.000	11.550	12.000	74.650
				Place: 2	25	6T	14T	34*	14T	19
20	788	Kaien Orion	Gym Olympica	Diff: 3.900	3.400	3.700	2.800	3.600	2.800	
				Exec: 9.000	8.200	9.250	9.000	9.600	9.150	
				ND: _____	_____	_____	_____	_____	_____	
				Final: 12.900	11.600	12.950	11.800	13.200	11.950	74.400
				Place: 16	21T	8T	35T	3T	16*	20

# 2019 Men's JO Nationals

## Meet Results







May 2-5, 2019

Page: 3

Printed: 5/2/2019 4:53:26 PM

Men / 9 / 14 yrs

Session: 2-9

Rank	Num	Name	Gym							AA
21	759	Will Young	Eagle Ridge	Diff: 4.800	3.600	3.700	4.000	3.700	2.800	
				Exec: 8.700	8.450	8.850	9.350	8.600	7.900	
				ND: -0.300			-0.100			
				Final: 13.200	12.050	12.550	13.250	12.300	10.700	74.050
				Place: 8T	13	15T	5T	22T	33	21
22	791	Zach Smollin	Gym Olympica	Diff: 4.000	2.800	3.300	4.000	3.200	3.400	
				Exec: 9.200	8.500	8.500	9.250	9.300	8.500	
				ND:						
				Final: 13.200	11.300	11.800	13.250	12.500	11.900	73.950
				Place: 8*	27	32T	5*	18T	19T	22
23	772	Keivone Bowen	First in Flight	Diff: 3.900	3.300	3.900	3.200	3.300	3.400	
				Exec: 8.400	8.650	8.200	9.200	8.900	8.550	
				ND:						
				Final: 12.300	11.950	12.100	12.400	12.200	11.950	72.900
				Place: 27*	15	28T	25	25	16T	23
24	718	Caleb Melton	Apollo VA	Diff: 4.600	3.200	3.800	4.800	3.600	3.400	
				Exec: 8.900	7.250	8.650	8.950	8.350	7.200	
				ND:						
				Final: 13.500	10.450	12.450	13.750	11.950	10.600	72.700
				Place: 3T	31T	20	1	31	34T	24
25	878	Joshua Szitanko	Premier (NJ)	Diff: 3.900	3.300	3.800	3.200	3.900	3.200	
				Exec: 8.800	7.450	9.200	9.150	7.650	8.350	
				ND:			-0.100			
				Final: 12.700	10.750	13.000	12.250	11.550	11.550	71.800
				Place: 22T	29	6T	27T	34*	26	25
26T	729	Landon Simpson	Centre Elite	Diff: 4.000	3.400	3.700	4.000	3.700	3.400	
				Exec: 8.400	7.050	9.000	9.350	8.650	6.850	
				ND:						
				Final: 12.400	10.450	12.700	13.350	12.350	10.250	71.500
				Place: 25T	31T	10	3	20T	37	26T
26T	858	Reece Landsperger	New England Acad	Diff: 3.600	3.200	4.400	4.000	4.000	3.800	
				Exec: 8.300	7.850	8.200	7.950	8.100	8.100	
				ND:						
				Final: 11.900	11.050	12.600	11.950	12.100	11.900	71.500
				Place: 35T	28	12T	33T	27T	19T	26T
26T	876	Kyle Mayotte	Prairie Gym	Diff: 3.600	3.300	3.500	3.200	3.200	3.300	
				Exec: 8.450	8.800	7.900	8.850	8.800	8.900	
				ND:		-0.300				
				Final: 12.050	12.100	11.100	12.050	12.000	12.200	71.500
				Place: 34	12	37	30T	30	12	26T
29	826	Henry Silva	Iron Cross	Diff: 4.400	3.700	3.400	4.000	3.500	2.800	
				Exec: 7.500	8.800	8.650	7.800	8.250	8.500	
				ND:		-0.300				
				Final: 11.900	12.500	11.750	11.800	11.750	11.300	71.000
				Place: 35T	7	34	35T	33	28T	29
30T	735	Trent McGrath	Champions TX	Diff: 3.900	2.400	3.800	4.000	3.400	2.900	
				Exec: 8.400	7.100	8.300	9.050	8.900	8.700	
				ND:						
				Final: 12.300	9.500	12.100	13.050	12.300	11.600	70.850
				Place: 27*	35	28T	13	22T	24T	30T

# 2019 Men's JO Nationals

## Meet Results







May 2-5, 2019

Page: 4

Printed: 5/2/2019 4:53:27 PM

Men / 9 / 14 yrs

Session: 2-9

Rank	Num	Name	Gym							AA
30T	814	Lucas Daniels	Hocking Valley	Diff: 4.400	3.600	3.800	4.000	4.100	3.700	
				Exec: 8.400	7.100	7.900	9.250	6.600	8.000	
				ND: _____	_____	_____	_____	_____	_____	
				Final: 12.800	10.700	11.700	13.250	10.700	11.700	70.850
				Place: 18T	30	35	5*	38	22T	30T
32	731	Tucker Yasunaga	Champaign Gym	Diff: 3.900	2.600	3.100	4.000	3.500	2.600	
				Exec: 8.950	7.000	8.700	9.100	8.750	8.700	
				ND: _____	-0.300	_____	_____	_____	_____	
				Final: 12.850	9.300	11.800	13.100	12.250	11.300	70.600
				Place: 17	36	32T	10*	24	28T	32
33	946	Jaden Blank	Zenith Gym	Diff: 3.900	2.300	3.900	2.500	3.500	3.400	
				Exec: 8.300	8.150	8.650	9.500	8.600	8.300	
				ND: _____	-1.300	_____	_____	_____	_____	
				Final: 12.200	9.150	12.550	12.000	12.100	11.700	69.700
				Place: 29T	38	15T	32	27T	22T	33
34	911	Joshua George	Sun Country	Diff: 3.600	3.000	3.700	2.400	3.600	2.600	
				Exec: 8.550	8.350	8.700	8.750	7.900	8.300	
				ND: _____	_____	_____	_____	_____	_____	
				Final: 12.150	11.350	12.400	11.150	11.500	10.900	69.450
				Place: 32*	26	21T	38	36	31	34
35	890	Chase Davenport-Mills	Roswell	Diff: 3.600	2.900	2.900	3.200	3.300	2.700	
				Exec: 8.550	7.100	8.450	9.100	8.600	8.550	
				ND: _____	_____	_____	_____	_____	_____	
				Final: 12.150	10.000	11.350	12.300	11.900	11.250	68.950
				Place: 32*	33	36	26	32	30	35
36	888	Kristian Grahovski	RGA NY	Diff: 3.500	3.700	3.100	3.200	3.700	2.500	
				Exec: 8.700	7.900	8.000	8.150	8.450	8.300	
				ND: _____	_____	-0.300	_____	_____	_____	
				Final: 12.200	11.600	10.800	11.350	12.150	10.800	68.900
				Place: 29T	21T	38	37	26	32	36
37	855	Warren Strootman	Mini-Hops	Diff: 3.400	2.500	3.300	2.800	3.200	3.400	
				Exec: 9.000	8.350	8.700	9.450	8.850	6.400	
				ND: _____	-1.000	_____	_____	_____	_____	
				Final: 12.400	9.850	12.000	12.250	12.050	9.800	68.350
				Place: 25T	34	30T	27T	29	38	37
38	904	Jaxon Mitchell	Star Center	Diff: 3.700	3.300	4.200	4.000	4.000	3.500	
				Exec: 8.150	5.900	8.100	8.900	6.850	6.800	
				ND: _____	_____	_____	_____	_____	_____	
				Final: 11.850	9.200	12.300	12.900	10.850	10.300	67.400
				Place: 37	37	24T	20	37	36	38