

2019 Men's JO Nationals

Meet Results

May 2-5, 2019







Page: 1

Printed: 5/2/2019 8:53:20 PM

Men / 10 / 15 yrs

Session: 3J

Judge's Signatures

Rank	Num	Name	Gym							AA
1	745	Asher Hong	Cypress Academy	Diff: 4.700	5.500	4.600	5.000	5.000	4.100	
				Exec: 8.800	7.500	9.200	9.100	9.200	8.950	
				ND:						
				Final: 13.500	13.000	13.800	14.100	14.200	13.050	81.650
				Place: 4	1	1	3	2	1	1
2	844	Ian Lasic-Ellis	Massachusetts Elite	Diff: 4.400	4.500	4.000	4.000	4.600	3.900	
				Exec: 8.700	8.300	9.200	9.300	9.650	8.800	
				ND:						
				Final: 13.100	12.800	13.200	13.300	14.250	12.700	79.350
				Place: 7	3	4	11	1	4T	2
3	820	Landen Blixt	Infinity	Diff: 4.700	3.800	4.300	4.400	3.900	4.000	
				Exec: 9.000	7.250	9.000	9.650	9.000	8.500	
				ND:						
				Final: 13.700	11.050	13.300	14.050	12.900	12.500	77.500
				Place: 1T	19	2T	4	6	7T	3
4	749	Vishal Mandava	Cypress Academy	Diff: 4.200	4.000	4.200	4.400	4.100	3.900	
				Exec: 8.850	8.700	8.300	8.400	8.950	8.750	
				ND:			-0.100			
				Final: 13.050	12.700	12.500	12.700	13.050	12.650	76.650
				Place: 8	5	9	19T	3*	6	4
5	891	Toby Liang	Roswell	Diff: 4.500	3.500	3.600	4.000	3.600	3.700	
				Exec: 9.200	8.950	8.200	9.200	8.850	9.200	
				ND:						
				Final: 13.700	12.450	11.800	13.200	12.450	12.900	76.500
				Place: 1T	8T	17T	12*	17	3	5
6	726	Max Olinger	Buffalo Grove	Diff: 4.100	4.000	4.100	4.000	3.900	3.700	
				Exec: 9.300	7.800	8.750	9.150	8.800	8.800	
				ND:						
				Final: 13.400	11.800	12.850	13.150	12.700	12.500	76.400
				Place: 6	16T	5	14*	9*	7T	6
7	845	Fred Richard	Massachusetts Elite	Diff: 4.200	3.000	4.000	5.200	4.300	4.100	
				Exec: 7.850	7.300	9.300	9.450	8.750	8.900	
				ND:			-0.100			
				Final: 12.050	10.300	13.300	14.550	13.050	13.000	76.250
				Place: 20	21	2T	1	3T	2	7
8	812	Cailen Walker	Head Over Heels	Diff: 4.000	4.200	3.800	5.000	3.900	3.900	
				Exec: 8.900	8.550	8.450	9.200	8.150	7.850	
				ND:						
				Final: 12.900	12.750	12.250	14.200	12.050	11.750	75.900
				Place: 9	4	11	2	19T	16T	8
9	882	Ryan Vanichtheeranont	Premier West	Diff: 3.800	3.900	3.800	4.200	3.700	4.100	
				Exec: 8.750	9.050	7.800	9.300	8.850	8.400	
				ND:						
				Final: 12.550	12.950	11.600	13.500	12.550	12.500	75.650
				Place: 14	2	21	9	14	7T	9
10	880	Nicholas Tarca	Premier Athletics	Diff: 4.200	4.700	4.200	4.800	4.200	4.200	
				Exec: 9.450	7.750	8.400	9.100	6.650	7.550	
				ND:						
				Final: 13.650	12.450	12.600	13.900	10.850	11.750	75.200
				Place: 3	8T	7T	5	22	16T	10

2019 Men's JO Nationals

Meet Results







May 2-5, 2019

Page: 2

Printed: 5/2/2019 8:53:20 PM

Men / 10 / 15 yrs







Session: 3J

Rank	Num	Name	Gym							AA
11	722	Justin Ciccone	Bright Raven	Diff: 4.000	3.500	3.500	4.300	3.200	3.000	
				Exec: 8.700	8.350	8.900	9.400	9.300	9.000	
				ND:						
				Final: 12.700	11.850	12.400	13.700	12.500	12.000	75.150
				Place: 10T	15	10	7	15T	13	11
12	893	Grant Guerrero	SCATS	Diff: 4.000	3.800	4.100	3.200	4.100	2.800	
				Exec: 8.600	8.550	8.500	9.100	8.950	9.000	
				ND:						
				Final: 12.600	12.350	12.600	12.300	13.050	11.800	74.700
				Place: 13	11	7T	21	3*	15	12
13	724	Tai Gopaul	Buffalo Grove	Diff: 4.000	3.700	3.700	4.000	3.600	3.900	
				Exec: 8.400	8.550	8.150	9.150	9.200	8.050	
				ND:						
				Final: 12.400	12.250	11.850	13.150	12.800	11.950	74.400
				Place: 17	12	16	14*	7T	14	13
14	754	Luke McFarland	Daggett's	Diff: 4.500	3.900	3.700	4.200	4.600	4.500	
				Exec: 7.050	8.000	8.400	9.200	8.200	8.200	
				ND:			-0.300			
				Final: 11.550	11.900	12.100	13.100	12.800	12.700	74.150
				Place: 22	13T	13T	16T	7T	4T	14
15	883	Nathan York	Premier West	Diff: 4.200	3.800	3.800	4.000	3.800	3.800	
				Exec: 9.250	8.700	7.700	9.200	8.800	7.000	
				ND:						
				Final: 13.450	12.500	11.500	13.200	12.600	10.800	74.050
				Place: 5	6*	22	12*	12T	21	15
16	825	Kaleb Harder	Iron Cross	Diff: 3.500	3.800	4.000	4.000	3.900	3.500	
				Exec: 8.800	8.700	7.800	8.700	8.600	8.200	
				ND:						
				Final: 12.300	12.500	11.800	12.700	12.500	11.700	73.500
				Place: 18	6*	17*	19T	15T	18	16
17	797	Adriel Perales-Valencia	Gym World Central	Diff: 4.100	3.300	4.600	4.000	3.900	3.600	
				Exec: 8.050	8.600	8.050	8.900	8.700	7.500	
				ND:			-0.100			
				Final: 12.150	11.900	12.650	12.800	12.600	11.100	73.200
				Place: 19	13T	6	18	12T	19*	17
18T	767	Ricky Mays	EnRich Gym	Diff: 3.600	3.900	4.000	4.800	3.700	3.500	
				Exec: 8.850	8.500	8.100	9.150	8.350	6.650	
				ND:			-0.100			
				Final: 12.450	12.400	12.100	13.850	12.050	10.150	73.000
				Place: 15T	10	13T	6	19T	22	18T
18T	768	Matthew Nguyen	EnRich Gym	Diff: 4.200	3.800	4.300	4.000	3.500	3.800	
				Exec: 8.500	7.950	7.450	9.200	7.950	8.450	
				ND:			-0.100			
				Final: 12.700	11.750	11.750	13.100	11.450	12.250	73.000
				Place: 10*	18	20	16T	21	11	18T
20	827	Erich Upton	Iron Cross	Diff: 4.200	3.800	4.100	2.800	4.000	3.700	
				Exec: 8.500	8.000	8.100	8.500	8.300	8.600	
				ND:						
				Final: 12.700	11.800	12.200	11.300	12.300	12.300	72.600
				Place: 10*	16T	12	22	18	10	20

2019 Men's JO Nationals

Meet Results

May 2-5, 2019

Rank	Num	Name	Gym							AA
21	885	Arthur Ashton	Queen City	Diff: 3.900	4.000	4.000	4.200	3.900	3.600	
				Exec: 8.550	6.500	7.800	9.400	8.750	7.500	
				ND:						
				Final: 12.450	10.500	11.800	13.600	12.650	11.100	72.100
				Place: 15T	20	17*	8	11	19*	21
22	909	Jonah Diaz	Sun Country	Diff: 4.000	3.500	4.200	4.100	3.900	3.700	
				Exec: 7.650	6.050	7.700	9.350	8.800	8.400	
				ND:						
				Final: 11.650	9.550	11.900	13.450	12.700	12.100	71.350
				Place: 21	22	15	10	9*	12	22

2019 Men's JO Nationals

Meet Results







May 2-5, 2019

Page: 1
Printed: 5/2/2019 8:53:24 PM

Men / 10 / 16 yrs

Session: 3J

Judge's Signatures

Rank	Num	Name	Gym							AA
1T	842	Matt Cormier	Massachusetts Elite	Diff: 5.000	3.500	4.600	6.000	4.500	4.300	
				Exec: 9.350	7.300	9.350	9.700	9.300	9.200	
				ND: _____	_____	_____	-0.100	_____	_____	
				Final: 14.350	10.800	13.950	15.600	13.800	13.500	82.000
				Place: 1	18	1	1	1	2	1T
1T	762	Brandon Nguyen	Elevate	Diff: 4.900	4.100	4.600	5.800	4.300	4.200	
				Exec: 9.250	8.500	8.600	9.450	9.300	9.000	
				ND: _____	_____	_____	_____	_____	_____	
				Final: 14.150	12.600	13.200	15.250	13.600	13.200	82.000
				Place: 3	6T	6	2	5	3	1T
3	785	Isaiah Drake	Gym Olympica	Diff: 4.500	4.700	4.700	5.800	4.300	4.200	
				Exec: 8.200	7.450	8.800	9.350	9.050	9.350	
				ND: -0.100	_____	_____	_____	_____	_____	
				Final: 12.600	12.150	13.500	15.150	13.350	13.550	80.300
				Place: 21	9*	4	3	9T	1	3
4	849	Nicolas Kuebler	Metropolitan	Diff: 4.700	4.800	4.400	4.800	4.300	3.700	
				Exec: 9.600	7.500	9.250	9.200	8.700	9.100	
				ND: _____	_____	_____	_____	_____	_____	
				Final: 14.300	12.300	13.650	14.000	13.000	12.800	80.050
				Place: 2	8	3	15	14*	7	4
5	838	Rithik Puri	Lakeshore	Diff: 4.400	4.900	4.000	5.200	4.000	4.000	
				Exec: 8.850	8.550	8.900	9.250	9.350	8.600	
				ND: _____	_____	_____	_____	_____	_____	
				Final: 13.250	13.450	12.900	14.450	13.350	12.600	80.000
				Place: 13	1	10*	8	9T	9	5
6	901	Khoi Young	Sportsplex	Diff: 4.900	4.900	4.400	5.200	4.400	3.900	
				Exec: 8.900	8.100	8.850	8.500	9.350	8.650	
				ND: _____	_____	_____	-0.300	_____	_____	
				Final: 13.800	13.000	13.250	13.400	13.750	12.550	79.750
				Place: 5	4	5	19	2*	10	6
7	703	Noah Giordano	5280 Gym	Diff: 4.400	3.700	4.800	5.200	4.100	4.100	
				Exec: 8.950	7.950	9.050	9.100	9.350	8.900	
				ND: _____	_____	_____	_____	_____	_____	
				Final: 13.350	11.650	13.850	14.300	13.450	13.000	79.600
				Place: 10T	13	2	11	7T	4T	7
8	931	Cameron Lee	WOGA	Diff: 4.500	4.700	4.300	5.000	4.400	4.200	
				Exec: 9.050	7.450	8.850	9.500	8.200	8.450	
				ND: _____	_____	_____	-0.100	_____	_____	
				Final: 13.550	12.150	13.150	14.400	12.600	12.650	78.500
				Place: 8T	9*	7	9	19T	8	8
9	701	Taylor Burkhart	5280 Gym	Diff: 5.200	4.000	4.600	5.600	4.700	4.300	
				Exec: 8.850	9.050	8.200	8.500	8.650	7.000	
				ND: _____	_____	_____	-0.300	_____	_____	
				Final: 14.050	13.050	12.800	13.800	13.350	11.300	78.350
				Place: 4	3	13	17	9T	21T	9
10	860	Raydel Gamboa	North Valley	Diff: 4.400	4.000	4.300	5.000	4.500	4.400	
				Exec: 8.500	8.750	8.650	9.350	8.950	7.500	
				ND: _____	_____	_____	_____	_____	_____	
				Final: 12.900	12.750	12.950	14.350	13.450	11.900	78.300
				Place: 17	5	9	10	7T	15T	10

2019 Men's JO Nationals

Meet Results







May 2-5, 2019

Page: 2

Printed: 5/2/2019 8:53:24 PM

Men / 10 / 16 yrs

Session: 3J

Rank	Num	Name	Gym							AA
11	736	Oliver Zavel	Crenshaw's	Diff: 4.800	4.100	4.000	5.100	4.500	3.700	
				Exec: 7.500	7.750	8.900	9.400	9.150	9.150	
				ND:						
				Final: 12.300	11.850	12.900	14.500	13.650	12.850	78.050
				Place: 25	12	10*	5T	4	6	11
12	930	Dallas Hale	WOGA	Diff: 4.500	4.400	4.100	4.600	4.600	4.100	
				Exec: 9.250	7.700	7.700	9.650	8.950	8.200	
				ND:						
				Final: 13.750	12.100	11.800	14.250	13.550	12.300	77.750
				Place: 6	11	22	12T	6	12*	12
13	866	Zac Tiderman	OMEGA Gym	Diff: 4.500	3.500	4.100	4.800	3.800	4.100	
				Exec: 9.200	6.300	8.900	9.700	8.600	8.200	
				ND:						
				Final: 13.700	9.800	13.000	14.500	12.400	12.300	75.700
				Place: 7	22	8	5T	22	12*	13
14T	942	TYLER Shimizu	West Coast	Diff: 4.400	4.900	3.800	4.000	4.200	3.600	
				Exec: 8.900	5.400	9.050	9.350	8.650	9.400	
				ND:						
				Final: 13.300	10.300	12.850	13.350	12.850	13.000	75.650
				Place: 12	21	12	20	17	4T	14T
14T	870	Alek Kuzmenchuk	Paragon NTC	Diff: 4.000	4.400	3.700	4.000	4.100	3.900	
				Exec: 8.650	8.700	8.000	9.250	8.950	8.000	
				ND:						
				Final: 12.650	13.100	11.700	13.250	13.050	11.900	75.650
				Place: 20	2	25	23T	13	15T	14T
16	798	Major Bain	GymTek	Diff: 3.800	3.800	3.700	5.000	3.400	3.300	
				Exec: 8.650	8.800	8.350	9.250	9.200	8.600	
				ND:		-0.300	-0.300			
				Final: 12.450	12.600	11.750	13.950	12.600	11.900	75.250
				Place: 23	6T	23T	16	19T	15T	16
17	868	Zachary English	Palmetto Gym	Diff: 4.300	3.000	4.100	4.000	4.400	3.400	
				Exec: 8.200	8.450	8.000	9.150	9.350	8.900	
				ND:			-0.100			
				Final: 12.500	11.450	12.100	13.050	13.750	12.300	75.150
				Place: 22	14T	18T	25	2*	12T	17
18	805	Zachary Patrick	Gymstrada	Diff: 3.900	3.700	3.800	4.200	3.800	3.200	
				Exec: 9.100	7.500	8.600	9.300	9.100	8.600	
				ND:						
				Final: 13.000	11.200	12.400	13.500	12.900	11.800	74.800
				Place: 15T	17	16	18	16	18T	18
19	848	Dante Hays	Metropolitan	Diff: 4.000	3.700	3.700	4.000	3.800	3.500	
				Exec: 9.000	7.750	8.800	9.400	7.700	9.000	
				ND:			-0.100			
				Final: 13.000	11.450	12.500	13.300	11.500	12.500	74.250
				Place: 15T	14T	15	21T	26	11	19
20	769	Dylan Thomas	EnRich Gym	Diff: 4.300	3.700	4.400	5.000	3.900	3.600	
				Exec: 8.800	6.900	7.700	9.500	7.650	7.700	
				ND:						
				Final: 13.100	10.600	12.100	14.500	11.550	11.300	73.150
				Place: 14	19T	18T	5T	25	21T	20

2019 Men's JO Nationals

Meet Results







May 2-5, 2019

Page: 3

Printed: 5/2/2019 8:53:24 PM

Men / 10 / 16 yrs

Session: 3J

Rank	Num	Name	Gym							AA
21	774	Javier Alfonso	Florida GTC	Diff: 4.500 Exec: 8.400 ND: -0.100 Final: 12.800 Place: 18	3.500 6.250 _____ 9.750 23	4.300 7.650 _____ 11.950 20T	5.000 9.350 -0.100 14.250 12T	4.300 8.700 _____ 13.000 14*	3.800 7.500 _____ 11.300 21T	73.050 21
22	818	Michael Artlip	Houston Gym Center	Diff: 4.600 Exec: 8.950 ND: _____ Final: 13.550 Place: 8T	4.100 5.250 _____ 9.350 24	3.800 8.150 _____ 11.950 20T	5.200 9.450 -0.100 14.550 4	3.900 8.650 _____ 12.550 21	3.800 7.000 _____ 10.800 25	72.750 22
23	912	Justin Smith	Sun Country	Diff: 3.900 Exec: 7.600 ND: _____ Final: 11.500 Place: 26	3.900 6.700 _____ 10.600 19T	4.000 8.200 _____ 12.200 17	4.000 9.300 _____ 13.300 21T	4.300 8.850 _____ 13.150 12	3.800 8.000 _____ 11.800 18T	72.550 23
24	823	Jack Bono	International OH	Diff: 4.500 Exec: 8.850 ND: _____ Final: 13.350 Place: 10T	3.400 5.650 _____ 9.050 25	4.000 7.600 _____ 11.600 26	5.000 9.200 _____ 14.200 14	3.800 9.000 _____ 12.800 18	3.900 7.500 _____ 11.400 20	72.400 24
25	907	Benjamin Brown-Proctor	Suffield Gym	Diff: 4.300 Exec: 8.450 ND: _____ Final: 12.750 Place: 19	3.400 8.000 _____ 11.400 16	4.000 7.750 _____ 11.750 23T	4.000 9.350 -0.100 13.250 23T	3.500 8.700 _____ 12.200 23	3.600 7.400 _____ 11.000 24	72.350 25
26	810	Justin Derringer	Hayden's	Diff: 4.400 Exec: 7.950 ND: _____ Final: 12.350 Place: 24	3.800 5.100 _____ 8.900 26	4.300 8.250 _____ 12.550 14	4.000 8.500 -0.300 12.200 26	3.700 8.450 _____ 12.150 24	3.400 6.500 _____ 9.900 26	68.050 26

2019 Men's JO Nationals

Meet Results







May 2-5, 2019

Page: 1
Printed: 5/2/2019 8:53:32 PM

Men / 10 / 17 yrs

Session: 3S

Judge's Signatures

Rank	Num	Name	Gym							AA
1	711	Colt Walker	AcroTex	Diff: 4.700	5.000	4.700	5.800	5.100	4.100	
				Exec: 8.850	8.500	9.500	9.500	9.150	9.200	
				ND: -0.100						
				Final: 13.450	13.500	14.200	15.300	14.250	13.300	84.000
				Place: 8T	1	2	1	1	1	1
2	739	Garrett Braunton	Cypress Academy	Diff: 4.900	4.400	5.300	5.000	4.600	4.900	
				Exec: 9.200	8.950	9.300	9.250	8.650	7.200	
				ND:			-0.100			
				Final: 14.100	13.350	14.600	14.150	13.250	12.100	81.550
				Place: 1	3T	1	15T	5	30	2
3	869	Donovan Hewitt	Paragon NTC	Diff: 4.700	3.500	4.500	5.800	4.200	4.000	
				Exec: 9.200	9.000	8.050	9.350	9.000	9.100	
				ND:						
				Final: 13.900	12.500	12.550	15.150	13.200	13.100	80.400
				Place: 2	14T	34T	2*	6	2	3
4	923	Taylor Christopoulos	USA Gym World	Diff: 4.600	4.500	4.400	5.100	4.700	3.900	
				Exec: 8.750	8.800	9.500	9.150	8.600	8.250	
				ND:						
				Final: 13.350	13.300	13.900	14.250	13.300	12.150	80.250
				Place: 12	5T	5T	11	4	27*	4
5T	760	Zachary Martin	Elevate	Diff: 4.700	4.600	4.600	5.800	3.500	3.800	
				Exec: 9.050	8.700	9.000	9.350	8.650	8.850	
				ND: -0.300			-0.300			
				Final: 13.450	13.300	13.600	14.850	12.150	12.650	80.000
				Place: 8T	5T	12	6	33T	10T	5T
5T	741	J.R. Chou	Cypress Academy	Diff: 4.800	5.200	4.300	5.800	5.000	4.300	
				Exec: 8.350	8.250	9.400	8.900	7.250	8.550	
				ND:			-0.100			
				Final: 13.150	13.450	13.700	14.600	12.250	12.850	80.000
				Place: 17	2	10T	7	29T	4T	5T
7	936	Jeremy Bischoff	Walters GymJam	Diff: 4.700	3.500	4.100	5.000	4.300	3.800	
				Exec: 8.950	9.700	9.300	9.050	8.350	8.950	
				ND:			-0.300			
				Final: 13.650	13.200	13.400	13.750	12.650	12.750	79.400
				Place: 3T	8T	15	20T	17T	6T	7
8	753	Daniel Simmons	Cypress Academy	Diff: 4.800	3.900	4.800	5.800	4.800	3.700	
				Exec: 8.500	8.500	9.200	8.650	7.800	8.900	
				ND:						
				Final: 13.300	12.400	14.000	14.450	12.600	12.600	79.350
				Place: 13	18T	4	9	19T	12	8
9	725	Mikey Kogan	Buffalo Grove	Diff: 4.700	3.000	4.100	5.800	3.900	3.700	
				Exec: 8.750	9.550	9.250	9.100	8.350	9.050	
				ND:						
				Final: 13.450	12.550	13.350	14.900	12.250	12.750	79.250
				Place: 8T	13	16T	4*	29T	6T	9
10	705	Logan Myers	5280 Gym	Diff: 5.000	3.700	4.300	5.800	4.300	4.500	
				Exec: 8.000	8.250	9.550	9.100	8.400	8.250	
				ND:						
				Final: 13.000	11.950	13.850	14.900	12.700	12.750	79.150
				Place: 20	25	7	4*	16	6T	10

2019 Men's JO Nationals

Meet Results







May 2-5, 2019

Page: 2

Printed: 5/2/2019 8:53:32 PM

Men / 10 / 17 yrs







Session: 3S

Rank	Num	Name	Gym							AA
11	751	Zachary Nunez	Cypress Academy	Diff: 4.500	5.000	4.200	5.000	4.500	3.900	
				Exec: 7.600	8.300	8.400	9.100	9.300	9.050	
				ND:						
				Final: 12.100	13.300	12.600	14.100	13.800	12.950	78.850
				Place: 35	5T	33	18	2	3	11
12	799	Ethan Boder	GymTek	Diff: 4.500	3.300	4.300	5.800	4.300	3.700	
				Exec: 8.600	8.450	9.500	9.350	8.850	8.150	
				ND:						
				Final: 13.100	11.750	13.800	15.150	13.150	11.850	78.800
				Place: 18	28	8	2*	7T	33	12
13	830	Steven Lukasik	La Fleur's	Diff: 3.800	4.300	4.000	5.000	3.800	3.700	
				Exec: 9.050	9.050	9.200	8.800	9.300	8.850	
				ND:			-0.100			
				Final: 12.850	13.350	13.200	13.700	13.100	12.550	78.750
				Place: 22T	3T	19	22T	9	13T	13
14	714	Robbie Shamp	All Star Gym	Diff: 4.600	3.700	4.700	5.100	4.000	3.800	
				Exec: 9.050	8.450	7.300	9.400	8.800	8.650	
				ND:						
				Final: 13.650	12.150	12.000	14.500	12.800	12.450	77.550
				Place: 3T	20T	41	8	12T	16T	14
15	926	Colin Wingrove	USA Gym World	Diff: 4.700	3.600	4.700	5.800	4.000	3.700	
				Exec: 7.100	8.850	9.200	8.650	8.600	8.800	
				ND:			-0.300			
				Final: 11.800	12.450	13.900	14.150	12.600	12.500	77.400
				Place: 40	16T	5T	15T	19T	15	15
16	863	James Friedman	OMEGA Gym	Diff: 4.500	4.000	4.600	4.000	3.800	4.000	
				Exec: 8.750	8.850	9.100	9.400	8.350	7.750	
				ND:						
				Final: 13.250	12.850	13.700	13.400	12.150	11.750	77.100
				Place: 14T	10	10T	30	33T	35	16
17T	721	Kameron Nelson	Arrow	Diff: 4.900	3.800	4.200	5.200	4.500	3.800	
				Exec: 8.500	8.300	8.600	9.000	8.050	8.000	
				ND:						
				Final: 13.400	12.100	12.800	14.200	12.550	11.800	76.850
				Place: 11	22T	28*	12T	21T	34	17T
17T	933	Noah Newfeld	WOGA	Diff: 4.100	4.400	4.300	4.000	4.000	4.100	
				Exec: 7.750	8.800	9.450	9.350	8.450	8.250	
				ND:			-0.100			
				Final: 11.850	13.200	13.750	13.250	12.450	12.350	76.850
				Place: 37T	8T	9	31	25T	21	17T
19	755	Will Hauke	DeVeau's	Diff: 4.800	4.200	4.300	5.000	4.200	3.800	
				Exec: 8.800	6.700	8.850	9.150	8.950	7.800	
				ND:						
				Final: 13.600	10.900	13.150	14.150	13.150	11.600	76.550
				Place: 5T	37	20T	15T	7T	36T	19
20T	717	Kazuki Hayashi	Apollo VA	Diff: 4.000	4.200	4.200	4.800	4.200	3.900	
				Exec: 9.250	8.250	8.950	8.900	7.900	7.700	
				ND:			-0.100			
				Final: 13.250	12.450	13.150	13.600	12.100	11.600	76.150
				Place: 14T	16T	20T	26T	36	36T	20T

2019 Men's JO Nationals

Meet Results







May 2-5, 2019

Rank	Num	Name	Gym							AA
20T	837	Evan Ng	Lakeshore	Diff: 4.200	4.200	4.900	5.000	4.200	4.200	
				Exec: 8.050	7.700	7.650	9.200	8.350	8.500	
				ND:						
				Final: 12.250	11.900	12.550	14.200	12.550	12.700	76.150
				Place: 34	26T	34T	12T	21T	9	20T
22	915	Travis Wong	TAG USA	Diff: 3.700	4.200	4.200	4.000	4.600	4.200	
				Exec: 9.100	7.850	8.500	9.150	8.800	7.750	
				ND:						
				Final: 12.800	12.050	12.700	13.150	13.400	11.950	76.050
				Place: 25	24	31T	32*	3	31T	22
23	790	Sam Phillips	Gym Olympica	Diff: 4.500	3.900	4.200	4.400	4.100	4.200	
				Exec: 9.000	6.650	8.600	9.300	8.450	8.650	
				ND:						
				Final: 13.500	10.550	12.800	13.700	12.550	12.850	75.950
				Place: 7	39	28*	22T	21T	4T	23
24	720	Matthew Sulham	Apollo VA	Diff: 4.300	3.200	4.000	4.300	3.800	3.600	
				Exec: 8.850	8.300	8.850	9.450	9.000	8.350	
				ND: -0.100						
				Final: 13.050	11.500	12.850	13.750	12.800	11.950	75.900
				Place: 19	30	26T	20T	12T	31T	24
25	892	Evan Bock	SCATS	Diff: 4.500	3.700	4.000	4.800	3.800	3.500	
				Exec: 9.100	7.500	8.700	9.150	8.450	8.950	
				ND:			-0.300			
				Final: 13.600	11.200	12.700	13.650	12.250	12.450	75.850
				Place: 5T	32T	31T	24T	29T	16T	25
26	834	Sebastian Ingersoll	Lakeshore	Diff: 4.300	3.300	4.400	5.000	4.200	4.200	
				Exec: 8.900	7.650	8.700	9.000	7.750	8.250	
				ND:			-0.100			
				Final: 13.200	10.950	13.100	13.900	11.950	12.450	75.550
				Place: 16	36	22T	19	38	16T	26
27	730	Nate Warren	Centre Elite	Diff: 4.300	4.200	4.400	4.000	4.500	3.700	
				Exec: 8.350	7.950	8.350	9.150	7.400	8.950	
				ND:						
				Final: 12.650	12.150	12.750	13.150	11.900	12.650	75.250
				Place: 27	20T	30	32*	39	10T	27
28	828	Collin Cunane	KMC Gym PA	Diff: 4.300	4.000	4.000	4.300	3.600	3.700	
				Exec: 7.700	8.600	8.350	9.200	8.650	8.600	
				ND:						
				Final: 12.000	12.600	12.350	13.500	12.250	12.300	75.000
				Place: 36	12	37	28	29T	22*	28
29	937	Julian Brutchin-Roose	Wallers GymJam	Diff: 4.300	4.000	3.500	5.000	4.100	3.900	
				Exec: 7.550	8.100	9.050	9.350	7.750	8.250	
				ND:						
				Final: 11.850	12.100	12.550	14.350	11.850	12.150	74.850
				Place: 37T	22T	34T	10	40T	27*	29
30	809	Jacob Bassett	Hayden's	Diff: 4.300	3.800	4.100	3.200	4.000	4.000	
				Exec: 8.050	8.600	9.000	8.750	9.050	8.250	
				ND:			-0.300			
				Final: 12.350	12.400	13.100	11.650	13.050	12.250	74.800
				Place: 31	18T	22T	43	10	24	30

2019 Men's JO Nationals

Meet Results

May 2-5, 2019

Rank	Num	Name	Gym							AA
31	884	Harrison Andary	Queen City	Diff: 4.800	4.300	3.700	5.100	3.400	3.700	
				Exec: 7.150	7.000	8.350	9.100	9.500	8.700	
				ND: -0.100						
				Final: 11.850	11.300	12.050	14.200	12.900	12.400	74.700
				Place: 37T	31	39T	12T	11	19T	31
32	733	Mauricio Gago	Champions TX	Diff: 4.400	4.300	4.300	4.200	4.000	3.700	
				Exec: 7.900	6.750	8.650	9.250	8.400	8.500	
				ND:						
				Final: 12.300	11.050	12.950	13.450	12.400	12.200	74.350
				Place: 32T	35	24	29	27T	25*	32
33	927	Maxim Ryzhuk	Vitaly Scherbo	Diff: 4.400	3.800	4.600	4.800	4.100	4.000	
				Exec: 8.450	7.400	7.450	8.850	8.300	8.150	
				ND:						
				Final: 12.850	11.200	12.050	13.650	12.400	12.150	74.300
				Place: 22T	32T	39T	24T	27T	27T	33
34	806	Ahmir Postell	Gymstrada	Diff: 4.000	3.400	4.200	4.000	3.900	3.700	
				Exec: 8.850	7.400	9.100	8.850	7.950	8.600	
				ND:						
				Final: 12.850	10.800	13.300	12.850	11.850	12.300	73.950
				Place: 22T	38	18	36	40T	22*	34
35	816	Tyler Rockwood	Hocking Valley	Diff: 4.200	4.700	4.100	4.400	4.300	3.700	
				Exec: 7.600	8.050	8.750	8.950	8.500	7.250	
				ND: -0.300			-0.300			
				Final: 11.500	12.750	12.850	13.050	12.800	10.950	73.900
				Place: 41	11	26T	34	12T	40	35
36	732	Noah Duran	Champions TX	Diff: 4.200	5.500	4.300	3.200	4.500	3.600	
				Exec: 8.300	7.000	9.150	9.350	7.650	7.100	
				ND: -0.100						
				Final: 12.400	12.500	13.450	12.550	12.150	10.700	73.750
				Place: 29T	14T	14	40	33T	42	36
37	899	Caleb Hickey	Sandhills	Diff: 4.300	3.400	4.100	4.800	4.200	3.600	
				Exec: 8.400	8.150	8.800	7.900	7.850	7.650	
				ND:						
				Final: 12.700	11.550	12.900	12.700	12.050	11.250	73.150
				Place: 26	29	25	37	37	39	37
38	771	Kyden Martinez	Eyas Gym	Diff: 4.300	4.200	3.500	4.400	3.400	2.500	
				Exec: 8.000	6.900	8.650	9.200	9.350	8.400	
				ND:						
				Final: 12.300	11.100	12.150	13.600	12.750	10.900	72.800
				Place: 32T	34	38	26T	15	41	38
39	905	Max Von Hapsburg	Star Center	Diff: 3.900	3.100	5.300	3.600	3.800	3.700	
				Exec: 8.500	5.800	8.750	9.050	8.750	8.500	
				ND:						
				Final: 12.400	8.900	14.050	12.650	12.550	12.200	72.750
				Place: 29T	41	3	38T	21T	25*	39
40	924	Cole Nicolson	USA Gym World	Diff: 4.200	3.600	4.400	2.800	3.800	4.100	
				Exec: 8.300	8.300	8.950	9.050	6.850	8.300	
				ND:						
				Final: 12.500	11.900	13.350	11.850	10.650	12.400	72.650
				Place: 28	26T	16T	42	42	19T	40

2019 Men's JO Nationals

Meet Results







May 2-5, 2019

Page: 5

Printed: 5/2/2019 8:53:32 PM

Men / 10 / 17 yrs

Session: 3S

Rank	Num	Name	Gym							AA
41	889	Colin Milson	Ridgewood	Diff: 4.100	3.800	4.200	3.200	4.200	3.500	
				Exec: 7.000	5.000	9.350	9.200	8.450	8.000	
				ND: -0.300						
				Final: 10.800	8.800	13.550	12.400	12.650	11.500	69.700
				Place: 42	42	13	41	17T	38	41
42	770	Lucas Lorber	Eyas Gym	Diff: 4.000	3.700	0.000	4.000	3.600	3.600	
				Exec: 8.900	6.650	0.000	8.950	8.850	8.950	
				ND: -	-	-	-0.300	-	-	
				Final: 12.900	10.350	0.000	12.650	12.450	12.550	60.900
				Place: 21	40	42*	38T	25T	13T	42
43	851	Michael Jaroh	Michigan Elite	Diff: 0.000	0.000	0.000	4.800	4.000	0.000	
				Exec: 0.000	0.000	0.000	8.200	5.700	0.000	
				ND: -	-	-	-	-	-	
				Final: 0.000	0.000	0.000	13.000	9.700	0.000	22.700
				Place: 43	43	42*	35	43	43	43

2019 Men's JO Nationals

Meet Results







May 2-5, 2019

Page: 1
Printed: 5/2/2019 8:53:36 PM

Men / 10 / 18 yrs

Session: 3S

Judge's Signatures

Rank	Num	Name	Gym							AA
1	737	Laz Barnhill	Cypress Academy	Diff: 4.200	5.300	3.600	4.400	4.400	4.200	
				Exec: 9.550	9.200	9.050	9.350	8.750	9.200	
				ND:						
				Final: 13.750	14.500	12.650	13.750	13.150	13.400	81.200
				Place: 2T	1	8T	11	1	2T	1
2	919	Donte McKinney	Triumph	Diff: 5.100	4.200	4.300	5.600	3.900	4.400	
				Exec: 8.300	9.200	8.450	8.350	8.400	8.850	
				ND:						
				Final: 13.400	13.400	12.750	13.950	12.300	13.250	79.050
				Place: 4	2	7	7T	9	4	2
3	808	Adam Wooten	Harpeth School	Diff: 4.300	4.100	5.100	5.000	4.200	4.300	
				Exec: 8.650	8.150	9.300	9.100	8.200	8.450	
				ND:						
				Final: 12.950	12.250	14.400	14.100	12.400	12.750	78.850
				Place: 10	8T	1	4	8	6	3
4	922	Dylan Kolak	US Gym II NJ	Diff: 4.600	3.900	4.100	5.800	3.900	3.800	
				Exec: 9.300	7.750	8.250	9.000	8.200	8.650	
				ND:						
				Final: 13.900	11.650	12.350	14.800	12.100	12.450	77.250
				Place: 1	13	11	1	11	9	4
5	763	Carter Tope	Emerge Acad	Diff: 4.500	4.200	4.300	4.800	4.100	3.600	
				Exec: 8.600	8.550	9.000	9.050	8.650	8.150	
				ND: -0.300						
				Final: 12.800	12.750	13.300	13.850	12.750	11.750	77.200
				Place: 11	5	3	9T	3	12	5
6	914	Crew Bold	TAG USA	Diff: 4.700	4.200	4.400	5.000	5.100	4.900	
				Exec: 8.300	8.600	8.400	9.050	5.850	8.650	
				ND:						
				Final: 13.000	12.800	12.800	14.050	10.950	13.550	77.150
				Place: 8T	4	6	5	15	1	6
7	800	Brayton Williams	GymTek	Diff: 4.600	4.100	4.600	4.000	4.000	4.300	
				Exec: 8.150	6.800	9.300	9.350	8.450	9.100	
				ND:						
				Final: 12.750	10.900	13.900	13.350	12.450	13.400	76.750
				Place: 12	15	2	14*	7	2T	7
8	744	Jack Freeman	Cypress Academy	Diff: 4.700	3.900	4.400	5.100	4.300	4.400	
				Exec: 9.050	8.350	8.500	9.250	8.550	6.100	
				ND:						
				Final: 13.750	12.250	12.900	14.350	12.850	10.500	76.600
				Place: 2T	8T	5	2T	2	15	8
9	822	Virgil Watkins	Infinity	Diff: 4.000	3.100	3.600	4.800	4.500	4.200	
				Exec: 9.300	8.700	8.400	9.150	8.100	8.650	
				ND:						
				Final: 13.300	11.800	12.000	13.950	12.600	12.850	76.500
				Place: 5T	11T	15	7T	5	5	9
10	871	Hunter Brunett	Platinum	Diff: 4.300	3.100	4.000	4.000	3.600	3.900	
				Exec: 8.200	9.000	9.150	9.350	9.100	8.200	
				ND:						
				Final: 12.500	12.100	13.150	13.350	12.700	12.100	75.900
				Place: 13	10	4	14*	4	10*	10

2019 Men's JO Nationals

Meet Results







May 2-5, 2019

Page: 2

Printed: 5/2/2019 8:53:36 PM

Men / 10 / 18 yrs

Session: 3S

Rank	Num	Name	Gym							AA
11	819	Jakob Murray	Impact	Diff: 4.900 Exec: 8.200 ND: -0.100 Final: 13.000 Place: 8T	4.100 8.450	4.200 8.350	5.600 8.100	4.100 7.650	3.900 8.200	75.650 11
12	852	Markus Shears	Mills Gym USA	Diff: 4.400 Exec: 6.700 ND: Final: 11.100 Place: 15	4.300 8.950	3.500 8.800	4.100 9.550	4.000 7.050	4.000 8.600	73.950 12
13	719	Jalen Peterson	Apollo VA	Diff: 4.700 Exec: 8.350 ND: Final: 13.050 Place: 7	3.700 7.500	3.700 8.600	4.400 9.600	3.800 8.750	2.600 8.200	73.900 13
14	815	Jacob Nauman	Hocking Valley	Diff: 4.500 Exec: 7.650 ND: Final: 12.150 Place: 14	3.900 7.900	3.700 8.950	5.000 8.850	4.000 8.050	3.500 6.750	72.750 14
15	775	Evan Manivong	Fuzion Gym	Diff: 4.700 Exec: 8.600 ND: Final: 13.300 Place: 5T	4.400 8.000	4.100 7.750	4.800 9.550	0.000 0.000	3.900 7.900	63.400 15
16	776	Victor Perez	Fuzion Gym	Diff: 0.000 Exec: 0.000 ND: Final: 0.000 Place: 16	3.600 7.250	3.900 8.400	0.000 0.000	4.000 8.200	4.400 8.150	47.900 16