

2019 Men's JO Nationals

Meet Results







May 2-5, 2019

Page: 1
Printed: 5/2/2019 8:53:20 PM

Men / 10 / 15 yrs

Session: 3J

Judge's Signatures

Rank	Num	Name	Gym							AA
1	745	Asher Hong	Cypress Academy	Diff: 4.700	5.500	4.600	5.000	5.000	4.100	
				Exec: 8.800	7.500	9.200	9.100	9.200	8.950	
				ND:						
				Final: 13.500	13.000	13.800	14.100	14.200	13.050	81.650
				Place: 4	1	1	3	2	1	1
2	844	Ian Lasic-Ellis	Massachusetts Elite	Diff: 4.400	4.500	4.000	4.000	4.600	3.900	
				Exec: 8.700	8.300	9.200	9.300	9.650	8.800	
				ND:						
				Final: 13.100	12.800	13.200	13.300	14.250	12.700	79.350
				Place: 7	3	4	11	1	4T	2
3	820	Landen Blixt	Infinity	Diff: 4.700	3.800	4.300	4.400	3.900	4.000	
				Exec: 9.000	7.250	9.000	9.650	9.000	8.500	
				ND:						
				Final: 13.700	11.050	13.300	14.050	12.900	12.500	77.500
				Place: 1T	19	2T	4	6	7T	3
4	749	Vishal Mandava	Cypress Academy	Diff: 4.200	4.000	4.200	4.400	4.100	3.900	
				Exec: 8.850	8.700	8.300	8.400	8.950	8.750	
				ND:			-0.100			
				Final: 13.050	12.700	12.500	12.700	13.050	12.650	76.650
				Place: 8	5	9	19T	3*	6	4
5	891	Toby Liang	Roswell	Diff: 4.500	3.500	3.600	4.000	3.600	3.700	
				Exec: 9.200	8.950	8.200	9.200	8.850	9.200	
				ND:						
				Final: 13.700	12.450	11.800	13.200	12.450	12.900	76.500
				Place: 1T	8T	17T	12*	17	3	5
6	726	Max Olinger	Buffalo Grove	Diff: 4.100	4.000	4.100	4.000	3.900	3.700	
				Exec: 9.300	7.800	8.750	9.150	8.800	8.800	
				ND:						
				Final: 13.400	11.800	12.850	13.150	12.700	12.500	76.400
				Place: 6	16T	5	14*	9*	7T	6
7	845	Fred Richard	Massachusetts Elite	Diff: 4.200	3.000	4.000	5.200	4.300	4.100	
				Exec: 7.850	7.300	9.300	9.450	8.750	8.900	
				ND:			-0.100			
				Final: 12.050	10.300	13.300	14.550	13.050	13.000	76.250
				Place: 20	21	2T	1	3T	2	7
8	812	Cailen Walker	Head Over Heels	Diff: 4.000	4.200	3.800	5.000	3.900	3.900	
				Exec: 8.900	8.550	8.450	9.200	8.150	7.850	
				ND:						
				Final: 12.900	12.750	12.250	14.200	12.050	11.750	75.900
				Place: 9	4	11	2	19T	16T	8
9	882	Ryan Vanichtheeranont	Premier West	Diff: 3.800	3.900	3.800	4.200	3.700	4.100	
				Exec: 8.750	9.050	7.800	9.300	8.850	8.400	
				ND:						
				Final: 12.550	12.950	11.600	13.500	12.550	12.500	75.650
				Place: 14	2	21	9	14	7T	9
10	880	Nicholas Tarca	Premier Athletics	Diff: 4.200	4.700	4.200	4.800	4.200	4.200	
				Exec: 9.450	7.750	8.400	9.100	6.650	7.550	
				ND:						
				Final: 13.650	12.450	12.600	13.900	10.850	11.750	75.200
				Place: 3	8T	7T	5	22	16T	10

2019 Men's JO Nationals

Meet Results







May 2-5, 2019

Page: 2

Printed: 5/2/2019 8:53:20 PM

Men / 10 / 15 yrs







Session: 3J

Rank	Num	Name	Gym							AA
11	722	Justin Ciccone	Bright Raven	Diff: 4.000	3.500	3.500	4.300	3.200	3.000	
				Exec: 8.700	8.350	8.900	9.400	9.300	9.000	
				ND: _____	_____	_____	_____	_____	_____	
				Final: 12.700	11.850	12.400	13.700	12.500	12.000	75.150
				Place: 10T	15	10	7	15T	13	11
12	893	Grant Guerrero	SCATS	Diff: 4.000	3.800	4.100	3.200	4.100	2.800	
				Exec: 8.600	8.550	8.500	9.100	8.950	9.000	
				ND: _____	_____	_____	_____	_____	_____	
				Final: 12.600	12.350	12.600	12.300	13.050	11.800	74.700
				Place: 13	11	7T	21	3*	15	12
13	724	Tai Gopaul	Buffalo Grove	Diff: 4.000	3.700	3.700	4.000	3.600	3.900	
				Exec: 8.400	8.550	8.150	9.150	9.200	8.050	
				ND: _____	_____	_____	_____	_____	_____	
				Final: 12.400	12.250	11.850	13.150	12.800	11.950	74.400
				Place: 17	12	16	14*	7T	14	13
14	754	Luke McFarland	Daggett's	Diff: 4.500	3.900	3.700	4.200	4.600	4.500	
				Exec: 7.050	8.000	8.400	9.200	8.200	8.200	
				ND: _____	_____	_____	-0.300	_____	_____	
				Final: 11.550	11.900	12.100	13.100	12.800	12.700	74.150
				Place: 22	13T	13T	16T	7T	4T	14
15	883	Nathan York	Premier West	Diff: 4.200	3.800	3.800	4.000	3.800	3.800	
				Exec: 9.250	8.700	7.700	9.200	8.800	7.000	
				ND: _____	_____	_____	_____	_____	_____	
				Final: 13.450	12.500	11.500	13.200	12.600	10.800	74.050
				Place: 5	6*	22	12*	12T	21	15
16	825	Kaleb Harder	Iron Cross	Diff: 3.500	3.800	4.000	4.000	3.900	3.500	
				Exec: 8.800	8.700	7.800	8.700	8.600	8.200	
				ND: _____	_____	_____	_____	_____	_____	
				Final: 12.300	12.500	11.800	12.700	12.500	11.700	73.500
				Place: 18	6*	17*	19T	15T	18	16
17	797	Adriel Perales-Valencia	Gym World Central	Diff: 4.100	3.300	4.600	4.000	3.900	3.600	
				Exec: 8.050	8.600	8.050	8.900	8.700	7.500	
				ND: _____	_____	_____	-0.100	_____	_____	
				Final: 12.150	11.900	12.650	12.800	12.600	11.100	73.200
				Place: 19	13T	6	18	12T	19*	17
18T	767	Ricky Mays	EnRich Gym	Diff: 3.600	3.900	4.000	4.800	3.700	3.500	
				Exec: 8.850	8.500	8.100	9.150	8.350	6.650	
				ND: _____	_____	_____	-0.100	_____	_____	
				Final: 12.450	12.400	12.100	13.850	12.050	10.150	73.000
				Place: 15T	10	13T	6	19T	22	18T
18T	768	Matthew Nguyen	EnRich Gym	Diff: 4.200	3.800	4.300	4.000	3.500	3.800	
				Exec: 8.500	7.950	7.450	9.200	7.950	8.450	
				ND: _____	_____	_____	-0.100	_____	_____	
				Final: 12.700	11.750	11.750	13.100	11.450	12.250	73.000
				Place: 10*	18	20	16T	21	11	18T
20	827	Erich Upton	Iron Cross	Diff: 4.200	3.800	4.100	2.800	4.000	3.700	
				Exec: 8.500	8.000	8.100	8.500	8.300	8.600	
				ND: _____	_____	_____	_____	_____	_____	
				Final: 12.700	11.800	12.200	11.300	12.300	12.300	72.600
				Place: 10*	16T	12	22	18	10	20

2019 Men's JO Nationals

Meet Results

May 2-5, 2019

Rank	Num	Name	Gym							AA
21	885	Arthur Ashton	Queen City	Diff: 3.900	4.000	4.000	4.200	3.900	3.600	
				Exec: 8.550	6.500	7.800	9.400	8.750	7.500	
				ND:						
				Final: 12.450	10.500	11.800	13.600	12.650	11.100	72.100
				Place: 15T	20	17*	8	11	19*	21
22	909	Jonah Diaz	Sun Country	Diff: 4.000	3.500	4.200	4.100	3.900	3.700	
				Exec: 7.650	6.050	7.700	9.350	8.800	8.400	
				ND:						
				Final: 11.650	9.550	11.900	13.450	12.700	12.100	71.350
				Place: 21	22	15	10	9*	12	22