

2019 Men's JE Nationals TS

Meet Results - Multi






May 4, 2019

Page: 1
Printed: 5/4/2019 7:27:04 PM

Men / 10 / 16 yrs

Session: 8J

Judge's Signatures

Rank	Num	Name/Gym								AA
1	762	Brandon Nguyen Elevate	Prelims Finals	14.150 8.900	12.600 8.500	13.200 9.100	15.250 9.250	13.600 9.700	13.200 8.450	82.000 53.900
				<u>Combined Total:</u>						<u>135.900</u>
2	901	Khoi Young Sportsplex	Prelims Finals	13.800 9.250	13.000 9.000	13.250 9.250	13.400 9.700	13.750 9.500	12.550 9.350	79.750 56.050
				<u>Combined Total:</u>						<u>135.800</u>
3	785	Isaiah Drake Gym Olympica	Prelims Finals	12.600 9.250	12.150 8.800	13.500 9.450	15.150 9.650	13.350 9.000	13.550 9.250	80.300 55.400
				<u>Combined Total:</u>						<u>135.700</u>
4	842	Matt Cormier Massachusetts Elite	Prelims Finals	14.350 9.200	10.800 8.150	13.950 8.800	15.600 9.300	13.800 9.300	13.500 8.600	82.000 53.350
				<u>Combined Total:</u>						<u>135.350</u>
5	849	Nicolas Kuebler Metropolitan	Prelims Finals	14.300 9.200	12.300 8.400	13.650 9.450	14.000 9.050	13.000 8.650	12.800 9.050	80.050 53.800
				<u>Combined Total:</u>						<u>133.850</u>
6	838	Rithik Puri Lakeshore	Prelims Finals	13.250 8.900	13.450 8.200	12.900 9.200	14.450 9.350	13.350 9.400	12.600 8.750	80.000 53.800
				<u>Combined Total:</u>						<u>133.800</u>
7	703	Noah Giordano 5280 Gym	Prelims Finals	13.350 9.150	11.650 7.550	13.850 9.700	14.300 9.250	13.450 8.900	13.000 9.150	79.600 53.700
				<u>Combined Total:</u>						<u>133.300</u>
8	931	Cameron Lee WOGA	Prelims Finals	13.550 9.300	12.150 8.400	13.150 8.500	14.400 9.300	12.600 9.450	12.650 9.200	78.500 54.150
				<u>Combined Total:</u>						<u>132.650</u>
9	860	Raydel Gamboa North Valley	Prelims Finals	12.900 9.600	12.750 7.550	12.950 9.150	14.350 9.700	13.450 8.450	11.900 9.150	78.300 53.600
				<u>Combined Total:</u>						<u>131.900</u>
10	736	Oliver Zavel Crenshaw's	Prelims Finals	12.300 9.550	11.850 8.950	12.900 8.850	14.500 9.400	13.650 8.300	12.850 8.300	78.050 53.350
				<u>Combined Total:</u>						<u>131.400</u>
11	701	Taylor Burkhart 5280 Gym	Prelims Finals	14.050 9.450	13.050 6.700	12.800 9.700	13.800 9.000	13.350 8.150	11.300 9.550	78.350 52.550
				<u>Combined Total:</u>						<u>130.900</u>
12	930	Dallas Hale WOGA	Prelims Finals	13.750 9.050	12.100 7.900	11.800 8.700	14.250 9.050	13.550 8.500	12.300 9.100	77.750 52.300
				<u>Combined Total:</u>						<u>130.050</u>
13	866	Zac Tiderman OMEGA Gym	Prelims Finals	13.700 9.300	9.800 7.800	13.000 8.650	14.500 9.450	12.400 9.000	12.300 9.050	75.700 53.250
				<u>Combined Total:</u>						<u>128.950</u>

2019 Men's JE Nationals TS

Meet Results - Multi






May 4, 2019

Page: 2

Printed: 5/4/2019 7:27:04 PM

Men / 10 / 16 yrs

Session: 8J

Rank	Num	Name/Gym								AA
14	870	Alek Kuzmenchuk Paragon NTC	Prelims Finals	12.650 8.600	13.100 7.950	11.700 9.100	13.250 8.300	13.050 9.350	11.900 8.650	75.650 51.950
				<u>Combined Total:</u>						<u>127.600</u>
15	942	TYLER Shimizu West Coast	Prelims Finals	13.300 8.500	10.300 8.000	12.850 8.400	13.350 9.250	12.850 8.400	13.000 8.750	75.650 51.300
				<u>Combined Total:</u>						<u>126.950</u>
16	868	Zachary English Palmetto Gym	Prelims Finals	12.500 8.600	11.450 7.950	12.100 8.700	13.050 9.050	13.750 8.750	12.300 8.500	75.150 51.550
				<u>Combined Total:</u>						<u>126.700</u>
17	848	Dante Hays Metropolitan	Prelims Finals	13.000 9.450	11.450 7.050	12.500 8.550	13.300 9.400	11.500 8.700	12.500 9.100	74.250 52.250
				<u>Combined Total:</u>						<u>126.500</u>
18	774	Javier Alfonso Florida GTC	Prelims Finals	12.800 9.200	9.750 7.550	11.950 8.700	14.250 9.300	13.000 9.550	11.300 9.000	73.050 53.300
				<u>Combined Total:</u>						<u>126.350</u>
19	818	Michael Artlip Houston Gym Center	Prelims Finals	13.550 9.450	9.350 7.850	11.950 8.350	14.550 9.400	12.550 8.700	10.800 8.600	72.750 52.350
				<u>Combined Total:</u>						<u>125.100</u>
20	798	Major Bain GymTek	Prelims Finals	12.450 8.250	12.600 8.050	11.750 7.300	13.950 9.550	12.600 8.500	11.900 7.400	75.250 49.050
				<u>Combined Total:</u>						<u>124.300</u>
21	769	Dylan Thomas EnRich Gym	Prelims Finals	13.100 9.400	10.600 6.450	12.100 8.250	14.500 9.150	11.550 8.750	11.300 8.750	73.150 50.750
				<u>Combined Total:</u>						<u>123.900</u>
22	805	Zachary Patrick Gymstrada	Prelims Finals	13.000 9.050	11.200 6.700	12.400 7.650	13.500 9.150	12.900 8.700	11.800 7.650	74.800 48.900
				<u>Combined Total:</u>						<u>123.700</u>
23	912	Justin Smith Sun Country	Prelims Finals	11.500 8.800	10.600 7.450	12.200 8.550	13.300 9.300	13.150 8.500	11.800 8.050	72.550 50.650
				<u>Combined Total:</u>						<u>123.200</u>
24	907	Benjamin Brown-Proctor Suffield Gym	Prelims Finals	12.750 8.300	11.400 7.150	11.750 8.300	13.250 8.700	12.200 8.750	11.000 8.350	72.350 49.550
				<u>Combined Total:</u>						<u>121.900</u>
25	823	Jack Bono International OH	Prelims Finals	13.350 7.350	9.050 7.200	11.600 7.350	14.200 8.500	12.800 8.900	11.400 7.800	72.400 47.100
				<u>Combined Total:</u>						<u>119.500</u>
26	810	Justin Derringer Hayden's	Prelims Finals	12.350 0.000	8.900 0.000	12.550 0.000	12.200 8.950	12.150 0.000	9.900 0.000	68.050 8.950
				<u>Combined Total:</u>						<u>77.000</u>

2019 Men's JE Nationals TS

Event Results - Multi

May 4, 2019

Page: 1
Printed: 5/4/2019 7:27:23 PM

Men / 10 / 16 yrs

Session: 8J

#1 = 2019 Men's JE Nationals TS: 100%

#2 = 2019 Men's JO Nationals: 100%



Place	Num	Name	Gym	#2	#1	Score
1	842	Matt Cormier	Massachusetts Elite	14.350	9.200	23.550
2T	701	Taylor Burkhart	5280 Gym	14.050	9.450	23.500
2T	849	Nicolas Kuebler	Metropolitan	14.300	9.200	23.500
4T	901	Khoi Young	Sportsplex	13.800	9.250	23.050
4T	762	Brandon Nguyen	Elevate	14.150	8.900	23.050
6T	818	Michael Artlip	Houston Gym Center	13.550	9.450	23.000
6T	866	Zac Tiderman	OMEGA Gym	13.700	9.300	23.000
8	931	Cameron Lee	WOGA	13.550	9.300	22.850
9	930	Dallas Hale	WOGA	13.750	9.050	22.800
10T	703	Noah Giordano	5280 Gym	13.350	9.150	22.500
10T	769	Dylan Thomas	EnRich Gym	13.100	9.400	22.500
10T	860	Raydel Gamboa	North Valley	12.900	9.600	22.500
13	848	Dante Hays	Metropolitan	13.000	9.450	22.450
14	838	Rithik Puri	Lakeshore	13.250	8.900	22.150
15	805	Zachary Patrick	Gymstrada	13.000	9.050	22.050
16	774	Javier Alfonso	Florida GTC	12.800	9.200	22.000
17T	736	Oliver Zavel	Crenshaw's	12.300	9.550	21.850
17T	785	Isaiah Drake	Gym Olympica	12.600	9.250	21.850
19	942	TYLER Shimizu	West Coast	13.300	8.500	21.800
20	870	Alek Kuzmenchuk	Paragon NTC	12.650	8.600	21.250
21	868	Zachary English	Palmetto Gym	12.500	8.600	21.100
22	907	Benjamin Brown-Proctor	Suffield Gym	12.750	8.300	21.050
23T	823	Jack Bono	International OH	13.350	7.350	20.700
23T	798	Major Bain	GymTek	12.450	8.250	20.700
25	912	Justin Smith	Sun Country	11.500	8.800	20.300
26	810	Justin Derringer	Hayden's	12.350	0.000	12.350

2019 Men's JE Nationals TS

Event Results - Multi

May 4, 2019

#1 = 2019 Men's JE Nationals TS: 100%

#2 = 2019 Men's JO Nationals: 100%

Page: 1
Printed: 5/4/2019 7:27:25 PM

Men / 10 / 16 yrs

Session: 8J



Place	Num	Name	Gym	#2	#1	Score
1	901	Khoi Young	Sportsplex	13.000	9.000	22.000
2	838	Rithik Puri	Lakeshore	13.450	8.200	21.650
3	762	Brandon Nguyen	Elevate	12.600	8.500	21.100
4	870	Alek Kuzmenchuk	Paragon NTC	13.100	7.950	21.050
5	785	Isaiah Drake	Gym Olympica	12.150	8.800	20.950
6	736	Oliver Zavel	Crenshaw's	11.850	8.950	20.800
7	849	Nicolas Kuebler	Metropolitan	12.300	8.400	20.700
8	798	Major Bain	GymTek	12.600	8.050	20.650
9	931	Cameron Lee	WOGA	12.150	8.400	20.550
10	860	Raydel Gamboa	North Valley	12.750	7.550	20.300
11	930	Dallas Hale	WOGA	12.100	7.900	20.000
12	701	Taylor Burkhart	5280 Gym	13.050	6.700	19.750
13	868	Zachary English	Palmetto Gym	11.450	7.950	19.400
14	703	Noah Giordano	5280 Gym	11.650	7.550	19.200
15	842	Matt Cormier	Massachusetts Elite	10.800	8.150	18.950
16	907	Benjamin Brown-Proctor	Suffield Gym	11.400	7.150	18.550
17	848	Dante Hays	Metropolitan	11.450	7.050	18.500
18	942	TYLER Shimizu	West Coast	10.300	8.000	18.300
19	912	Justin Smith	Sun Country	10.600	7.450	18.050
20	805	Zachary Patrick	Gymstrada	11.200	6.700	17.900
21	866	Zac Tiderman	OMEGA Gym	9.800	7.800	17.600
22	774	Javier Alfonso	Florida GTC	9.750	7.550	17.300
23	818	Michael Artlip	Houston Gym Center	9.350	7.850	17.200
24	769	Dylan Thomas	EnRich Gym	10.600	6.450	17.050
25	823	Jack Bono	International OH	9.050	7.200	16.250
26	810	Justin Derringer	Hayden's	8.900	0.000	8.900

2019 Men's JE Nationals TS

Event Results - Multi

May 4, 2019

#1 = 2019 Men's JE Nationals TS: 100%

#2 = 2019 Men's JO Nationals: 100%

Page: 1
Printed: 5/4/2019 7:27:27 PM

Men / 10 / 16 yrs

Session: 8J



Place	Num	Name	Gym	#2	#1	Score
1	703	Noah Giordano	5280 Gym	13.850	9.700	23.550
2	849	Nicolas Kuebler	Metropolitan	13.650	9.450	23.100
3	785	Isaiah Drake	Gym Olympica	13.500	9.450	22.950
4	842	Matt Cormier	Massachusetts Elite	13.950	8.800	22.750
5T	701	Taylor Burkhart	5280 Gym	12.800	9.700	22.500
5T	901	Khoi Young	Sportsplex	13.250	9.250	22.500
7	762	Brandon Nguyen	Elevate	13.200	9.100	22.300
8T	838	Rithik Puri	Lakeshore	12.900	9.200	22.100
8T	860	Raydel Gamboa	North Valley	12.950	9.150	22.100
10	736	Oliver Zavel	Crenshaw's	12.900	8.850	21.750
11T	866	Zac Tiderman	OMEGA Gym	13.000	8.650	21.650
11T	931	Cameron Lee	WOGA	13.150	8.500	21.650
13	942	TYLER Shimizu	West Coast	12.850	8.400	21.250
14	848	Dante Hays	Metropolitan	12.500	8.550	21.050
15T	868	Zachary English	Palmetto Gym	12.100	8.700	20.800
15T	870	Alek Kuzmenchuk	Paragon NTC	11.700	9.100	20.800
17	912	Justin Smith	Sun Country	12.200	8.550	20.750
18	774	Javier Alfonso	Florida GTC	11.950	8.700	20.650
19	930	Dallas Hale	WOGA	11.800	8.700	20.500
20	769	Dylan Thomas	EnRich Gym	12.100	8.250	20.350
21	818	Michael Artlip	Houston Gym Center	11.950	8.350	20.300
22T	907	Benjamin Brown-Proctor	Suffield Gym	11.750	8.300	20.050
22T	805	Zachary Patrick	Gymstrada	12.400	7.650	20.050
24	798	Major Bain	GymTek	11.750	7.300	19.050
25	823	Jack Bono	International OH	11.600	7.350	18.950
26	810	Justin Derringer	Hayden's	12.550	0.000	12.550

2019 Men's JE Nationals TS

Event Results - Multi

May 4, 2019

#1 = 2019 Men's JE Nationals TS: 100%

#2 = 2019 Men's JO Nationals: 100%

Page: 1

Printed: 5/4/2019 7:27:29 PM

Men / 10 / 16 yrs

Session: 8J



Place	Num	Name	Gym	#2	#1	Score
1	842	Matt Cormier	Massachusetts Elite	15.600	9.300	24.900
2	785	Isaiah Drake	Gym Olympica	15.150	9.650	24.800
3	762	Brandon Nguyen	Elevate	15.250	9.250	24.500
4	860	Raydel Gamboa	North Valley	14.350	9.700	24.050
5T	818	Michael Artlip	Houston Gym Center	14.550	9.400	23.950
5T	866	Zac Tideman	OMEGA Gym	14.500	9.450	23.950
7	736	Oliver Zavel	Crenshaw's	14.500	9.400	23.900
8	838	Rithik Puri	Lakeshore	14.450	9.350	23.800
9	931	Cameron Lee	WOGA	14.400	9.300	23.700
10	769	Dylan Thomas	EnRich Gym	14.500	9.150	23.650
11T	703	Noah Giordano	5280 Gym	14.300	9.250	23.550
11T	774	Javier Alfonso	Florida GTC	14.250	9.300	23.550
13	798	Major Bain	GymTek	13.950	9.550	23.500
14	930	Dallas Hale	WOGA	14.250	9.050	23.300
15	901	Khoi Young	Sportsplex	13.400	9.700	23.100
16	849	Nicolas Kuebler	Metropolitan	14.000	9.050	23.050
17	701	Taylor Burkhart	5280 Gym	13.800	9.000	22.800
18T	823	Jack Bono	International OH	14.200	8.500	22.700
18T	848	Dante Hays	Metropolitan	13.300	9.400	22.700
20	805	Zachary Patrick	Gymstrada	13.500	9.150	22.650
21T	912	Justin Smith	Sun Country	13.300	9.300	22.600
21T	942	TYLER Shimizu	West Coast	13.350	9.250	22.600
23	868	Zachary English	Palmetto Gym	13.050	9.050	22.100
24	907	Benjamin Brown-Proctor	Suffield Gym	13.250	8.700	21.950
25	870	Alek Kuzmenchuk	Paragon NTC	13.250	8.300	21.550
26	810	Justin Derringer	Hayden's	12.200	8.950	21.150

2019 Men's JE Nationals TS

Event Results - Multi

May 4, 2019

#1 = 2019 Men's JE Nationals TS: 100%

#2 = 2019 Men's JO Nationals: 100%

Page: 1
Printed: 5/4/2019 7:27:31 PM

Men / 10 / 16 yrs

Session: 8J



Place	Num	Name	Gym	#2	#1	Score
1	762	Brandon Nguyen	Elevate	13.600	9.700	23.300
2	901	Khoi Young	Sportsplex	13.750	9.500	23.250
3	842	Matt Cormier	Massachusetts Elite	13.800	9.300	23.100
4	838	Rithik Puri	Lakeshore	13.350	9.400	22.750
5	774	Javier Alfonso	Florida GTC	13.000	9.550	22.550
6	868	Zachary English	Palmetto Gym	13.750	8.750	22.500
7	870	Alek Kuzmenchuk	Paragon NTC	13.050	9.350	22.400
8T	785	Isaiah Drake	Gym Olympica	13.350	9.000	22.350
8T	703	Noah Giordano	5280 Gym	13.450	8.900	22.350
10T	930	Dallas Hale	WOGA	13.550	8.500	22.050
10T	931	Cameron Lee	WOGA	12.600	9.450	22.050
12	736	Oliver Zavel	Crenshaw's	13.650	8.300	21.950
13	860	Raydel Gamboa	North Valley	13.450	8.450	21.900
14	823	Jack Bono	International OH	12.800	8.900	21.700
15T	849	Nicolas Kuebler	Metropolitan	13.000	8.650	21.650
15T	912	Justin Smith	Sun Country	13.150	8.500	21.650
17	805	Zachary Patrick	Gymstrada	12.900	8.700	21.600
18	701	Taylor Burkhart	5280 Gym	13.350	8.150	21.500
19	866	Zac Tiderman	OMEGA Gym	12.400	9.000	21.400
20T	818	Michael Artlip	Houston Gym Center	12.550	8.700	21.250
20T	942	TYLER Shimizu	West Coast	12.850	8.400	21.250
22	798	Major Bain	GymTek	12.600	8.500	21.100
23	907	Benjamin Brown-Proctor	Suffield Gym	12.200	8.750	20.950
24	769	Dylan Thomas	EnRich Gym	11.550	8.750	20.300
25	848	Dante Hays	Metropolitan	11.500	8.700	20.200
26	810	Justin Derringer	Hayden's	12.150	0.000	12.150

2019 Men's JE Nationals TS

Event Results - Multi

May 4, 2019

#1 = 2019 Men's JE Nationals TS: 100%

#2 = 2019 Men's JO Nationals: 100%

Page: 1
Printed: 5/4/2019 7:27:33 PM

Men / 10 / 16 yrs

Session: 8J



Place	Num	Name	Gym	#2	#1	Score
1	785	Isaiah Drake	Gym Olympica	13.550	9.250	22.800
2	703	Noah Giordano	5280 Gym	13.000	9.150	22.150
3	842	Matt Cormier	Massachusetts Elite	13.500	8.600	22.100
4	901	Khoi Young	Sportsplex	12.550	9.350	21.900
5T	849	Nicolas Kuebler	Metropolitan	12.800	9.050	21.850
5T	931	Cameron Lee	WOGA	12.650	9.200	21.850
7	942	TYLER Shimizu	West Coast	13.000	8.750	21.750
8	762	Brandon Nguyen	Elevate	13.200	8.450	21.650
9	848	Dante Hays	Metropolitan	12.500	9.100	21.600
10	930	Dallas Hale	WOGA	12.300	9.100	21.400
11T	838	Rithik Puri	Lakeshore	12.600	8.750	21.350
11T	866	Zac Tideman	OMEGA Gym	12.300	9.050	21.350
13	736	Oliver Zavel	Crenshaw's	12.850	8.300	21.150
14	860	Raydel Gamboa	North Valley	11.900	9.150	21.050
15	701	Taylor Burkhart	5280 Gym	11.300	9.550	20.850
16	868	Zachary English	Palmetto Gym	12.300	8.500	20.800
17	870	Alek Kuzmenchuk	Paragon NTC	11.900	8.650	20.550
18	774	Javier Alfonso	Florida GTC	11.300	9.000	20.300
19	769	Dylan Thomas	EnRich Gym	11.300	8.750	20.050
20	912	Justin Smith	Sun Country	11.800	8.050	19.850
21	805	Zachary Patrick	Gymstrada	11.800	7.650	19.450
22	818	Michael Artlip	Houston Gym Center	10.800	8.600	19.400
23	907	Benjamin Brown-Proctor	Suffield Gym	11.000	8.350	19.350
24	798	Major Bain	GymTek	11.900	7.400	19.300
25	823	Jack Bono	International OH	11.400	7.800	19.200
26	810	Justin Derringer	Hayden's	9.900	0.000	9.900