

# 2019 U.S. Championships - Men Day 1

## Meet Results







Aug 8, 2019

Page: 1  
Printed: 8/8/2019 9:01:44 PM

Men / SR / Senior

Session: 2M

Judge's Signatures

Rank	Num	Name	Gym							AA
1	22	Samuel Mikulak	U.S.O.P.T.C.	Diff: 5.900	6.000	5.400	5.200	6.400	6.000	
				Exec: 8.750	8.750	8.900	8.600	8.950	8.200	
				ND: _____	_____	_____	-0.300	_____	_____	
				Final: 14.650	14.750	14.300	13.500	15.350	14.200	86.750
				Place: 1	2	4	23	1	1	1
2	4	Yul Moldauer	Univ of Oklahoma	Diff: 5.800	5.600	5.700	5.200	6.000	5.400	
				Exec: 8.500	8.100	7.650	9.200	8.800	8.150	
				ND: _____	_____	_____	-0.100	_____	_____	
				Final: 14.300	13.700	13.350	14.300	14.800	13.550	84.000
				Place: 3	7	11T	7T	2	4	2
3T	20	Shane Wiskus	Univ of Minnesota	Diff: 5.800	5.100	5.300	5.200	6.000	5.700	
				Exec: 8.750	8.350	8.550	9.300	8.500	7.700	
				ND: -0.300	_____	_____	_____	_____	_____	
				Final: 14.250	13.450	13.850	14.500	14.500	13.400	83.950
				Place: 4T	10	7	1	3T	6	3T
3T	27	Akash Modi	Stanford Univ	Diff: 5.900	6.100	5.900	5.200	6.100	6.000	
				Exec: 8.150	7.800	8.100	8.900	8.400	7.700	
				ND: _____	_____	_____	-0.300	_____	_____	
				Final: 14.050	13.900	14.000	13.800	14.500	13.700	83.950
				Place: 7	6	5	19	3T	2	3T
5	14	Trevor Howard	Ohio State	Diff: 5.700	4.300	6.100	5.200	6.200	5.000	
				Exec: 8.200	8.200	8.450	9.050	8.150	7.700	
				ND: _____	_____	_____	_____	_____	_____	
				Final: 13.900	12.500	14.550	14.250	14.350	12.700	82.250
				Place: 8	19	2	10	5T	16	5
6	66	Riley Loos	Technique	Diff: 5.600	4.700	5.000	5.200	4.700	4.700	
				Exec: 8.750	8.500	8.450	8.900	8.200	8.550	
				ND: _____	_____	_____	-0.100	_____	_____	
				Final: 14.350	13.200	13.450	14.000	12.900	13.250	81.150
				Place: 2	12	10	16T	19T	8	6
7	29	Donnell Whittenburg	U.S.O.P.T.C.	Diff: 5.900	5.400	6.100	5.200	6.300	5.200	
				Exec: 7.700	7.400	8.400	9.150	7.700	6.650	
				ND: _____	_____	_____	_____	_____	_____	
				Final: 13.600	12.800	14.500	14.350	14.000	11.850	81.100
				Place: 13T	17	3	4*	10	24	7
8	34	Matthew Wenske	Univ of Oklahoma	Diff: 5.700	4.700	5.200	5.600	5.300	4.800	
				Exec: 8.450	8.150	8.150	7.950	8.600	8.350	
				ND: _____	_____	_____	_____	_____	_____	
				Final: 14.150	12.850	13.350	13.550	13.900	13.150	80.950
				Place: 6	15T	11T	22	11	9T	8
9	49	Sean Melton	Ohio State	Diff: 5.500	5.400	6.000	5.200	5.700	5.200	
				Exec: 7.650	8.200	7.950	7.950	8.500	7.650	
				ND: _____	_____	_____	-0.100	_____	_____	
				Final: 13.150	13.600	13.950	13.050	14.200	12.850	80.800
				Place: 22	8	6	26	7T	14	9
10	1	Allan Bower	Univ of Oklahoma	Diff: 5.500	6.100	5.400	5.200	5.400	4.700	
				Exec: 7.800	8.250	7.750	9.100	8.800	6.650	
				ND: _____	_____	_____	_____	_____	_____	
				Final: 13.300	14.350	13.150	14.300	14.200	11.350	80.650
				Place: 19T	4	13T	7*	7T	27	10

# 2019 U.S. Championships - Men Day 1

## Meet Results







Aug 8, 2019

Page: 2

Printed: 8/8/2019 9:01:45 PM

Men / SR / Senior

Session: 2M

Rank	Num	Name	Gym							AA
11	48	Adrian De Los Angeles	U.S.O.P.T.C.	Diff: 5.400	5.600	4.500	5.200	5.800	5.400	
				Exec: 8.450	7.900	7.800	8.100	8.550	7.900	
				ND: -0.100			-0.100			
				Final: 13.750	13.500	12.300	13.200	14.350	13.300	80.400
				Place: 10T	9	24	24T	5T	7	11
12	64	Paul Juda	Buffalo Grove	Diff: 5.700	5.100	5.200	5.200	5.100	5.100	
				Exec: 7.600	7.250	7.900	8.700	7.500	8.500	
				ND:						
				Final: 13.300	12.350	13.100	13.900	12.600	13.600	78.850
				Place: 19T	20	15T	18	23	3	12
13	61	Michael Fletcher	Univ of Illinois	Diff: 5.400	4.900	4.600	5.200	5.200	4.900	
				Exec: 8.350	8.450	8.500	9.000	6.150	8.150	
				ND:						
				Final: 13.750	13.350	13.100	14.200	11.350	13.050	78.800
				Place: 10T	11	15T	11*	27	13	13
14	6	Levi Anderson	Univ of Oklahoma	Diff: 5.300	5.000	4.900	5.600	5.100	5.600	
				Exec: 7.200	7.600	8.000	8.450	8.150	7.850	
				ND:						
				Final: 12.500	12.600	12.900	14.050	13.250	13.450	78.750
				Place: 25	18	20	15	14T	5	14
15	7	Alec Yoder	Ohio State	Diff: 4.900	5.800	5.300	5.200	5.500	5.200	
				Exec: 7.450	7.050	7.300	9.150	8.650	7.050	
				ND:						
				Final: 12.350	12.850	12.600	14.350	14.150	12.250	78.550
				Place: 26	15T	21	4*	9	20	15
16	37	Gage Dyer	Univ of Oklahoma	Diff: 6.000	4.300	4.400	5.200	5.000	5.200	
				Exec: 8.250	6.450	7.950	9.000	8.250	7.950	
				ND:						
				Final: 14.250	10.750	12.350	14.200	13.250	13.150	77.950
				Place: 4T	28	22*	11*	14T	9T	16
17	59	Jacob Moore	Univ of Michigan	Diff: 5.600	5.400	4.400	4.800	4.700	4.600	
				Exec: 8.450	7.750	7.950	8.850	7.800	7.750	
				ND: -0.300						
				Final: 13.750	13.150	12.350	13.650	12.500	12.350	77.750
				Place: 10T	13T	22*	21	24	19	17
18	17	Stewart Brown	Univ of Iowa	Diff: 5.100	3.200	4.100	5.200	4.300	3.700	
				Exec: 8.500	8.600	8.850	9.150	8.600	8.400	
				ND:						
				Final: 13.600	11.800	12.950	14.350	12.900	12.100	77.700
				Place: 13T	25	19	4*	19T	22	18
19	11	Kiwan Watts	Arizona State	Diff: 5.400	4.900	4.900	5.200	5.600	5.100	
				Exec: 7.750	7.100	8.200	9.200	7.450	7.100	
				ND: -0.300						
				Final: 12.850	12.000	13.100	14.400	13.050	12.200	77.600
				Place: 24	23	15T	2*	16T	21	19
20	36	Kanji Oyama	U.S.O.P.T.C.	Diff: 6.000	5.500	5.300	5.200	5.800	5.000	
				Exec: 7.800	5.900	7.850	8.000	7.750	7.050	
				ND:						
				Final: 13.800	11.400	13.150	13.200	13.550	12.050	77.150
				Place: 9	26	13T	24T	12	23	20

# 2019 U.S. Championships - Men Day 1

## Meet Results







Aug 8, 2019

Page: 3

Printed: 8/8/2019 9:01:45 PM

Men / SR / Senior

Session: 2M

Rank	Num	Name	Gym							AA
21	60	Evan Davis	Univ of Iowa	Diff: 5.400	5.100	4.100	4.800	4.800	4.600	
				Exec: 7.500	8.050	8.900	8.150	8.250	7.000	
				ND: _____	_____	_____	-0.100	_____	_____	
				Final: 12.900	13.150	13.000	12.850	13.050	11.600	76.550
				Place: 23	13T	18	28	16T	26	21
22	8	Timothy Wang	U.S.O.P.T.C.	Diff: 5.700	5.300	5.500	5.200	5.400	5.300	
				Exec: 7.800	3.800	8.050	9.200	6.550	7.800	
				ND: -0.100	_____	_____	_____	_____	_____	
				Final: 13.400	9.100	13.550	14.400	11.950	13.100	75.500
				Place: 18	29	9	2*	26	12	22
23T	87	Justin Ah Chow	Ohio State	Diff: 4.700	4.200	4.700	4.800	4.800	4.500	
				Exec: 7.450	7.650	6.550	9.000	8.150	8.000	
				ND: _____	_____	_____	-0.100	_____	_____	
				Final: 12.150	11.850	11.250	13.700	12.950	12.500	74.400
				Place: 29	24	26	20	18	17*	23T
23T	16	Brennan Pantazis	Penn State	Diff: 5.500	4.100	4.500	5.200	4.800	4.200	
				Exec: 7.950	8.000	7.550	7.800	7.300	7.500	
				ND: _____	_____	_____	_____	_____	_____	
				Final: 13.450	12.100	12.050	13.000	12.100	11.700	74.400
				Place: 17	22	25	27	25	25	23T
25	76	Bennet Huang	Univ of Iowa	Diff: 5.600	5.400	4.400	4.800	5.100	4.500	
				Exec: 7.800	5.950	5.250	9.200	7.600	8.000	
				ND: -0.100	_____	_____	_____	_____	_____	
				Final: 13.300	11.350	9.650	14.000	12.700	12.500	73.500
				Place: 19T	27	27	16T	22	17*	25
26	18	Mitchell Mandozzi	Univ of Iowa	Diff: 4.700	3.900	0.000	4.800	4.500	4.700	
				Exec: 7.600	8.250	0.000	9.300	8.400	6.050	
				ND: _____	_____	_____	_____	_____	_____	
				Final: 12.300	12.150	0.000	14.100	12.900	10.750	62.200
				Place: 27T	21	28*	14	19T	28	26
27	30	Alex Diab	Univ of Illinois	Diff: 5.700	_____	5.800	5.200	_____	5.100	
				Exec: 7.900	_____	8.800	8.950	_____	7.650	
				ND: -0.100	_____	_____	_____	_____	_____	
				Final: 13.500	_____	14.600	14.150	_____	12.750	55.000
				Place: 15T	30*	1	13	28*	15	27
28	3	Donothan Bailey	U.S.O.P.T.C.	Diff: 5.500	6.100	_____	_____	5.900	5.800	
				Exec: 8.000	7.950	_____	_____	7.500	7.350	
				ND: _____	_____	_____	_____	_____	_____	
				Final: 13.500	14.050	_____	_____	13.400	13.150	54.100
				Place: 15T	5	28*	29*	13	9T	28
29	13	Eddie Penev	U.S.O.P.T.C.	Diff: 5.800	_____	_____	5.200	_____	_____	
				Exec: 6.600	_____	_____	9.100	_____	_____	
				ND: -0.100	_____	_____	_____	_____	_____	
				Final: 12.300	_____	_____	14.300	_____	_____	26.600
				Place: 27T	30*	28*	7*	28*	29*	29
30	5	Stephen Nedoroscik	Penn State	Diff: _____	6.200	_____	_____	_____	_____	
				Exec: _____	8.750	_____	_____	_____	_____	
				ND: _____	_____	_____	_____	_____	_____	
				Final: _____	14.950	_____	_____	_____	_____	14.950
				Place: 30*	1	28*	29*	28*	29*	30

# 2019 U.S. Championships - Men Day 1

## Meet Results







Aug 8, 2019

Page: 4

Printed: 8/8/2019 9:01:45 PM

Men / SR / Senior

Session: 2M

Rank	Num	Name	Gym							AA
31	15	Michael Paradise	Univ of Illinois	Diff: _____	6.200	_____	_____	_____	_____	
				Exec: _____	8.350	_____	_____	_____	_____	
				ND: _____		_____	_____	_____	_____	
				Final: _____	14.550	_____	_____	_____	_____	14.550
				Place: _____	30*	3	28*	29*	28*	29*
32	46	Michael Wilner	UIC	Diff: _____	_____	6.200	_____	_____	_____	
				Exec: _____	_____	7.500	_____	_____	_____	
				ND: _____	_____	_____	_____	_____	_____	
				Final: _____	_____	13.700	_____	_____	_____	13.700
				Place: _____	30*	30*	8	29*	28*	29*