

2010 Winter Cup Prelims







Meet Results

Feb 4, 2010

Men / SR

Session: 1







Judge's Signatures

Rank	Num	Name	Gym							AA
1	53	Tyler Mizoguchi	Illinois	Diff: 6.300 Exec: 8.550 ND: Final: 14.850 Place: 1T	5.600 7.800	6.000 7.200	6.600 8.000	6.200 8.600	5.100 7.950	83.900 1
2	13	Bryan Del Castillo	Berkeley	Diff: 6.100 Exec: 7.800 ND: -0.300 Final: 13.600 Place: 13	5.300 9.050	5.300 7.500	6.200 9.300	5.700 8.450	5.700 7.400	83.500 2
3	95	Aaron Fortunato	Minnesota	Diff: 5.300 Exec: 8.450 ND: -0.100 Final: 13.650 Place: 12	4.900 7.900	4.100 9.350	5.400 9.400	5.400 8.550	5.500 8.500	82.650 3
4	55	Yoshi Mori	Illinois	Diff: 5.500 Exec: 7.800 ND: -0.300 Final: 13.000 Place: 22	4.600 8.550	5.400 7.900	6.200 9.350	5.300 8.850	5.400 7.950	82.400 4
5	109	Patrick McLaughlin	Temple	Diff: 5.800 Exec: 8.550 ND: Final: 14.350 Place: 3	5.300 7.450	5.000 7.650	6.600 8.900	5.100 6.500	5.300 7.600	79.750 5
6	43	Adrian De Los Angeles	SCATS	Diff: 5.300 Exec: 8.150 ND: Final: 13.450 Place: 16	5.000 8.800	5.000 7.200	5.400 9.300	5.000 8.450	4.300 7.600	79.500 6
7	114	Richard Pariseau	USOTC	Diff: 5.400 Exec: 7.550 ND: Final: 12.950 Place: 23	5.000 8.550	5.000 5.200	6.600 8.500	5.000 8.150	4.700 8.500	78.150 7
8	40	Danny Berardini	Buffalo Grove	Diff: 4.600 Exec: 8.550 ND: Final: 13.150 Place: 20	4.900 6.600	4.500 8.550	5.400 9.350	4.700 7.850	4.800 8.200	78.000 8
9	102	Craig Hernandez	Buffalo Grove	Diff: 5.200 Exec: 8.350 ND: Final: 13.550 Place: 14T	5.800 8.850	4.700 7.550	4.600 9.050	4.900 7.000	3.700 7.500	77.200 9
10	46	Joseph Hodges	Rochester	Diff: 4.900 Exec: 6.850 ND: Final: 11.750 Place: 29	4.600 6.700	4.500 7.900	5.400 8.850	4.900 8.500	4.700 8.700	76.400 10

2010 Winter Cup Prelims

Meet Results







Feb 4, 2010

Rank	Num	Name	Gym							AA
11	64	Jonathan Buese	Iowa	Diff: 5.300	4.800	5.700	5.400	4.900	5.200	
				Exec: 7.700	7.700	7.400	7.350	7.950	7.450	
				ND: -0.300			-0.300			
				Final: 12.700	12.500	13.100	12.450	12.850	12.650	76.250
				Place: 25T	18	8	31	12T	20	11
12T	84	Shaun Antonio	Eagle Ridge	Diff: 5.600	5.600	4.400	6.600	5.200	5.300	
				Exec: 8.300	8.200	6.700	8.100	5.350	6.950	
				ND: -0.500						
				Final: 13.400	13.800	11.100	14.700	10.550	12.250	75.800
				Place: 17	6T	25	16T	30	22	12T
12T	91	Colton Wulf	5280 Gym	Diff: 5.300	4.800	4.100	6.200	4.500	4.800	
				Exec: 7.900	7.350	7.650	8.250	7.300	8.150	
				ND: -0.500						
				Final: 12.700	12.150	11.750	14.450	11.800	12.950	75.800
				Place: 25T	20	23	21T	24	14	12T
14	31	Wasef Burbar	Buffalo Grove	Diff: 4.900	4.500	4.500	5.400	4.400	5.300	
				Exec: 6.900	7.300	7.750	9.000	7.500	7.700	
				ND: -0.100						
				Final: 11.700	11.800	12.250	14.400	11.900	13.000	75.050
				Place: 30	22	15T	23T	22T	12T	14
15	52	Alex Powarzynski	SCATS	Diff: 5.000	4.200	3.900	5.400	4.000	4.500	
				Exec: 8.050	8.350	7.000	9.450	5.500	8.350	
				ND:						
				Final: 13.050	12.550	10.900	14.850	9.500	12.850	73.700
				Place: 21	17	26	13	31	18	15
16	127	Alexander Tighe	Temple	Diff: 4.600	5.100	4.700	4.800	4.700	4.900	
				Exec: 9.150	6.100	7.100	8.150	5.950	7.800	
				ND:						
				Final: 13.750	11.200	11.800	12.950	10.650	12.700	73.050
				Place: 10T	25	22	30	29	19	16
17	85	Allan Malone	Temple	Diff: 5.300	4.300	5.000	5.400	4.300	4.300	
				Exec: 8.050	5.950	6.950	8.800	8.550	6.000	
				ND:						
				Final: 13.350	10.250	11.950	14.200	12.850	10.300	72.900
				Place: 18T	28	20	25T	12T	29	17
18	62	Jacoby Rubin	Buffalo Grove	Diff: 4.600	5.000	3.900	6.200	4.900	4.400	
				Exec: 8.000	6.950	7.950	9.400	3.700	7.100	
				ND:						
				Final: 12.600	11.950	11.850	15.600	8.600	11.500	72.100
				Place: 27	21	21	2	32	27	18
19	112	Craig Padera Jr.	Illinois	Diff: 5.700	5.500	0.000	6.200	5.600	6.100	
				Exec: 7.850	7.350	0.000	8.700	6.500	8.000	
				ND:			-0.400			
				Final: 13.550	12.850	0.000	14.500	12.100	14.100	67.100
				Place: 14T	13	28*	20	19T	1	19
20	38	Harris Coleman	Minnesota	Diff: 5.500	5.800	0.000	5.400	4.300	4.900	
				Exec: 7.350	8.050	0.000	8.400	6.800	8.000	
				ND:						
				Final: 12.850	13.850	0.000	13.800	11.100	12.900	64.500
				Place: 24	5	28*	28	28	15T	20

2010 Winter Cup Prelims

Meet Results







Feb 4, 2010

Rank	Num	Name	Gym							AA
21T	81	Andre Berry	Minnesota	Diff: 5.600	5.300	0.000	6.600	5.300	5.200	
				Exec: 6.800	5.200	0.000	8.750	7.150	8.150	
				ND: -0.100						
				Final: 12.300	10.500	0.000	15.350	12.450	13.350	63.950
				Place: 28	26	28*	6*	16	6T	21T
21T	37	Vladislav Klurman	Penn State	Diff: 5.700	5.500	6.000	6.600	5.400	0.000	
				Exec: 5.700	7.600	6.000	8.750	6.700	0.000	
				ND:						
				Final: 11.400	13.100	12.000	15.350	12.100	0.000	63.950
				Place: 31	12	19	6*	19T	30*	21T
23	111	Christopher Mooney	Temple	Diff: 5.500	5.200	5.100	0.000	4.400	4.800	
				Exec: 8.350	7.100	8.200	0.000	7.900	7.400	
				ND: -0.500						
				Final: 13.350	12.300	13.300	0.000	12.300	12.200	63.450
				Place: 18T	19	4T	32*	17	23	23
24	103	Benjamin Ketelsen	Iowa	Diff: 6.000	4.900	0.000	6.200	4.900	4.500	
				Exec: 7.750	5.450	0.000	8.900	6.850	7.900	
				ND:						
				Final: 13.750	10.350	0.000	15.100	11.750	12.400	63.350
				Place: 10T	27	28*	9T	25	21	24
25	131	Chad Wiest	Illinois	Diff: 6.700	0.000	0.000	6.200	5.500	5.000	
				Exec: 8.150	0.000	0.000	9.550	7.950	8.150	
				ND:						
				Final: 14.850	0.000	0.000	15.750	13.450	13.150	57.200
				Place: 1T	30*	28*	1	6T	9	25
26	101	Eric Haeussler	Berkeley	Diff: 5.900	0.000	0.000	6.200	5.800	5.200	
				Exec: 8.050	0.000	0.000	8.800	7.800	7.700	
				ND: -0.100			-0.100			
				Final: 13.850	0.000	0.000	14.900	13.600	12.900	55.250
				Place: 7T	30*	28*	12	5	15T	26
27	133	Tyler Williamson	Illinois	Diff: 6.100	0.000	6.200	6.200	0.000	0.000	
				Exec: 7.900	0.000	7.550	9.000	0.000	0.000	
				ND: -0.200						
				Final: 13.800	0.000	13.750	15.200	0.000	0.000	42.750
				Place: 9	30*	1	8	33*	30*	27
28	32	Randall Heflin	HGA	Diff: 5.700	5.300	0.000	6.600	0.000	0.000	
				Exec: 8.250	8.600	0.000	8.100	0.000	0.000	
				ND:			-0.300			
				Final: 13.950	13.900	0.000	14.400	0.000	0.000	42.250
				Place: 6	4	28*	23T	33*	30*	28
29	90	James Brochero	Colombia*	Diff: 0.000	6.100	5.500	0.000	5.500	0.000	
				Exec: 0.000	8.400	7.650	0.000	7.650	0.000	
				ND:						
				Final: 0.000	14.500	13.150	0.000	13.150	0.000	40.800
				Place: 33*	2	7	32*	9T	30*	29
30	129	Nick Virbitsky	Penn State	Diff: 5.900	0.000	0.000	6.200	0.000	5.200	
				Exec: 8.350	0.000	0.000	8.350	0.000	6.550	
				ND:						
				Final: 14.250	0.000	0.000	14.550	0.000	11.750	40.550
				Place: 4	30*	28*	19	33*	26	30

2010 Winter Cup Prelims

Meet Results

Feb 4, 2010

Rank	Num	Name	Gym							AA
31	72	Scott Bloomfield	Temple	Diff: 0.000	0.000	0.000	6.600	5.300	5.100	
				Exec: 0.000	0.000	0.000	8.800	5.950	8.750	
				ND: .	.	.	-0.400	.	.	
				Final: 0.000	0.000	0.000	15.000	11.250	13.850	40.100
				Place: 33*	30*	28*	11	27	3	31
32	105	Brian Liscovitz	Illinois	Diff: 0.000	4.900	0.000	0.000	5.700	5.600	
				Exec: 0.000	7.800	0.000	0.000	6.450	8.150	
				ND:	
				Final: 0.000	12.700	0.000	0.000	12.150	13.750	38.600
				Place: 33*	16	28*	32*	18	4	32
33	33	Matt Hicks	Colorado Trn Ctr	Diff: 0.000	4.900	4.900	0.000	4.000	0.000	
				Exec: 0.000	8.250	7.250	0.000	7.950	0.000	
				ND:	
				Final: 0.000	13.150	12.150	0.000	11.950	0.000	37.250
				Place: 33*	10T	18	32*	21	30*	33
34	35	Tyler Croteau	Temple	Diff: 5.600	4.800	0.000	0.000	4.600	0.000	
				Exec: 8.250	5.000	0.000	0.000	8.400	0.000	
				ND:	
				Final: 13.850	9.800	0.000	0.000	13.000	0.000	36.650
				Place: 7T	29	28*	32*	11	30*	34
35	97	Joshua Glenn	SCATS	Diff: 0.000	0.000	3.700	0.000	4.800	4.900	
				Exec: 0.000	0.000	7.650	0.000	8.000	7.200	
				ND:	
				Final: 0.000	0.000	11.350	0.000	12.800	12.100	36.250
				Place: 33*	30*	24	32*	14	24	35
36	117	Adam Reichow	Minnesota	Diff: 5.700	0.000	0.000	6.200	0.000	0.000	
				Exec: 8.600	0.000	0.000	8.350	0.000	0.000	
				ND: -0.200	.	.	-0.100	.	.	
				Final: 14.100	0.000	0.000	14.450	0.000	0.000	28.550
				Place: 5	30*	28*	21T	33*	30*	36
37	63	Evan Burke	Temple	Diff: 4.700	0.000	0.000	6.200	0.000	0.000	
				Exec: 5.700	0.000	0.000	8.100	0.000	0.000	
				ND: -0.300	.	.	-0.100	.	.	
				Final: 10.100	0.000	0.000	14.200	0.000	0.000	24.300
				Place: 32	30*	28*	25T	33*	30*	37
38	99	Christopher Graham	HGA	Diff: 0.000	0.000	5.700	0.000	0.000	0.000	
				Exec: 0.000	0.000	7.800	0.000	0.000	0.000	
				ND:	
				Final: 0.000	0.000	13.500	0.000	0.000	0.000	13.500
				Place: 33*	30*	2	32*	33*	30*	38
39	119	Scott Rosenthal	Penn State	Diff: 0.000	0.000	6.200	0.000	0.000	0.000	
				Exec: 0.000	0.000	6.850	0.000	0.000	0.000	
				ND:	
				Final: 0.000	0.000	13.050	0.000	0.000	0.000	13.050
				Place: 33*	30*	9T	32*	33*	30*	39
40	115	Michael Partizpanyan	Glendale YMCA	Diff: 0.000	0.000	6.000	0.000	0.000	0.000	
				Exec: 0.000	0.000	6.450	0.000	0.000	0.000	
				ND:	
				Final: 0.000	0.000	12.450	0.000	0.000	0.000	12.450
				Place: 33*	30*	13	32*	33*	30*	40