

2010 JO NATIONALS AA FINALS

Knoxville Convention Center

Premier Athletics

5/6/2010-5/9/2010

Meet Results

Sanction #: 34915

Level 10**Age(s) 16-18****Session 8**

Rank	Num	Name Gym	Floor	Pommel	Rings	Vault	P Bars	H Bar	AA
1	860	Sam Mikulak SCATS	30.450	28.850	29.750	33.150	29.250	30.000	181.450 1
2	883	Jesse Silverstein* U. S. Gymnastics Dev	31.450	29.100	31.000	32.250	28.600	28.400	180.800 2
3	900	Christopher Turner West Coast	28.950	27.900	29.150	31.550	29.300	27.700	174.550 3
4	837	Wyatt Aycock Orlando Metro	29.100	27.950	27.900	31.150	28.100	27.150	171.350 4
5	701	Colton Wulf 5280	29.750	27.400	27.150	31.350	28.100	27.550	171.300 5
6	793	Trevor Howard Hocking Valley	29.950	26.150	28.350	31.900	28.550	26.100	171.000 6
7	726	Jacoby Rubin Buffalo Grove	27.250	27.850	27.900	32.100	27.950	27.500	170.550 7
8	746	C.J. Schaaf Cypress Academy	28.450	28.350	27.900	30.350	27.650	27.450	170.150 8
9	829	Matt Fellemen NEAG	28.450	27.050	27.950	30.350	27.650	28.600	170.050 9
10	861	Jesse Glenn SCATS	29.000	27.500	28.350	31.000	25.200	28.650	169.700 10
11	788	Cyrus Dobre-Mofid Hanover YMCA	29.250	27.000	26.700	31.450	27.450	27.550	169.400 11
12	727	Wasef Burbar Buffalo Grove	27.650	27.800	26.850	29.200	27.350	30.500	169.350 12
13	749	Josh Ungar Daggetts	27.650	25.450	28.200	31.750	27.850	28.050	168.950 13
14	916	Cameron Rogers Zenith	28.650	26.300	29.400	29.900	27.900	26.350	168.500 14
15	740	Alex Strait Champion Gym Acad	28.300	26.800	28.050	32.400	26.250	26.600	168.400 15
16	896	Eric Schryver WOGA	26.550	29.300	27.100	29.450	28.350	27.550	168.300 16
17	792	Drew Moling Hocking Valley	28.600	26.350	29.150	29.200	27.400	27.350	168.050 17
18	739	Jordan Valdez Champion Gym Acad	27.900	25.400	27.150	30.800	28.650	27.100	167.000 18
18	870	Justin Morinishi St. Louis Gym Centre	29.050	26.400	26.050	31.000	27.250	27.250	167.000 18

2010 JO NATIONALS AA FINALS & IE

Knoxville Convention Center
 Premier Athletics
 10325 YELLOW PINE LANE
 5/6/2010-5/9/2010

Meet Results

Sanction #: 34915


Level 10**Age(s) 16-18****Session 8**

Rank	Num	Name Gym	Floor	Pommel	Rings	Vault	P Bars	H Bar	AA
20	741	Brian Knott Chelsea Piers	28.600	27.250	26.900	29.850	27.200	27.000	166.800 20
21	843	Cale Robinson Premier Athletics	30.050	24.950	25.800	32.300	26.100	27.150	166.350 21
22	851	Joseph Hodges Rochester	27.400	27.500	27.300	28.900	27.550	27.550	166.200 22
23	805	Dylan James JAG	28.700	28.500	25.750	29.350	27.700	25.250	165.250 23
23	724	Danny Berardini Buffalo Grove	27.700	26.750	26.850	29.150	27.950	26.850	165.250 23
25	890	Alexander Barrera* Universal	27.550	27.100	28.550	28.850	26.650	26.300	165.000 25
26	717	Michael Strathern Bartlett	28.100	26.100	26.200	30.800	27.500	26.250	164.950 26
27	734	William Clement Cal Sports	27.400	25.800	26.350	29.950	27.400	27.500	164.400 27
28	794	Andy House* Houston Gym Center	28.000	24.550	26.850	31.550	27.100	26.100	164.150 28
28	745	Raymond White Crenshaw Athletic	27.950	25.600	27.000	31.100	27.100	25.400	164.150 28
30	807	Steffen Beck LaFleur Tampa	26.500	27.150	27.900	30.800	26.650	24.900	163.900 30
31	785	Nicholas Hunter Gymnastics World	27.500	27.100	26.300	29.100	27.400	26.200	163.600 31
32	904	Robert DiRuggeris Will-Moor	29.700	26.100	27.700	31.500	26.100	22.250	163.350 32
33	753	Kyle Banks Diamond Elite	27.350	26.000	25.700	30.950	27.050	25.750	162.800 33
34	716	Jeffrey Treleaven* Bartlett	29.300	22.800	25.150	33.050	25.450	25.400	161.150 34
35	804	Jeffrey Becker International Boys	25.850	23.050	26.000	31.700	26.150	26.900	159.650 35
36	763	Landon Funicello G. C. 2	14.150	12.700	30.300	29.600	27.400	12.450	126.600 36

2010 JO Nationals Finalists

Floor Rankings

Men 16-18

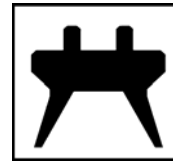


Rank	Num	Name	Gym	Day1	Day2	Combined	Out
1	883	Jesse Silverstein*	U. S. Gymnastics Dev	15.550	15.9	31.450	0.000
2	860	Sam Mikulak	SCATS	14.900	15.55	30.450	1.000
3	843	Cale Robinson	Premier Athletics	14.300	15.75	30.050	1.400
4	793	Trevor Howard	Hocking Valley	14.950	15	29.950	1.500
5	701	Colton Wulf	5280	14.800	14.95	29.750	1.700
6	904	Robert DiRuggeris	Will-Moor	14.950	14.75	29.700	1.750
7	716	Jeffrey Treleaven*	Bartlett	14.450	14.85	29.300	2.150
8	788	Cyrus Dobre-Mofid	Hanover YMCA	14.700	14.55	29.250	2.200
9	706	Hayden Henrioulle*	5280	14.850	14.35	29.200	2.250
10	837	Wyatt Aycock	Orlando Metro	14.550	14.55	29.100	2.350
11	870	Justin Morinishi	St. Louis Gym Centre	14.550	14.5	29.050	2.400
12	861	Jesse Glenn	SCATS	14.500	14.5	29.000	2.450
13	900	Christopher Turner	West Coast	14.350	14.6	28.950	2.500
14	805	Dylan James	JAG	14.250	14.45	28.700	2.750
15	916	Cameron Rogers	Zenith	14.100	14.55	28.650	2.800
16	792	Drew Moling	Hocking Valley	14.550	14.05	28.600	2.850
16	741	Brian Knott	Chelsea Piers	14.700	13.9	28.600	2.850
18	881	Nicoli Bettin	Twin Twist	14.400	14.15	28.550	2.900
19	864	Matt Frey	South Florida	14.700	13.8	28.500	2.950
20	829	Matt Felleman	NEAG	14.200	14.25	28.450	3.000
20	821	Michael Begin	Michigan Academy	14.250	14.2	28.450	3.000
20	746	C.J. Schaaf	Cypress Academy	14.450	14	28.450	3.000
23	754	Daniel Bernal	Diamond Elite	14.350	14	28.350	3.100
24	771	Andrew Teal	Gym & More	14.250	14.05	28.300	3.150
24	740	Alex Strait	Champion Gym Acad	13.450	14.85	28.300	3.150
24	898	Alex Ganz	West Coast	14.200	14.1	28.300	3.150
27	802	Taylor Harrower	Integrity	14.250	13.95	28.200	3.250
27	729	Tanner Dowell	Byers Elk Grove	14.450	13.75	28.200	3.250
29	717	Michael Strathern	Bartlett	14.100	14	28.100	3.350
30	794	Andy House*	Houston Gym Center	14.600	13.4	28.000	3.450
31	745	Raymond White	Crenshaw Athletic	13.750	14.2	27.950	3.500
31	707	Niko Schwab	5280	14.200	13.75	27.950	3.500
33	739	Jordan Valdez	Champion Gym Acad	14.100	13.8	27.900	3.550
34	781	Brian Steffes	Gym World Central	14.550	13.15	27.700	3.750
34	724	Danny Berardini	Buffalo Grove	13.500	14.2	27.700	3.750
36	727	Wasef Burbar	Buffalo Grove	13.350	14.3	27.650	3.800
36	749	Josh Ungar	Daggetts	13.600	14.05	27.650	3.800
38	890	Alexander Barrera*	Universal	14.450	13.1	27.550	3.900
39	785	Nicholas Hunter	Gymnastics World	13.700	13.8	27.500	3.950
40	851	Joseph Hodges	Rochester	13.800	13.6	27.400	4.050
40	734	William Clement	Cal Sports	13.850	13.55	27.400	4.050
40	760	Josh Wilson	Elite Champion Gym	14.450	12.95	27.400	4.050
43	753	Kyle Banks	Diamond Elite	13.350	14	27.350	4.100
44	726	Jacoby Rubin	Buffalo Grove	13.450	13.8	27.250	4.200
45	896	Eric Schryver	WOGA	13.050	13.5	26.550	4.900
46	807	Steffen Beck	LaFleur Tampa	13.200	13.3	26.500	4.950
47	804	Jeffrey Becker	International Boys	14.000	11.85	25.850	5.600

2010 JO Nationals Finalists

Pommel Rankings

Men 16-18

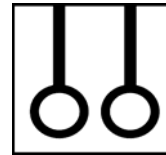


Rank	Num	Name	Gym	Day1	Day2	Combined	Out
1	725	Craig Hernandez	Buffalo Grove	15.000	14.500	29.500	0.000
2	896	Eric Schryver	WOGA	14.850	14.450	29.300	0.200
3	883	Jesse Silverstein*	U. S. Gymnastics Dev	14.400	14.700	29.100	0.400
4	860	Sam Mikulak	SCATS	14.350	14.500	28.850	0.650
5	805	Dylan James	JAG	13.700	14.800	28.500	1.000
6	746	C.J. Schaaf	Cypress Academy	14.450	13.900	28.350	1.150
7	865	Eliot Alvarez	South Miami	14.000	14.200	28.200	1.300
8	728	Alex Harden	Byers Elk Grove	14.050	13.900	27.950	1.550
8	879	Brandan Jones	Top Flight MD	14.350	13.600	27.950	1.550
8	837	Wyatt Aycock	Orlando Metro	14.850	13.100	27.950	1.550
11	900	Christopher Turner	West Coast	13.800	14.100	27.900	1.600
12	726	Jacoby Rubin	Buffalo Grove	13.650	14.200	27.850	1.650
13	727	Wasef Burbar	Buffalo Grove	14.200	13.600	27.800	1.700
14	729	Tanner Dowell	Byers Elk Grove	13.900	13.650	27.550	1.950
15	851	Joseph Hodges	Rochester	13.750	13.750	27.500	2.000
15	861	Jesse Glenn	SCATS	14.350	13.150	27.500	2.000
17	701	Colton Wulf	5280	13.650	13.750	27.400	2.100
17	750	Paul Wood	Daggetts	13.850	13.550	27.400	2.100
19	765	Chad Mason*	GO USA	14.050	13.250	27.300	2.200
19	915	Adrian Evans	Xtreme Altitude	13.950	13.350	27.300	2.200
21	741	Brian Knott	Chelsea Piers	13.550	13.700	27.250	2.250
22	807	Steffen Beck	LaFleur Tampa	13.300	13.850	27.150	2.350
23	890	Alexander Barrera*	Universal	13.550	13.550	27.100	2.400
23	785	Nicholas Hunter	Gymnastics World	14.050	13.050	27.100	2.400
25	829	Matt Felleman	NEAG	13.300	13.750	27.050	2.450
26	788	Cyrus Dobre-Mofid	Hanover YMCA	13.650	13.350	27.000	2.500
27	740	Alex Strait	Champion Gym Acad	13.400	13.400	26.800	2.700
28	724	Danny Berardini	Buffalo Grove	13.400	13.350	26.750	2.750
29	773	Jamali Smith	Gym Force	13.750	12.750	26.500	3.000
29	847	A.J. Schottstaedt	Redwood Empire	14.000	12.500	26.500	3.000
31	870	Justin Morinishi	St. Louis Gym Centre	12.750	13.650	26.400	3.100
32	792	Drew Moling	Hocking Valley	13.850	12.500	26.350	3.150
33	916	Cameron Rogers	Zenith	12.800	13.500	26.300	3.200
34	793	Trevor Howard	Hocking Valley	12.800	13.350	26.150	3.350
35	717	Michael Strathern	Bartlett	13.350	12.750	26.100	3.400
35	904	Robert DiRuggeris	Will-Moor	13.500	12.600	26.100	3.400
37	903	Alex Nork	Will-Moor	14.200	11.850	26.050	3.450
38	753	Kyle Banks	Diamond Elite	12.950	13.050	26.000	3.500
39	734	William Clement	Cal Sports	13.400	12.400	25.800	3.700
40	745	Raymond White	Crenshaw Athletic	13.400	12.200	25.600	3.900
41	749	Josh Ungar	Daggetts	13.450	12.000	25.450	4.050
42	739	Jordan Valdez	Champion Gym Acad	14.050	11.350	25.400	4.100
43	843	Cale Robinson	Premier Athletics	12.300	12.650	24.950	4.550
44	794	Andy House*	Houston Gym Center	12.350	12.200	24.550	4.950
45	863	Andrew Avelino	South Coast	13.900	9.700	23.600	5.900
46	804	Jeffrey Becker	International Boys	11.950	11.100	23.050	6.450
47	716	Jeffrey Treleaven*	Bartlett	12.850	9.950	22.800	6.700

2010 JO Nationals Finalists

Rings Rankings

Men 16-18




Rank	Num	Name	Gym	Day1	Day2	Combined	Out
1	883	Jesse Silverstein*	U. S. Gymnastics Dev	15.500	15.500	31.000	0.000
2	763	Landon Funciello	G. C. 2	14.950	15.350	30.300	0.700
3	860	Sam Mikulak	SCATS	15.050	14.700	29.750	1.250
4	833	Jonathan Spiro	New Hope	14.300	15.200	29.500	1.500
5	916	Cameron Rogers	Zenith	14.650	14.750	29.400	1.600
6	877	Alex Bubnov	Surgent's	14.600	14.750	29.350	1.650
7	900	Christopher Turner	West Coast	14.250	14.900	29.150	1.850
7	792	Drew Moling	Hocking Valley	14.650	14.500	29.150	1.850
9	718	Angelo Bronzino	Bartlett	14.300	14.400	28.700	2.300
10	776	Ubaldo Sanquiz**	Gym Quest	14.650	14.000	28.650	2.350
11	811	Don Arndt	M&M	14.350	14.250	28.600	2.400
12	890	Alexander Barrera*	Universal	14.200	14.350	28.550	2.450
13	719	Michael Farquhar	Bartlett	14.050	14.450	28.500	2.500
14	861	Jesse Glenn	SCATS	14.400	13.950	28.350	2.650
14	793	Trevor Howard	Hocking Valley	14.450	13.900	28.350	2.650
16	856	Jack Metcalf	SALTO	14.250	14.050	28.300	2.700
17	749	Josh Ungar	Daggetts	14.100	14.100	28.200	2.800
17	786	Andrew Margolis	Gymnastics World	14.100	14.100	28.200	2.800
19	738	Zack Chase	Cascade Elite	14.150	14.000	28.150	2.850
20	740	Alex Strait	Champion Gym Acad	13.950	14.100	28.050	2.950
21	844	Riley Kerr*	Premier Athletics	14.150	13.850	28.000	3.000
22	829	Matt Felleman	NEAG	13.900	14.050	27.950	3.050
23	837	Wyatt Aycock	Orlando Metro	13.650	14.250	27.900	3.100
23	726	Jacoby Rubin	Buffalo Grove	13.800	14.100	27.900	3.100
23	746	C.J. Schaaf	Cypress Academy	13.800	14.100	27.900	3.100
23	807	Steffen Beck	LaFleur Tampa	13.900	14.000	27.900	3.100
23	795	Joshua Steves	Houston Gym Center	14.150	13.750	27.900	3.100
28	904	Robert DiRuggeris	Will-Moor	13.350	14.350	27.700	3.300
29	851	Joseph Hodges	Rochester	13.750	13.550	27.300	3.700
30	739	Jordan Valdez	Champion Gym Acad	12.500	14.650	27.150	3.850
30	701	Colton Wulf	5280	13.350	13.800	27.150	3.850
32	896	Eric Schryver	WOGA	13.700	13.400	27.100	3.900
33	745	Raymond White	Crenshaw Athletic	13.150	13.850	27.000	4.000
34	741	Brian Knott	Chelsea Piers	13.800	13.100	26.900	4.100
35	727	Wasef Burbar	Buffalo Grove	13.400	13.450	26.850	4.150
35	724	Danny Berardini	Buffalo Grove	13.400	13.450	26.850	4.150
35	794	Andy House*	Houston Gym Center	13.600	13.250	26.850	4.150
38	788	Cyrus Dobre-Mofid	Hanover YMCA	13.400	13.300	26.700	4.300
39	734	William Clement	Cal Sports	13.650	12.700	26.350	4.650
40	785	Nicholas Hunter	Gymnastics World	13.600	12.700	26.300	4.700
41	717	Michael Strathern	Bartlett	13.450	12.750	26.200	4.800
42	905	Robert Davis*	Wimbledon	14.100	12.000	26.100	4.900
43	870	Justin Morinishi	St. Louis Gym Centre	13.400	12.650	26.050	4.950
44	804	Jeffrey Becker	International Boys	13.250	12.750	26.000	5.000
45	843	Cale Robinson	Premier Athletics	12.950	12.850	25.800	5.200
46	805	Dylan James	JAG	13.150	12.600	25.750	5.250
47	753	Kyle Banks	Diamond Elite	12.700	13.000	25.700	5.300
48	716	Jeffrey Treleaven*	Bartlett	13.550	11.600	25.150	5.850

2010 JO Nationals Finalists

Vault Rankings

Men 16-18



Rank	Num	Name	Gym	Day1	Day2	Combined	Out
1	860	Sam Mikulak	SCATS	16.400	16.750	33.150	0.000
2	716	Jeffrey Treleven*	Bartlett	16.550	16.500	33.050	0.100
3	740	Alex Strait	Champion Gym Acad	16.050	16.350	32.400	0.750
4	843	Cale Robinson	Premier Athletics	16.200	16.100	32.300	0.850
5	883	Jesse Silverstein*	U. S. Gymnastics Dev	16.450	15.800	32.250	0.900
6	738	Zack Chase	Cascade Elite	15.900	16.250	32.150	1.000
7	726	Jacoby Rubin	Buffalo Grove	15.850	16.250	32.100	1.050
8	876	Tristan Duverglas	Surgent's	15.650	16.300	31.950	1.200
9	793	Trevor Howard	Hocking Valley	16.000	15.900	31.900	1.250
10	749	Josh Ungar	Daggetts	15.900	15.850	31.750	1.400
11	804	Jeffrey Becker	International Boys	15.950	15.750	31.700	1.450
12	900	Christopher Turner	West Coast	15.750	15.800	31.550	1.600
12	864	Matt Frey	South Florida	15.750	15.800	31.550	1.600
12	794	Andy House*	Houston Gym Center	15.850	15.700	31.550	1.600
15	904	Robert DiRuggeris	Will-Moor	15.800	15.700	31.500	1.650
16	788	Cyrus Dobre-Mofid	Hanover YMCA	15.650	15.800	31.450	1.700
17	709	Alex Varga	Aerial	15.600	15.800	31.400	1.750
18	802	Taylor Harrower	Integrity	15.650	15.700	31.350	1.800
18	701	Colton Wulf		5280 16.100	15.250	31.350	1.800
20	771	Andrew Teal	Gym & More	15.500	15.700	31.200	1.950
21	837	Wyatt Aycock	Orlando Metro	15.500	15.650	31.150	2.000
21	868	Sean Johnston*	St. Charles Academy	15.650	15.500	31.150	2.000
23	745	Raymond White	Crenshaw Athletic	15.450	15.650	31.100	2.050
24	861	Jesse Glenn	SCATS	15.450	15.550	31.000	2.150
24	870	Justin Morinishi	St. Louis Gym Centre	15.900	15.100	31.000	2.150
26	753	Kyle Banks	Diamond Elite	15.350	15.600	30.950	2.200
27	791	Andrew Miguel	High Sierra	15.600	15.250	30.850	2.300
28	739	Jordan Valdez	Champion Gym Acad	15.100	15.700	30.800	2.350
28	717	Michael Strathern	Bartlett	15.100	15.700	30.800	2.350
28	807	Steffen Beck	LaFleur Tampa	15.850	14.950	30.800	2.350
31	869	Sean Bauer	St. Louis Gym Centre	15.300	15.350	30.650	2.500
32	708	Kevin Fraser	Acrotex Cedar Park	15.350	15.100	30.450	2.700
33	829	Matt Felleman	NEAG	15.000	15.350	30.350	2.800
33	746	C.J. Schaaf	Cypress Academy	15.200	15.150	30.350	2.800
35	719	Michael Farquhar	Bartlett	15.400	14.800	30.200	2.950
36	734	William Clement	Cal Sports	14.650	15.300	29.950	3.200
37	916	Cameron Rogers	Zenith	15.200	14.700	29.900	3.250
38	741	Brian Knott	Chelsea Piers	14.750	15.100	29.850	3.300
39	912	Devon Slaughter	World Xtreme	15.300	14.450	29.750	3.400
40	763	Landon Funicciello	G. C. 2	14.500	15.100	29.600	3.550
41	896	Eric Schryver	WOGA	14.650	14.800	29.450	3.700
42	805	Dylan James	JAG	14.900	14.450	29.350	3.800
43	792	Drew Moling	Hocking Valley	14.800	14.400	29.200	3.950
43	727	Wasef Burbar	Buffalo Grove	14.500	14.700	29.200	3.950
45	724	Danny Berardini	Buffalo Grove	14.500	14.650	29.150	4.000
46	785	Nicholas Hunter	Gymnastics World	14.400	14.700	29.100	4.050
47	851	Joseph Hodges	Rochester	14.550	14.350	28.900	4.250
48	890	Alexander Barrera*	Universal	14.450	14.400	28.850	4.300

2010 JO Nationals Finalists

P Bars Rankings

Men 16-18

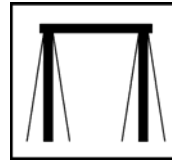


Rank	Num	Name	Gym	Day1	Day2	Combined	Out
1	900	Christopher Turner	West Coast	14.600	14.700	29.300	0.000
2	860	Sam Mikulak	SCATS	14.250	15.000	29.250	0.050
3	739	Jordan Valdez	Champion Gym Acad	14.550	14.100	28.650	0.650
4	883	Jesse Silverstein*	U. S. Gymnastics Dev	13.600	15.000	28.600	0.700
5	793	Trevor Howard	Hocking Valley	14.200	14.350	28.550	0.750
6	896	Eric Schryver	WOGA	13.850	14.500	28.350	0.950
7	715	Mark Panhorst	Bartlett	14.150	14.100	28.250	1.050
7	898	Alex Ganz	West Coast	14.150	14.100	28.250	1.050
9	701	Colton Wulf	5280	14.050	14.050	28.100	1.200
9	837	Wyatt Aycock	Orlando Metro	13.850	14.250	28.100	1.200
11	820	Spencer Smith	Metropolitan	14.200	13.800	28.000	1.300
12	726	Jacoby Rubin	Buffalo Grove	13.750	14.200	27.950	1.350
12	724	Danny Berardini	Buffalo Grove	14.000	13.950	27.950	1.350
14	916	Cameron Rogers	Zenith	13.300	14.600	27.900	1.400
14	828	Connor Stillwell	Mission Valley Y	13.700	14.200	27.900	1.400
16	749	Josh Ungar	Daggetts	13.800	14.050	27.850	1.450
17	903	Alex Nork	Will-Moor	13.800	14.000	27.800	1.500
18	765	Chad Mason*	GO USA	13.800	13.950	27.750	1.550
19	805	Dylan James	JAG	13.800	13.900	27.700	1.600
19	866	Christopher Junghans	Sportsplex	13.700	14.000	27.700	1.600
21	829	Matt Felleman	NEAG	13.950	13.700	27.650	1.650
21	746	C.J. Schaaf	Cypress Academy	13.950	13.700	27.650	1.650
23	876	Tristan Duverglas	Surgent's	13.900	13.700	27.600	1.700
23	844	Riley Kerr*	Premier Athletics	13.800	13.800	27.600	1.700
25	851	Joseph Hodges	Rochester	13.900	13.650	27.550	1.750
26	717	Michael Strathern	Bartlett	13.450	14.050	27.500	1.800
26	795	Joshua Steves	Houston Gym Center	13.950	13.550	27.500	1.800
28	788	Cyrus Dobre-Mofid	Hanover YMCA	13.550	13.900	27.450	1.850
29	734	William Clement	Cal Sports	13.350	14.050	27.400	1.900
29	763	Landon Funciello	G. C. 2	13.500	13.900	27.400	1.900
29	792	Drew Moling	Hocking Valley	13.250	14.150	27.400	1.900
29	785	Nicholas Hunter	Gymnastics World	13.600	13.800	27.400	1.900
33	727	Wasef Burbar	Buffalo Grove	13.250	14.100	27.350	1.950
34	870	Justin Morinishi	St. Louis Gym Centre	13.700	13.550	27.250	2.050
35	741	Brian Knott	Chelsea Piers	13.350	13.850	27.200	2.100
36	794	Andy House*	Houston Gym Center	13.600	13.500	27.100	2.200
36	745	Raymond White	Crenshaw Athletic	13.800	13.300	27.100	2.200
38	753	Kyle Banks	Diamond Elite	14.050	13.000	27.050	2.250
38	704	Troup Wood*	5280	13.800	13.250	27.050	2.250
40	807	Steffen Beck	LaFleur Tampa	13.350	13.300	26.650	2.650
40	890	Alexander Barrera*	Universal	12.850	13.800	26.650	2.650
42	873	Garrett DeSantis	Surgent's	13.750	12.650	26.400	2.900
43	740	Alex Strait	Champion Gym Acad	12.700	13.550	26.250	3.050
44	804	Jeffrey Becker	International Boys	13.100	13.050	26.150	3.150
45	843	Cale Robinson	Premier Athletics	12.600	13.500	26.100	3.200
45	904	Robert DiRuggeris	Will-Moor	13.000	13.100	26.100	3.200
47	716	Jeffrey Treleaven*	Bartlett	12.200	13.250	25.450	3.850
48	861	Jesse Glenn	SCATS	11.900	13.300	25.200	4.100

2010 JO Nationals Finalists

H Bar Rankings

Men 16-18



Rank	Num	Name	Gym	Day1	Day2	Combined	Out
1	727	Wasef Burbar	Buffalo Grove	15.400	15.100	30.500	0.000
2	860	Sam Mikulak	SCATS	14.900	15.100	30.000	0.500
3	861	Jesse Glenn	SCATS	14.450	14.200	28.650	1.850
4	829	Matt Felleman	NEAG	14.600	14.000	28.600	1.900
5	883	Jesse Silverstein*	U. S. Gymnastics Dev	14.300	14.100	28.400	2.100
6	796	Lance Alberhasky*	IA Gym Nest	14.050	14.250	28.300	2.200
6	858	Joshua Glenn	SCATS	14.200	14.100	28.300	2.200
8	749	Josh Ungar	Daggetts	14.050	14.000	28.050	2.450
9	900	Christopher Turner	West Coast	13.250	14.450	27.700	2.800
10	788	Cyrus Dobre-Mofid	Hanover YMCA	13.900	13.650	27.550	2.950
10	701	Colton Wulf	5280	13.600	13.950	27.550	2.950
10	851	Joseph Hodges	Rochester	13.700	13.850	27.550	2.950
10	896	Eric Schryver	WOGA	13.850	13.700	27.550	2.950
14	726	Jacoby Rubin	Buffalo Grove	13.100	14.400	27.500	3.000
14	722	Michah Christensen	Black Hills	13.500	14.000	27.500	3.000
14	734	William Clement	Cal Sports	13.600	13.900	27.500	3.000
17	746	C.J. Schaaf	Cypress Academy	13.600	13.850	27.450	3.050
18	792	Drew Moling	Hocking Valley	13.450	13.900	27.350	3.150
19	870	Justin Morinishi	St. Louis Gym Centre	13.750	13.500	27.250	3.250
19	820	Spencer Smith	Metropolitan	13.950	13.300	27.250	3.250
21	837	Wyatt Aycock	Orlando Metro	13.500	13.650	27.150	3.350
21	843	Cale Robinson	Premier Athletics	13.850	13.300	27.150	3.350
23	739	Jordan Valdez	Champion Gym Acad	13.300	13.800	27.100	3.400
24	741	Brian Knott	Chelsea Piers	13.350	13.650	27.000	3.500
25	804	Jeffrey Becker	International Boys	13.650	13.250	26.900	3.600
26	724	Danny Berardini	Buffalo Grove	13.650	13.200	26.850	3.650
27	789	Max Wertz	Hanover YMCA	13.550	13.150	26.700	3.800
28	740	Alex Strait	Champion Gym Acad	12.800	13.800	26.600	3.900
29	916	Cameron Rogers	Zenith	13.350	13.000	26.350	4.150
30	890	Alexander Barrera*	Universal	13.350	12.950	26.300	4.200
31	717	Michael Strathern	Bartlett	12.450	13.800	26.250	4.250
32	785	Nicholas Hunter	Gymnastics World	13.150	13.050	26.200	4.300
32	760	Josh Wilson	Elite Champion Gym	13.900	12.300	26.200	4.300
34	793	Trevor Howard	Hocking Valley	13.100	13.000	26.100	4.400
34	794	Andy House*	Houston Gym Center	13.400	12.700	26.100	4.400
36	753	Kyle Banks	Diamond Elite	13.450	12.300	25.750	4.750
37	824	Richard De Palma	Mills USA	13.650	11.900	25.550	4.950
38	745	Raymond White	Crenshaw Athletic	12.650	12.750	25.400	5.100
38	716	Jeffrey Treleaven*	Bartlett	12.950	12.450	25.400	5.100
40	805	Dylan James	JAG	12.850	12.400	25.250	5.250
41	839	Mike Bittner	Parkettes	13.550	11.650	25.200	5.300
41	866	Christopher Junghans	Sportsplex	13.500	11.700	25.200	5.300
43	807	Steffen Beck	LaFleur Tampa	12.700	12.200	24.900	5.600
44	705	Jeremy Cahill	5280	13.450	11.100	24.550	5.950
45	706	Hayden Henrioulle*	5280	13.650	10.200	23.850	6.650
46	904	Robert DiRuggeris	Will-Moor	11.350	10.900	22.250	8.250