

**2010 JO NATIONALS AA FINALS**

Knoxville Convention Center

Premier Athletics

5/6/2010-5/9/2010

**Meet Results**

Sanction #: 34915

**Level 10****Age(s) 14-15****Session 7**


| Rank | Num | Name<br>Gym                          | Floor  | Pommel | Rings  | Vault  | P Bars | H Bar  | AA            |
|------|-----|--------------------------------------|--------|--------|--------|--------|--------|--------|---------------|
| 1    | 586 | Jake Martin<br>Orlando Metro         | 29.400 | 28.800 | 29.100 | 32.450 | 28.050 | 29.800 | 177.600<br>1  |
| 2    | 587 | Sean Melton<br>Orlando Metro         | 30.400 | 28.750 | 28.750 | 31.400 | 29.150 | 28.250 | 176.700<br>2  |
| 3    | 573 | Stacey Ervin<br>Mills USA            | 29.800 | 27.150 | 28.850 | 32.550 | 28.650 | 26.850 | 173.850<br>3  |
| 4    | 613 | Adrian De Los Angeles<br>SCATS       | 28.450 | 28.950 | 27.100 | 31.900 | 28.800 | 28.150 | 173.350<br>4  |
| 5    | 515 | Jonathan Deaton<br>Daggetts          | 28.900 | 27.550 | 27.100 | 31.600 | 28.000 | 27.650 | 170.800<br>5  |
| 6    | 638 | Maximilian Mayr<br>Universal         | 27.300 | 27.500 | 29.850 | 30.400 | 29.450 | 25.650 | 170.150<br>6  |
| 7    | 625 | Dmitri Belanovski**<br>Swiss Turners | 28.250 | 28.700 | 27.900 | 29.900 | 28.300 | 26.750 | 169.800<br>7  |
| 8    | 637 | Donnell Whittenburg<br>Ultimate      | 27.950 | 27.700 | 28.100 | 31.600 | 27.050 | 27.200 | 169.600<br>8  |
| 9    | 546 | Rodolfo Bonilla**<br>Gym ETC         | 27.050 | 26.750 | 28.850 | 30.000 | 29.100 | 27.650 | 169.400<br>9  |
| 10   | 463 | Jacob Dastrup<br>Arete               | 29.650 | 28.850 | 26.000 | 30.100 | 28.600 | 26.100 | 169.300<br>10 |
| 11   | 619 | Timothy Wang<br>South Coast          | 28.600 | 27.000 | 26.000 | 30.550 | 28.900 | 27.400 | 168.450<br>11 |
| 12   | 581 | Nick Spiro<br>New Hope               | 26.950 | 27.350 | 29.150 | 32.150 | 25.300 | 26.900 | 167.800<br>12 |
| 13   | 563 | Alex Johnson<br>Integrity            | 28.550 | 26.300 | 27.300 | 30.000 | 27.150 | 27.950 | 167.250<br>13 |
| 14   | 481 | Daniel Lucas<br>Branch               | 26.900 | 23.450 | 29.400 | 32.450 | 27.950 | 26.700 | 166.850<br>14 |
| 15   | 614 | Kanji Oyama<br>SCATS                 | 28.250 | 26.250 | 27.050 | 30.050 | 27.700 | 27.100 | 166.400<br>15 |
| 16   | 593 | Jack Boyle<br>Premier Academy West   | 28.050 | 27.700 | 26.650 | 29.500 | 27.600 | 26.600 | 166.100<br>16 |
| 17   | 472 | Kevin Wolting<br>Azarian Gymnastics  | 29.450 | 24.350 | 27.000 | 31.000 | 27.100 | 26.900 | 165.800<br>17 |
| 18   | 640 | Alec Robin<br>Victory                | 29.050 | 27.650 | 26.350 | 29.550 | 26.600 | 26.450 | 165.650<br>18 |
| 18   | 514 | Danny DiBenedetto<br>Daggetts        | 27.600 | 26.550 | 27.300 | 29.400 | 27.350 | 27.450 | 165.650<br>18 |

| Rank | Num | Name<br>Gym                          | Floor  | Pommel | Rings  | Vault  | P Bars | H Bar  | AA            |
|------|-----|--------------------------------------|--------|--------|--------|--------|--------|--------|---------------|
| 20   | 618 | Ryan Patterson**<br>San Mateo        | 29.150 | 26.500 | 25.550 | 30.000 | 27.600 | 26.300 | 165.100<br>20 |
| 21   | 612 | Alex Powarzynski<br>SCATS            | 28.500 | 26.100 | 24.800 | 31.850 | 27.350 | 26.150 | 164.750<br>21 |
| 22   | 554 | Joshua Yee<br>HITS                   | 27.050 | 24.950 | 26.850 | 29.650 | 28.000 | 28.150 | 164.650<br>22 |
| 23   | 551 | Grant Perdue<br>Gymmasters           | 29.900 | 23.850 | 25.850 | 30.150 | 27.100 | 27.550 | 164.400<br>23 |
| 24   | 645 | Travis Gollott<br>West Coast         | 29.250 | 26.800 | 23.500 | 29.600 | 28.250 | 26.250 | 163.650<br>24 |
| 25   | 484 | Delvecchio Orozco<br>Buffalo Grove   | 28.450 | 27.450 | 25.150 | 29.450 | 26.750 | 26.300 | 163.550<br>25 |
| 26   | 601 | Kevin Baker<br>Queen City            | 26.400 | 24.750 | 27.150 | 31.500 | 26.900 | 26.600 | 163.300<br>26 |
| 27   | 490 | Jordan Gotro<br>Byers Elk Grove      | 28.450 | 25.800 | 26.200 | 28.950 | 27.350 | 25.950 | 162.700<br>27 |
| 28   | 561 | Brandon Beckhardt<br>Hot Shots       | 28.500 | 26.300 | 24.900 | 30.650 | 26.550 | 25.750 | 162.650<br>28 |
| 29   | 634 | David Frankl<br>U. S. Gymnastics Dev | 27.800 | 25.850 | 26.600 | 26.800 | 27.550 | 27.200 | 161.800<br>29 |
| 30   | 600 | Jesse Himmelsbach<br>Queen City      | 27.250 | 25.800 | 25.350 | 29.600 | 27.050 | 26.700 | 161.750<br>30 |
| 31   | 591 | Joe Peters<br>Parkettes              | 27.100 | 26.450 | 26.700 | 27.650 | 26.900 | 26.100 | 160.900<br>31 |
| 32   | 548 | Samuel Chamberlain<br>Gym TC of Ohio | 28.000 | 25.050 | 25.150 | 29.600 | 27.450 | 24.350 | 159.600<br>32 |
| 33   | 499 | Jacob Hill-Seaton<br>Cahoys          | 24.650 | 25.600 | 25.900 | 30.250 | 26.050 | 26.950 | 159.400<br>33 |
| 34   | 531 | Antonio Castro<br>FGTC               | 27.900 | 25.800 | 25.600 | 28.300 | 24.600 | 27.100 | 159.300<br>34 |
| 35   | 558 | Andrew Rickly<br>Hocking Valley      | 27.050 | 24.650 | 25.300 | 27.000 | 25.200 | 28.350 | 157.550<br>35 |
| 36   | 605 | Adam Dean<br>Roch                    | 26.700 | 25.350 | 24.400 | 28.950 | 25.750 | 24.200 | 155.350<br>36 |

# 2010 JO Nationals Finalists

## Floor Rankings

### Men 14-15

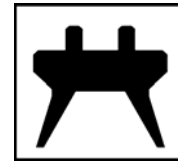


| Rank | Num | Name                  | Gym                  | Day1   | Day2   | Combined      | Out   |
|------|-----|-----------------------|----------------------|--------|--------|---------------|-------|
| 1    | 587 | Sean Melton           | Orlando Metro        | 15.300 | 15.100 | <b>30.400</b> | 0.000 |
| 2    | 551 | Grant Perdue          | Gymmasters           | 15.200 | 14.700 | <b>29.900</b> | 0.500 |
| 3    | 573 | Stacey Ervin          | Mills USA            | 15.450 | 14.350 | <b>29.800</b> | 0.600 |
| 4    | 463 | Jacob Dastrup         | Arete                | 14.900 | 14.750 | <b>29.650</b> | 0.750 |
| 5    | 472 | Kevin Wolting         | Azarian Gymnastics   | 14.800 | 14.650 | <b>29.450</b> | 0.950 |
| 6    | 586 | Jake Martin           | Orlando Metro        | 14.950 | 14.450 | <b>29.400</b> | 1.000 |
| 7    | 645 | Travis Gollott        | West Coast           | 14.500 | 14.750 | <b>29.250</b> | 1.150 |
| 8    | 618 | Ryan Patterson**      | San Mateo            | 15.000 | 14.150 | <b>29.150</b> | 1.250 |
| 9    | 640 | Alec Robin            | Victory              | 14.750 | 14.300 | <b>29.050</b> | 1.350 |
| 10   | 515 | Jonathan Deaton       | Daggetts             | 14.000 | 14.900 | <b>28.900</b> | 1.500 |
| 10   | 556 | Chandler Eggleston    | High Point           | 14.550 | 14.350 | <b>28.900</b> | 1.500 |
| 12   | 619 | Timothy Wang          | South Coast          | 14.150 | 14.450 | <b>28.600</b> | 1.800 |
| 13   | 563 | Alex Johnson          | Integrity            | 14.200 | 14.350 | <b>28.550</b> | 1.850 |
| 13   | 574 | Akash Modi            | Monmouth             | 14.600 | 13.950 | <b>28.550</b> | 1.850 |
| 15   | 561 | Brandon Beckhardt     | Hot Shots            | 14.600 | 13.900 | <b>28.500</b> | 1.900 |
| 15   | 612 | Alex Powarzynski      | SCATS                | 14.400 | 14.100 | <b>28.500</b> | 1.900 |
| 17   | 484 | Delvecchio Orozco     | Buffalo Grove        | 14.150 | 14.300 | <b>28.450</b> | 1.950 |
| 17   | 490 | Jordan Gotro          | Byers Elk Grove      | 14.400 | 14.050 | <b>28.450</b> | 1.950 |
| 17   | 613 | Adrian De Los Angeles | SCATS                | 14.500 | 13.950 | <b>28.450</b> | 1.950 |
| 20   | 480 | Jesse Sutton          | Black Hills          | 14.400 | 13.950 | <b>28.350</b> | 2.050 |
| 21   | 470 | Kevin Tran            | Azarian Gymnastics   | 14.400 | 13.900 | <b>28.300</b> | 2.100 |
| 22   | 625 | Dmitri Belanovski**   | Swiss Turners        | 13.900 | 14.350 | <b>28.250</b> | 2.150 |
| 22   | 614 | Kanji Oyama           | SCATS                | 14.000 | 14.250 | <b>28.250</b> | 2.150 |
| 22   | 539 | Aaron Lewis           | Golden Bear          | 14.350 | 13.900 | <b>28.250</b> | 2.150 |
| 25   | 593 | Jack Boyle            | Premier Academy West | 14.150 | 13.900 | <b>28.050</b> | 2.350 |
| 26   | 548 | Samuel Chamberlain    | Gym TC of Ohio       | 14.300 | 13.700 | <b>28.000</b> | 2.400 |
| 27   | 637 | Donnell Whittenburg   | Ultimate             | 14.350 | 13.600 | <b>27.950</b> | 2.450 |
| 28   | 531 | Antonio Castro        | FGTC                 | 14.350 | 13.550 | <b>27.900</b> | 2.500 |
| 28   | 462 | Aaron Meland          | Apex                 | 14.500 | 13.400 | <b>27.900</b> | 2.500 |
| 30   | 538 | Kevin Ko              | Golden Bear          | 14.500 | 13.300 | <b>27.800</b> | 2.600 |
| 30   | 634 | David Frankl          | U. S. Gymnastics Dev | 13.850 | 13.950 | <b>27.800</b> | 2.600 |
| 30   | 504 | Lee Grogan            | Champions AR         | 14.350 | 13.450 | <b>27.800</b> | 2.600 |
| 33   | 584 | Andrew McCabe         | Oak Park             | 14.200 | 13.550 | <b>27.750</b> | 2.650 |
| 34   | 514 | Danny DiBenedetto     | Daggetts             | 14.150 | 13.450 | <b>27.600</b> | 2.800 |
| 35   | 638 | Maximilian Mayr       | Universal            | 14.400 | 12.900 | <b>27.300</b> | 3.100 |
| 36   | 600 | Jesse Himmelsbach     | Queen City           | 13.550 | 13.700 | <b>27.250</b> | 3.150 |
| 37   | 591 | Joe Peters            | Parkettes            | 13.650 | 13.450 | <b>27.100</b> | 3.300 |
| 38   | 546 | Rodolfo Bonilla**     | Gym ETC              | 14.300 | 12.750 | <b>27.050</b> | 3.350 |
| 38   | 554 | Joshua Yee            | HITS                 | 13.550 | 13.500 | <b>27.050</b> | 3.350 |
| 38   | 558 | Andrew Rickly         | Hocking Valley       | 14.100 | 12.950 | <b>27.050</b> | 3.350 |
| 38   | 552 | Aaron Brooks          | Gymnastics Oklahoma  | 14.950 | 12.100 | <b>27.050</b> | 3.350 |
| 42   | 581 | Nick Spiro            | New Hope             | 14.050 | 12.900 | <b>26.950</b> | 3.450 |
| 43   | 481 | Daniel Lucas          | Branch               | 13.400 | 13.500 | <b>26.900</b> | 3.500 |
| 44   | 555 | Ari McEwing           | High Performance     | 14.300 | 12.450 | <b>26.750</b> | 3.650 |
| 45   | 605 | Adam Dean             | Roch                 | 13.600 | 13.100 | <b>26.700</b> | 3.700 |
| 46   | 601 | Kevin Baker           | Queen City           | 13.100 | 13.300 | <b>26.400</b> | 4.000 |
| 47   | 642 | Taylor Seaton         | WOGA                 | 14.350 | 11.350 | <b>25.700</b> | 4.700 |
| 48   | 499 | Jacob Hill-Seaton     | Cahoyo               | 12.700 | 11.950 | <b>24.650</b> | 5.750 |

# 2010 JO Nationals Finalists

## Pommel Rankings

### Men 14-15

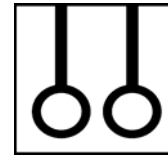


| Rank | Num | Name                  | Gym                  | Day1   | Day2   | Combined      | Out   |
|------|-----|-----------------------|----------------------|--------|--------|---------------|-------|
| 1    | 613 | Adrian De Los Angeles | SCATS                | 14.300 | 14.650 | <b>28.950</b> | 0.000 |
| 2    | 463 | Jacob Dastrup         | Arete                | 14.550 | 14.300 | <b>28.850</b> | 0.100 |
| 3    | 586 | Jake Martin           | Orlando Metro        | 14.400 | 14.400 | <b>28.800</b> | 0.150 |
| 4    | 587 | Sean Melton           | Orlando Metro        | 14.600 | 14.150 | <b>28.750</b> | 0.200 |
| 5    | 625 | Dmitri Belanovski**   | Swiss Turners        | 14.650 | 14.050 | <b>28.700</b> | 0.250 |
| 6    | 593 | Jack Boyle            | Premier Academy West | 13.950 | 13.750 | <b>27.700</b> | 1.250 |
| 6    | 637 | Donnell Whittenburg   | Ultimate             | 14.250 | 13.450 | <b>27.700</b> | 1.250 |
| 8    | 640 | Alec Robin            | Victory              | 14.100 | 13.550 | <b>27.650</b> | 1.300 |
| 9    | 515 | Jonathan Deaton       | Daggetts             | 14.050 | 13.500 | <b>27.550</b> | 1.400 |
| 10   | 456 | Mitchell Soukup       | Alamo Gym Center     | 13.900 | 13.600 | <b>27.500</b> | 1.450 |
| 10   | 638 | Maximilian Mayr       | Universal            | 13.650 | 13.850 | <b>27.500</b> | 1.450 |
| 12   | 484 | Delvecchio Orozco     | Buffalo Grove        | 13.750 | 13.700 | <b>27.450</b> | 1.500 |
| 13   | 532 | Demetrius Brown       | Fairland             | 13.850 | 13.550 | <b>27.400</b> | 1.550 |
| 14   | 581 | Nick Spiro            | New Hope             | 13.350 | 14.000 | <b>27.350</b> | 1.600 |
| 15   | 573 | Stacey Ervin          | Mills USA            | 13.600 | 13.550 | <b>27.150</b> | 1.800 |
| 16   | 574 | Akash Modi            | Monmouth             | 13.950 | 13.100 | <b>27.050</b> | 1.900 |
| 17   | 619 | Timothy Wang          | South Coast          | 12.700 | 14.300 | <b>27.000</b> | 1.950 |
| 18   | 616 | Travis Cameron        | San Mateo            | 13.500 | 13.350 | <b>26.850</b> | 2.100 |
| 18   | 530 | Zachary Wendland      | Emerald City         | 13.400 | 13.450 | <b>26.850</b> | 2.100 |
| 20   | 645 | Travis Gollott        | West Coast           | 13.500 | 13.300 | <b>26.800</b> | 2.150 |
| 21   | 546 | Rodolfo Bonilla**     | Gym ETC              | 13.450 | 13.300 | <b>26.750</b> | 2.200 |
| 22   | 471 | Adam Young            | Azarian Gymnastics   | 13.550 | 13.150 | <b>26.700</b> | 2.250 |
| 23   | 514 | Danny DiBenedetto     | Daggetts             | 13.400 | 13.150 | <b>26.550</b> | 2.400 |
| 24   | 618 | Ryan Patterson**      | San Mateo            | 13.650 | 12.850 | <b>26.500</b> | 2.450 |
| 25   | 591 | Joe Peters            | Parkettes            | 13.750 | 12.700 | <b>26.450</b> | 2.500 |
| 25   | 595 | Chase Cannon          | Premier Athletics    | 13.500 | 12.950 | <b>26.450</b> | 2.500 |
| 27   | 563 | Alex Johnson          | Integrity            | 13.650 | 12.650 | <b>26.300</b> | 2.650 |
| 27   | 561 | Brandon Beckhardt     | Hot Shots            | 13.150 | 13.150 | <b>26.300</b> | 2.650 |
| 29   | 614 | Kanji Oyama           | SCATS                | 13.300 | 12.950 | <b>26.250</b> | 2.700 |
| 30   | 612 | Alex Powarzynski      | SCATS                | 12.700 | 13.400 | <b>26.100</b> | 2.850 |
| 31   | 592 | Nathaniel Ramil       | Peninsula            | 13.800 | 12.250 | <b>26.050</b> | 2.900 |
| 31   | 538 | Kevin Ko              | Golden Bear          | 13.600 | 12.450 | <b>26.050</b> | 2.900 |
| 33   | 634 | David Frankl          | U. S. Gymnastics Dev | 13.650 | 12.200 | <b>25.850</b> | 3.100 |
| 34   | 600 | Jesse Himmelsbach     | Queen City           | 14.300 | 11.500 | <b>25.800</b> | 3.150 |
| 34   | 490 | Jordan Gotro          | Byers Elk Grove      | 13.250 | 12.550 | <b>25.800</b> | 3.150 |
| 34   | 531 | Antonio Castro        | FGTC                 | 13.450 | 12.350 | <b>25.800</b> | 3.150 |
| 37   | 609 | Zachary Owen          | Roswell              | 13.450 | 12.300 | <b>25.750</b> | 3.200 |
| 38   | 499 | Jacob Hill-Seaton     | Cahoys               | 13.800 | 11.800 | <b>25.600</b> | 3.350 |
| 39   | 479 | Logan Melander        | Black Hills          | 13.650 | 11.900 | <b>25.550</b> | 3.400 |
| 40   | 605 | Adam Dean             | Roch                 | 13.200 | 12.150 | <b>25.350</b> | 3.600 |
| 41   | 548 | Samuel Chamberlain    | Gym TC of Ohio       | 13.200 | 11.850 | <b>25.050</b> | 3.900 |
| 42   | 554 | Joshua Yee            | HITS                 | 12.000 | 12.950 | <b>24.950</b> | 4.000 |
| 43   | 601 | Kevin Baker           | Queen City           | 13.300 | 11.450 | <b>24.750</b> | 4.200 |
| 44   | 558 | Andrew Rickly         | Hocking Valley       | 11.800 | 12.850 | <b>24.650</b> | 4.300 |
| 45   | 582 | Coleman Tokar         | North Shore          | 13.600 | 10.850 | <b>24.450</b> | 4.500 |
| 46   | 472 | Kevin Wolting         | Azarian Gymnastics   | 13.100 | 11.250 | <b>24.350</b> | 4.600 |
| 47   | 551 | Grant Perdue          | Gymmasters           | 11.900 | 11.950 | <b>23.850</b> | 5.100 |
| 48   | 481 | Daniel Lucas          | Branch               | 11.750 | 11.700 | <b>23.450</b> | 5.500 |

# 2010 JO Nationals Finalists

## Rings Rankings

Men 16-18




| Rank | Num | Name               | Gym                  | Day1   | Day2   | Combined | Out   |
|------|-----|--------------------|----------------------|--------|--------|----------|-------|
| 1    | 883 | Jesse Silverstein* | U. S. Gymnastics Dev | 15.500 | 15.500 | 31.000   | 0.000 |
| 2    | 763 | Landon Funciello   | G. C. 2              | 14.950 | 15.350 | 30.300   | 0.700 |
| 3    | 860 | Sam Mikulak        | SCATS                | 15.050 | 14.700 | 29.750   | 1.250 |
| 4    | 833 | Jonathan Spiro     | New Hope             | 14.300 | 15.200 | 29.500   | 1.500 |
| 5    | 916 | Cameron Rogers     | Zenith               | 14.650 | 14.750 | 29.400   | 1.600 |
| 6    | 877 | Alex Bubnov        | Surgent's            | 14.600 | 14.750 | 29.350   | 1.650 |
| 7    | 900 | Christopher Turner | West Coast           | 14.250 | 14.900 | 29.150   | 1.850 |
| 7    | 792 | Drew Moling        | Hocking Valley       | 14.650 | 14.500 | 29.150   | 1.850 |
| 9    | 718 | Angelo Bronzino    | Bartlett             | 14.300 | 14.400 | 28.700   | 2.300 |
| 10   | 776 | Ubaldo Sanquiz**   | Gym Quest            | 14.650 | 14.000 | 28.650   | 2.350 |
| 11   | 811 | Don Arndt          | M&M                  | 14.350 | 14.250 | 28.600   | 2.400 |
| 12   | 890 | Alexander Barrera* | Universal            | 14.200 | 14.350 | 28.550   | 2.450 |
| 13   | 719 | Michael Farquhar   | Bartlett             | 14.050 | 14.450 | 28.500   | 2.500 |
| 14   | 861 | Jesse Glenn        | SCATS                | 14.400 | 13.950 | 28.350   | 2.650 |
| 14   | 793 | Trevor Howard      | Hocking Valley       | 14.450 | 13.900 | 28.350   | 2.650 |
| 16   | 856 | Jack Metcalf       | SALTO                | 14.250 | 14.050 | 28.300   | 2.700 |
| 17   | 749 | Josh Ungar         | Daggetts             | 14.100 | 14.100 | 28.200   | 2.800 |
| 17   | 786 | Andrew Margolis    | Gymnastics World     | 14.100 | 14.100 | 28.200   | 2.800 |
| 19   | 738 | Zack Chase         | Cascade Elite        | 14.150 | 14.000 | 28.150   | 2.850 |
| 20   | 740 | Alex Strait        | Champion Gym Acad    | 13.950 | 14.100 | 28.050   | 2.950 |
| 21   | 844 | Riley Kerr*        | Premier Athletics    | 14.150 | 13.850 | 28.000   | 3.000 |
| 22   | 829 | Matt Felleman      | NEAG                 | 13.900 | 14.050 | 27.950   | 3.050 |
| 23   | 837 | Wyatt Aycock       | Orlando Metro        | 13.650 | 14.250 | 27.900   | 3.100 |
| 23   | 726 | Jacoby Rubin       | Buffalo Grove        | 13.800 | 14.100 | 27.900   | 3.100 |
| 23   | 746 | C.J. Schaaf        | Cypress Academy      | 13.800 | 14.100 | 27.900   | 3.100 |
| 23   | 807 | Steffen Beck       | LaFleur Tampa        | 13.900 | 14.000 | 27.900   | 3.100 |
| 23   | 795 | Joshua Steves      | Houston Gym Center   | 14.150 | 13.750 | 27.900   | 3.100 |
| 28   | 904 | Robert DiRuggeris  | Will-Moor            | 13.350 | 14.350 | 27.700   | 3.300 |
| 29   | 851 | Joseph Hodges      | Rochester            | 13.750 | 13.550 | 27.300   | 3.700 |
| 30   | 739 | Jordan Valdez      | Champion Gym Acad    | 12.500 | 14.650 | 27.150   | 3.850 |
| 30   | 701 | Colton Wulf        | 5280                 | 13.350 | 13.800 | 27.150   | 3.850 |
| 32   | 896 | Eric Schryver      | WOGA                 | 13.700 | 13.400 | 27.100   | 3.900 |
| 33   | 745 | Raymond White      | Crenshaw Athletic    | 13.150 | 13.850 | 27.000   | 4.000 |
| 34   | 741 | Brian Knott        | Chelsea Piers        | 13.800 | 13.100 | 26.900   | 4.100 |
| 35   | 727 | Wasef Burbar       | Buffalo Grove        | 13.400 | 13.450 | 26.850   | 4.150 |
| 35   | 724 | Danny Berardini    | Buffalo Grove        | 13.400 | 13.450 | 26.850   | 4.150 |
| 35   | 794 | Andy House*        | Houston Gym Center   | 13.600 | 13.250 | 26.850   | 4.150 |
| 38   | 788 | Cyrus Dobre-Mofid  | Hanover YMCA         | 13.400 | 13.300 | 26.700   | 4.300 |
| 39   | 734 | William Clement    | Cal Sports           | 13.650 | 12.700 | 26.350   | 4.650 |
| 40   | 785 | Nicholas Hunter    | Gymnastics World     | 13.600 | 12.700 | 26.300   | 4.700 |
| 41   | 717 | Michael Strathern  | Bartlett             | 13.450 | 12.750 | 26.200   | 4.800 |
| 42   | 905 | Robert Davis*      | Wimbledon            | 14.100 | 12.000 | 26.100   | 4.900 |
| 43   | 870 | Justin Morinishi   | St. Louis Gym Centre | 13.400 | 12.650 | 26.050   | 4.950 |
| 44   | 804 | Jeffrey Becker     | International Boys   | 13.250 | 12.750 | 26.000   | 5.000 |
| 45   | 843 | Cale Robinson      | Premier Athletics    | 12.950 | 12.850 | 25.800   | 5.200 |
| 46   | 805 | Dylan James        | JAG                  | 13.150 | 12.600 | 25.750   | 5.250 |
| 47   | 753 | Kyle Banks         | Diamond Elite        | 12.700 | 13.000 | 25.700   | 5.300 |
| 48   | 716 | Jeffrey Treleaven* | Bartlett             | 13.550 | 11.600 | 25.150   | 5.850 |

# 2010 JO Nationals Finalists

## Vault Rankings

### Men 14-15



| Rank | Num | Name                  | Gym                  | Day1   | Day2   | Combined      | Out   |
|------|-----|-----------------------|----------------------|--------|--------|---------------|-------|
| 1    | 573 | Stacey Ervin          | Mills USA            | 16.350 | 16.200 | <b>32.550</b> | 0.000 |
| 2    | 586 | Jake Martin           | Orlando Metro        | 16.250 | 16.200 | <b>32.450</b> | 0.100 |
| 2    | 481 | Daniel Lucas          | Branch               | 16.450 | 16.000 | <b>32.450</b> | 0.100 |
| 4    | 581 | Nick Spiro            | New Hope             | 16.050 | 16.100 | <b>32.150</b> | 0.400 |
| 5    | 613 | Adrian De Los Angeles | SCATS                | 16.150 | 15.750 | <b>31.900</b> | 0.650 |
| 6    | 612 | Alex Powarzynski      | SCATS                | 16.050 | 15.800 | <b>31.850</b> | 0.700 |
| 7    | 515 | Jonathan Deaton       | Daggetts             | 15.850 | 15.750 | <b>31.600</b> | 0.950 |
| 7    | 637 | Donnell Whittenburg   | Ultimate             | 16.300 | 15.300 | <b>31.600</b> | 0.950 |
| 9    | 556 | Chandler Eggleston    | High Point           | 15.700 | 15.850 | <b>31.550</b> | 1.000 |
| 10   | 601 | Kevin Baker           | Queen City           | 16.050 | 15.450 | <b>31.500</b> | 1.050 |
| 11   | 587 | Sean Melton           | Orlando Metro        | 15.850 | 15.550 | <b>31.400</b> | 1.150 |
| 12   | 472 | Kevin Wolting         | Azarian Gymnastics   | 15.400 | 15.600 | <b>31.000</b> | 1.550 |
| 12   | 501 | Daniel Button         | Capital Gymnastics   | 16.050 | 14.950 | <b>31.000</b> | 1.550 |
| 14   | 651 | Fred Hartville        | World Xtreme         | 15.600 | 15.250 | <b>30.850</b> | 1.700 |
| 15   | 462 | Aaron Meland          | Apex                 | 15.350 | 15.400 | <b>30.750</b> | 1.800 |
| 15   | 458 | Joseph Boyle          | All-American NJ      | 15.450 | 15.300 | <b>30.750</b> | 1.800 |
| 17   | 561 | Brandon Beckhardt     | Hot Shots            | 15.250 | 15.400 | <b>30.650</b> | 1.900 |
| 18   | 619 | Timothy Wang          | South Coast          | 16.100 | 14.450 | <b>30.550</b> | 2.000 |
| 19   | 516 | Devin Clarke          | Daggetts             | 15.300 | 15.200 | <b>30.500</b> | 2.050 |
| 20   | 638 | Maximilian Mayr       | Universal            | 15.500 | 14.900 | <b>30.400</b> | 2.150 |
| 21   | 499 | Jacob Hill-Seaton     | Cahoy                | 15.250 | 15.000 | <b>30.250</b> | 2.300 |
| 22   | 551 | Grant Perdue          | Gymmasters           | 15.850 | 14.300 | <b>30.150</b> | 2.400 |
| 23   | 463 | Jacob Dastrup         | Arete                | 15.050 | 15.050 | <b>30.100</b> | 2.450 |
| 24   | 616 | Travis Cameron        | San Mateo            | 15.500 | 14.550 | <b>30.050</b> | 2.500 |
| 24   | 614 | Kanji Oyama           | SCATS                | 15.200 | 14.850 | <b>30.050</b> | 2.500 |
| 26   | 546 | Rodolfo Bonilla**     | Gym ETC              | 15.050 | 14.950 | <b>30.000</b> | 2.550 |
| 26   | 618 | Ryan Patterson**      | San Mateo            | 15.100 | 14.900 | <b>30.000</b> | 2.550 |
| 26   | 563 | Alex Johnson          | Integrity            | 15.300 | 14.700 | <b>30.000</b> | 2.550 |
| 29   | 635 | Brandon Valdes        | U. S. Gymnastics Dev | 15.300 | 14.650 | <b>29.950</b> | 2.600 |
| 29   | 642 | Taylor Seaton         | WOGA                 | 15.200 | 14.750 | <b>29.950</b> | 2.600 |
| 31   | 625 | Dmitri Belanovski**   | Swiss Turners        | 15.050 | 14.850 | <b>29.900</b> | 2.650 |
| 31   | 564 | Denis Aurelius        | Integrity            | 15.700 | 14.200 | <b>29.900</b> | 2.650 |
| 33   | 504 | Lee Grogan            | Champions AR         | 15.200 | 14.550 | <b>29.750</b> | 2.800 |
| 34   | 554 | Joshua Yee            | HITS                 | 15.200 | 14.450 | <b>29.650</b> | 2.900 |
| 35   | 600 | Jesse Himmelsbach     | Queen City           | 15.000 | 14.600 | <b>29.600</b> | 2.950 |
| 35   | 645 | Travis Gollott        | West Coast           | 15.050 | 14.550 | <b>29.600</b> | 2.950 |
| 35   | 548 | Samuel Chamberlain    | Gym TC of Ohio       | 15.400 | 14.200 | <b>29.600</b> | 2.950 |
| 38   | 640 | Alec Robin            | Victory              | 15.150 | 14.400 | <b>29.550</b> | 3.000 |
| 39   | 593 | Jack Boyle            | Premier Academy West | 14.850 | 14.650 | <b>29.500</b> | 3.050 |
| 39   | 521 | Will Tajingwa         | Diamond Elite        | 15.200 | 14.300 | <b>29.500</b> | 3.050 |
| 41   | 484 | Delvecchio Orozco     | Buffalo Grove        | 15.200 | 14.250 | <b>29.450</b> | 3.100 |
| 42   | 514 | Danny DiBenedetto     | Daggetts             | 15.300 | 14.100 | <b>29.400</b> | 3.150 |
| 43   | 490 | Jordan Gotro          | Byers Elk Grove      | 14.900 | 14.050 | <b>28.950</b> | 3.600 |
| 43   | 605 | Adam Dean             | Roch                 | 15.100 | 13.850 | <b>28.950</b> | 3.600 |
| 45   | 531 | Antonio Castro        | FGTC                 | 14.550 | 13.750 | <b>28.300</b> | 4.250 |
| 46   | 591 | Joe Peters            | Parkettes            | 13.750 | 13.900 | <b>27.650</b> | 4.900 |
| 47   | 558 | Andrew Rickly         | Hocking Valley       | 14.450 | 12.550 | <b>27.000</b> | 5.550 |
| 48   | 634 | David Frankl          | U. S. Gymnastics Dev | 13.450 | 13.350 | <b>26.800</b> | 5.750 |

# 2010 JO Nationals Finalists

## P Bars Rankings

### Men 14-15

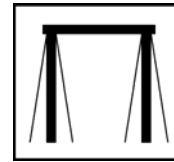


| Rank | Num | Name                   | Gym                  | Day1   | Day2   | Combined      | Out   |
|------|-----|------------------------|----------------------|--------|--------|---------------|-------|
| 1    | 638 | Maximilian Mayr        | Universal            | 14.950 | 14.500 | <b>29.450</b> | 0.000 |
| 2    | 587 | Sean Melton            | Orlando Metro        | 14.800 | 14.350 | <b>29.150</b> | 0.300 |
| 3    | 546 | Rodolfo Bonilla**      | Gym ETC              | 14.850 | 14.250 | <b>29.100</b> | 0.350 |
| 4    | 619 | Timothy Wang           | South Coast          | 14.500 | 14.400 | <b>28.900</b> | 0.550 |
| 5    | 613 | Adrian De Los Angeles  | SCATS                | 14.600 | 14.200 | <b>28.800</b> | 0.650 |
| 6    | 573 | Stacey Ervin           | Mills USA            | 14.200 | 14.450 | <b>28.650</b> | 0.800 |
| 7    | 463 | Jacob Dastrup          | Arete                | 14.500 | 14.100 | <b>28.600</b> | 0.850 |
| 8    | 590 | Jordan Declerk         | Palmer's             | 14.700 | 13.850 | <b>28.550</b> | 0.900 |
| 9    | 625 | Dmitri Belanovski**    | Swiss Turners        | 14.700 | 13.600 | <b>28.300</b> | 1.150 |
| 10   | 645 | Travis Gollott         | West Coast           | 14.100 | 14.150 | <b>28.250</b> | 1.200 |
| 11   | 586 | Jake Martin            | Orlando Metro        | 14.200 | 13.850 | <b>28.050</b> | 1.400 |
| 12   | 515 | Jonathan Deaton        | Daggetts             | 14.000 | 14.000 | <b>28.000</b> | 1.450 |
| 12   | 554 | Joshua Yee             | HITS                 | 14.150 | 13.850 | <b>28.000</b> | 1.450 |
| 14   | 481 | Daniel Lucas           | Branch               | 14.050 | 13.900 | <b>27.950</b> | 1.500 |
| 15   | 524 | Johann Handszer        | Eagles Wings Ath     | 13.850 | 13.900 | <b>27.750</b> | 1.700 |
| 16   | 502 | Christopher Coombs     | Champion             | 13.800 | 13.900 | <b>27.700</b> | 1.750 |
| 16   | 614 | Kanji Oyama            | SCATS                | 13.600 | 14.100 | <b>27.700</b> | 1.750 |
| 18   | 540 | Jonathan Liu           | Golden Bear          | 14.100 | 13.550 | <b>27.650</b> | 1.800 |
| 19   | 618 | Ryan Patterson**       | San Mateo            | 13.800 | 13.800 | <b>27.600</b> | 1.850 |
| 19   | 593 | Jack Boyle             | Premier Academy West | 14.100 | 13.500 | <b>27.600</b> | 1.850 |
| 21   | 634 | David Frankl           | U. S. Gymnastics Dev | 14.150 | 13.400 | <b>27.550</b> | 1.900 |
| 22   | 603 | Yordan Aleksandrov**   | Redwood Empire       | 13.750 | 13.750 | <b>27.500</b> | 1.950 |
| 22   | 486 | Eric Lofstrom          | Buffalo Grove        | 14.100 | 13.400 | <b>27.500</b> | 1.950 |
| 24   | 548 | Samuel Chamberlain     | Gym TC of Ohio       | 13.950 | 13.500 | <b>27.450</b> | 2.000 |
| 25   | 489 | George Bryant          | Byers Elk Grove      | 13.750 | 13.650 | <b>27.400</b> | 2.050 |
| 26   | 490 | Jordan Gotro           | Byers Elk Grove      | 13.650 | 13.700 | <b>27.350</b> | 2.100 |
| 26   | 612 | Alex Powarzynski       | SCATS                | 14.000 | 13.350 | <b>27.350</b> | 2.100 |
| 26   | 514 | Danny DiBenedetto      | Daggetts             | 14.100 | 13.250 | <b>27.350</b> | 2.100 |
| 29   | 507 | Andrew Potts           | Columbia             | 13.850 | 13.350 | <b>27.200</b> | 2.250 |
| 30   | 563 | Alex Johnson           | Integrity            | 13.600 | 13.550 | <b>27.150</b> | 2.300 |
| 31   | 551 | Grant Perdue           | Gymmasters           | 13.200 | 13.900 | <b>27.100</b> | 2.350 |
| 31   | 472 | Kevin Wolting          | Azarian Gymnastics   | 13.450 | 13.650 | <b>27.100</b> | 2.350 |
| 33   | 600 | Jesse Himmelsbach      | Queen City           | 13.800 | 13.250 | <b>27.050</b> | 2.400 |
| 33   | 637 | Donnell Whittenburg    | Ultimate             | 13.850 | 13.200 | <b>27.050</b> | 2.400 |
| 35   | 626 | Paul Montague          | Swiss Turners        | 14.100 | 12.900 | <b>27.000</b> | 2.450 |
| 36   | 601 | Kevin Baker            | Queen City           | 13.000 | 13.900 | <b>26.900</b> | 2.550 |
| 36   | 631 | Kyle Zemeir            | Top Flight MD        | 13.800 | 13.100 | <b>26.900</b> | 2.550 |
| 36   | 591 | Joe Peters             | Parkettes            | 14.150 | 12.750 | <b>26.900</b> | 2.550 |
| 39   | 519 | Christopher Stephenson | DeVeau's School      | 13.850 | 13.000 | <b>26.850</b> | 2.600 |
| 40   | 484 | Delvecchio Orozco      | Buffalo Grove        | 13.850 | 12.900 | <b>26.750</b> | 2.700 |
| 41   | 640 | Alec Robin             | Victory              | 13.150 | 13.450 | <b>26.600</b> | 2.850 |
| 42   | 561 | Brandon Beckhardt      | Hot Shots            | 13.450 | 13.100 | <b>26.550</b> | 2.900 |
| 43   | 499 | Jacob Hill-Seaton      | Cahoys               | 13.700 | 12.350 | <b>26.050</b> | 3.400 |
| 44   | 605 | Adam Dean              | Roch                 | 13.750 | 12.000 | <b>25.750</b> | 3.700 |
| 45   | 581 | Nick Spiro             | New Hope             | 11.900 | 13.400 | <b>25.300</b> | 4.150 |
| 46   | 558 | Andrew Rickly          | Hocking Valley       | 13.550 | 11.650 | <b>25.200</b> | 4.250 |
| 47   | 609 | Zachary Owen           | Roswell              | 13.900 | 10.950 | <b>24.850</b> | 4.600 |
| 48   | 531 | Antonio Castro         | FGTC                 | 13.650 | 10.950 | <b>24.600</b> | 4.850 |

# 2010 JO Nationals Finalists

## H Bar Rankings

### Men 14-15



| Rank | Num | Name                  | Gym                  | Day1   | Day2   | Combined      | Out   |
|------|-----|-----------------------|----------------------|--------|--------|---------------|-------|
| 1    | 586 | Jake Martin           | Orlando Metro        | 15.350 | 14.450 | <b>29.800</b> | 0.000 |
| 2    | 538 | Kevin Ko              | Golden Bear          | 14.700 | 13.650 | <b>28.350</b> | 1.450 |
| 2    | 558 | Andrew Rickly         | Hocking Valley       | 14.600 | 13.750 | <b>28.350</b> | 1.450 |
| 4    | 587 | Sean Melton           | Orlando Metro        | 14.400 | 13.850 | <b>28.250</b> | 1.550 |
| 5    | 554 | Joshua Yee            | HITS                 | 14.200 | 13.950 | <b>28.150</b> | 1.650 |
| 5    | 613 | Adrian De Los Angeles | SCATS                | 14.250 | 13.900 | <b>28.150</b> | 1.650 |
| 7    | 563 | Alex Johnson          | Integrity            | 14.400 | 13.550 | <b>27.950</b> | 1.850 |
| 8    | 515 | Jonathan Deaton       | Daggetts             | 14.300 | 13.350 | <b>27.650</b> | 2.150 |
| 8    | 546 | Rodolfo Bonilla**     | Gym ETC              | 15.000 | 12.650 | <b>27.650</b> | 2.150 |
| 10   | 551 | Grant Perdue          | Gymmasters           | 14.050 | 13.500 | <b>27.550</b> | 2.250 |
| 11   | 514 | Danny DiBenedetto     | Daggetts             | 14.250 | 13.200 | <b>27.450</b> | 2.350 |
| 12   | 619 | Timothy Wang          | South Coast          | 14.050 | 13.350 | <b>27.400</b> | 2.400 |
| 13   | 634 | David Frankl          | U. S. Gymnastics Dev | 13.800 | 13.400 | <b>27.200</b> | 2.600 |
| 13   | 637 | Donnell Whittenburg   | Ultimate             | 14.050 | 13.150 | <b>27.200</b> | 2.600 |
| 15   | 614 | Kanji Oyama           | SCATS                | 13.700 | 13.400 | <b>27.100</b> | 2.700 |
| 15   | 531 | Antonio Castro        | FGTC                 | 14.000 | 13.100 | <b>27.100</b> | 2.700 |
| 17   | 501 | Daniel Button         | Capital Gymnastics   | 13.850 | 13.100 | <b>26.950</b> | 2.850 |
| 17   | 499 | Jacob Hill-Seaton     | Cahoys               | 14.000 | 12.950 | <b>26.950</b> | 2.850 |
| 19   | 581 | Nick Spiro            | New Hope             | 13.600 | 13.300 | <b>26.900</b> | 2.900 |
| 19   | 472 | Kevin Wolting         | Azarian Gymnastics   | 13.800 | 13.100 | <b>26.900</b> | 2.900 |
| 21   | 573 | Stacey Ervin          | Mills USA            | 13.450 | 13.400 | <b>26.850</b> | 2.950 |
| 22   | 625 | Dmitri Belanovski**   | Swiss Turners        | 14.300 | 12.450 | <b>26.750</b> | 3.050 |
| 23   | 481 | Daniel Lucas          | Branch               | 13.400 | 13.300 | <b>26.700</b> | 3.100 |
| 23   | 600 | Jesse Himmelsbach     | Queen City           | 14.400 | 12.300 | <b>26.700</b> | 3.100 |
| 25   | 601 | Kevin Baker           | Queen City           | 13.500 | 13.100 | <b>26.600</b> | 3.200 |
| 25   | 593 | Jack Boyle            | Premier Academy West | 13.550 | 13.050 | <b>26.600</b> | 3.200 |
| 25   | 517 | Jamie Corona          | Dardanos             | 13.750 | 12.850 | <b>26.600</b> | 3.200 |
| 28   | 511 | Jacob Davies          | Cypress Academy      | 13.450 | 13.050 | <b>26.500</b> | 3.300 |
| 29   | 620 | Jon Rydzefski         | Sterling             | 13.350 | 13.100 | <b>26.450</b> | 3.350 |
| 29   | 640 | Alec Robin            | Victory              | 13.450 | 13.000 | <b>26.450</b> | 3.350 |
| 31   | 489 | George Bryant         | Byers Elk Grove      | 13.500 | 12.850 | <b>26.350</b> | 3.450 |
| 32   | 484 | Delvecchio Orozco     | Buffalo Grove        | 12.900 | 13.400 | <b>26.300</b> | 3.500 |
| 32   | 618 | Ryan Patterson**      | San Mateo            | 13.450 | 12.850 | <b>26.300</b> | 3.500 |
| 34   | 645 | Travis Gollott        | West Coast           | 13.250 | 13.000 | <b>26.250</b> | 3.550 |
| 35   | 612 | Alex Powarzynski      | SCATS                | 14.200 | 11.950 | <b>26.150</b> | 3.650 |
| 36   | 463 | Jacob Dastrup         | Arete                | 12.950 | 13.150 | <b>26.100</b> | 3.700 |
| 36   | 591 | Joe Peters            | Parkettes            | 13.750 | 12.350 | <b>26.100</b> | 3.700 |
| 36   | 616 | Travis Cameron        | San Mateo            | 13.850 | 12.250 | <b>26.100</b> | 3.700 |
| 39   | 479 | Logan Melander        | Black Hills          | 13.450 | 12.550 | <b>26.000</b> | 3.800 |
| 40   | 490 | Jordan Gotro          | Byers Elk Grove      | 13.250 | 12.700 | <b>25.950</b> | 3.850 |
| 41   | 561 | Brandon Beckhardt     | Hot Shots            | 13.050 | 12.700 | <b>25.750</b> | 4.050 |
| 42   | 638 | Maximilian Mayr       | Universal            | 11.800 | 13.850 | <b>25.650</b> | 4.150 |
| 43   | 574 | Akash Modi            | Monmouth             | 13.350 | 12.250 | <b>25.600</b> | 4.200 |
| 44   | 536 | Capri Sano            | GO USA               | 14.100 | 11.150 | <b>25.250</b> | 4.550 |
| 45   | 609 | Zachary Owen          | Roswell              | 13.800 | 11.150 | <b>24.950</b> | 4.850 |
| 46   | 571 | Christopher Short     | MAC                  | 13.450 | 11.050 | <b>24.500</b> | 5.300 |
| 47   | 548 | Samuel Chamberlain    | Gym TC of Ohio       | 12.950 | 11.400 | <b>24.350</b> | 5.450 |
| 48   | 605 | Adam Dean             | Roch                 | 13.800 | 10.400 | <b>24.200</b> | 5.600 |