

2010 JO NATIONALS AA FINALS

Knoxville Convention Center

Premier Athletics

5/6/2010-5/9/2010

Meet Results

Sanction #: 34915

Level 9**Age(s) AA****Session 9**

Rank	Num	Name Gym	Floor	Pommel	Rings	Vault	P Bars	H Bar	AA
1	101	Yul Moldauer 5280	28.150	28.050	27.200	29.850	27.850	25.000	166.100 1
2	123	Marty Strech Azarian Gymnastics	26.400	26.850	27.850	30.600	26.400	25.500	163.600 2
3	370	Marvin Kimble Swiss Turners	27.650	28.100	27.150	29.100	28.050	23.350	163.400 3
4	176	Colin Van Wicklen Cypress Academy	29.550	22.300	27.100	31.450	26.900	26.050	163.350 4
5	325	David Jessen RISE	27.800	24.800	26.700	28.050	28.450	26.950	162.750 5
6	404	Tristan Burke WOGA	25.850	27.400	27.300	30.750	27.400	23.700	162.400 6
7	182	Hunter Justus Cypress Academy	27.100	25.050	26.950	30.450	27.600	24.200	161.350 7
8	374	Ryan Wangler TAGS South	27.300	26.550	25.100	29.400	26.650	24.900	159.900 8
9	242	Michael Burns Hocking Valley	26.150	26.250	25.150	27.100	27.350	25.450	157.450 9
9	392	Marcos Gatinho Universal	26.350	26.600	26.050	26.100	26.050	26.300	157.450 9
11	401	Yaroslav Pochinka WOGA	26.650	25.800	27.000	28.600	24.900	24.200	157.150 11
12	345	Lukas Texeira SALTO	26.650	24.350	26.000	28.300	26.550	25.150	157.000 12
13	306	Favian Valdez Orlando Metro	27.550	26.700	25.950	26.650	26.750	22.900	156.500 13
14	414	Jack Kramer Zenith	26.750	26.000	25.150	27.300	26.700	24.400	156.300 14
15	394	Jonathan Tang Upper Merion	27.850	23.750	25.650	27.550	26.750	24.600	156.150 15
16	254	Connor Lewis Integrity	27.750	25.550	24.450	27.300	27.550	23.300	155.900 16
17	296	Alex Magsam North Valley	27.600	24.800	23.800	29.700	26.550	23.400	155.850 17
17	324	Noah Beeman Queen City	27.350	26.500	25.350	25.700	26.750	24.200	155.850 17
19	393	Rafael Javellana Universal	27.200	24.050	26.700	27.750	25.750	24.300	155.750 19

2010 JO NATIONALS AA FINALS & IE

Knoxville Convention Center
 Premier Athletics
 10325 YELLOW PINE LANE
 5/6/2010-5/9/2010

Meet Results

Sanction #: 34915


Level 9
Age(s) AA
Session 9

Rank	Num	Name Gym	Floor	Pommel	Rings	Vault	P Bars	H Bar	AA
20	260	Jalon Staggs Jill's Gymnastics	27.950	24.450	22.400	30.250	24.100	26.100	155.250 20
21	109	Bobby Baker Aerial	25.200	24.900	25.450	27.700	26.850	25.000	155.100 21
22	195	Seth Cannon Dynamo	26.800	25.450	24.900	26.200	26.400	25.250	155.000 22
23	311	Phillip Campos Platinum Gymnastics	26.300	24.100	24.500	29.150	26.350	24.200	154.600 23
24	328	Jacob Barrus Ridgewood	26.650	22.900	26.200	30.200	25.200	23.150	154.300 24
24	252	Wongsai Heur Infinite Gym	27.300	25.500	23.700	26.850	27.200	23.750	154.300 24
24	130	David MacDonald Bartlett	25.400	25.150	26.450	26.600	26.800	23.900	154.300 24
27	118	JJ Litster Arete	26.150	24.100	25.050	27.250	26.750	24.750	154.050 27
28	294	Jacob Silvestri New Hope	25.950	24.700	24.250	28.150	26.400	24.300	153.750 28
29	397	Fabian Deluna WOGA	25.100	23.850	26.800	28.100	25.450	24.100	153.400 29
30	396	Uriel Chartrand VSSG	27.350	21.300	25.550	27.250	26.350	25.450	153.250 30
31	316	Alex Diab Premier Downers	26.950	23.900	25.650	27.800	27.300	21.200	152.800 31
32	304	Luke Sturm Orlando Metro	25.950	25.400	24.200	26.800	26.300	23.700	152.350 32
33	189	Anton Stephenson DeVeau's School	26.800	24.350	22.350	26.050	27.800	23.900	151.250 33
34	110	Tanner West Alamo Gym Center	26.150	25.800	24.550	25.150	26.400	22.700	150.750 34
35	200	Ryan Dunning Eagle Ridge	26.100	23.800	25.100	28.350	25.500	21.700	150.550 35
36	146	Drew Burton CTC	26.250	23.050	20.650	29.950	24.800	22.550	147.250 36
37	243	Trevor North Hocking Valley	12.800	25.500	23.650	26.150	26.050	23.200	137.350 37

2010 JO Nationals Finalists

Floor Rankings

Men 12-13

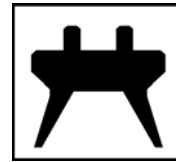


Rank	Num	Name	Gym	Day1	Day2	Combined	Out
1	176	Colin Van Wicklen	Cypress Academy	14.800	14.750	29.550	0.000
2	101	Yul Moldauer	5280	13.900	14.250	28.150	1.400
3	260	Jalon Staggs	Jill's Gymnastics	13.900	14.050	27.950	1.600
4	394	Jonathan Tang	Upper Merion	14.400	13.450	27.850	1.700
5	325	David Jessen	RISE	13.750	14.050	27.800	1.750
6	254	Connor Lewis	Integrity	13.700	14.050	27.750	1.800
7	370	Marvin Kimble	Swiss Turners	13.800	13.850	27.650	1.900
8	214	Emyre Cole	Go For It USA	13.550	14.050	27.600	1.950
8	296	Alex Magsam	North Valley	13.800	13.800	27.600	1.950
10	306	Favian Valdez	Orlando Metro	13.550	14.000	27.550	2.000
11	396	Uriel Chartrand	VSSG	13.650	13.700	27.350	2.200
11	324	Noah Beeman	Queen City	13.700	13.650	27.350	2.200
13	252	Wongsai Heur	Infinite Gym	14.000	13.300	27.300	2.250
13	374	Ryan Wangler	TAGS South	13.850	13.450	27.300	2.250
15	393	Rafael Javellana	Universal	13.550	13.650	27.200	2.350
15	159	Davis Grooms	Champion Gym Acad	13.600	13.600	27.200	2.350
15	315	Bailey Perez	Premier Downers	13.600	13.600	27.200	2.350
18	182	Hunter Justus	Cypress Academy	14.000	13.100	27.100	2.450
19	354	Casey Branin	South Coast	13.550	13.400	26.950	2.600
19	316	Alex Diab	Premier Downers	13.700	13.250	26.950	2.600
21	140	Christian Kalustian	Byers Elk Grove	13.750	13.100	26.850	2.700
22	195	Seth Cannon	Dynamo	13.350	13.450	26.800	2.750
22	189	Anton Stephenson	DeVeau's School	13.700	13.100	26.800	2.750
22	312	Brandon Jacoby	Platinum Gymnastics	13.850	12.950	26.800	2.750
25	414	Jack Kramer	Zenith	13.750	13.000	26.750	2.800
26	162	John Swartout	Champion Gym Acad	13.600	13.100	26.700	2.850
27	401	Yaroslav Pochinka	WOGA	13.250	13.400	26.650	2.900
27	328	Jacob Barrus	Ridgewood	13.500	13.150	26.650	2.900
27	345	Lukas Texeira	SALTO	13.500	13.150	26.650	2.900
30	227	Nathan Goff	Gym World Central	13.500	13.000	26.500	3.050
31	123	Marty Strech	Azarian Gymnastics	12.500	13.900	26.400	3.150
32	392	Marcos Gatinho	Universal	13.150	13.200	26.350	3.200
33	311	Phillip Campos	Platinum Gymnastics	13.150	13.150	26.300	3.250
34	346	Jonah Urlaub	SCATS	13.700	12.550	26.250	3.300
34	146	Drew Burton	CTC	13.900	12.350	26.250	3.300
36	242	Michael Burns	Hocking Valley	13.200	12.950	26.150	3.400
36	110	Tanner West	Alamo Gym Center	13.350	12.800	26.150	3.400
36	118	JJ Litster	Arete	13.600	12.550	26.150	3.400
39	200	Ryan Dunning	Eagle Ridge	13.500	12.600	26.100	3.450
40	304	Luke Sturm	Orlando Metro	13.050	12.900	25.950	3.600
40	294	Jacob Silvestri	New Hope	13.700	12.250	25.950	3.600
42	404	Tristan Burke	WOGA	12.150	13.700	25.850	3.700
43	302	Josh Everitt	Old Pueblo	13.500	12.100	25.600	3.950
44	130	David MacDonald	Bartlett	12.700	12.700	25.400	4.150
45	109	Bobby Baker	Aerial	11.950	13.250	25.200	4.350
46	397	Fabian Deluna	WOGA	12.900	12.200	25.100	4.450

2010 JO Nationals Finalists

Pommel Rankings

Men 12-13

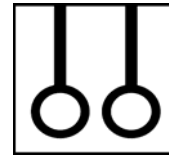


Rank	Num	Name	Gym	Day1	Day2	Combined	Out
1	370	Marvin Kimble	Swiss Turners	14.200	13.900	28.100	0.000
2	101	Yul Moldauer	5280	14.150	13.900	28.050	0.050
3	404	Tristan Burke	WOGA	13.900	13.500	27.400	0.700
4	365	Arinn Wade	Surgent's	13.850	13.350	27.200	0.900
5	230	Jeffrey Frantom	Gymcats	13.700	13.400	27.100	1.000
6	123	Marty Strech	Azarian Gymnastics	13.000	13.850	26.850	1.250
7	306	Favian Valdez	Orlando Metro	13.600	13.100	26.700	1.400
8	392	Marcos Gatinho	Universal	13.450	13.150	26.600	1.500
9	374	Ryan Wangler	TAGS South	13.450	13.100	26.550	1.550
10	324	Noah Beeman	Queen City	13.400	13.100	26.500	1.600
11	240	Zeke Howald	High Sierra	13.350	13.100	26.450	1.650
12	115	Caulder Trader	Apex AllStars	13.050	13.200	26.250	1.850
12	134	Truman Job	Buffalo Grove	13.200	13.050	26.250	1.850
12	242	Michael Burns	Hocking Valley	13.300	12.950	26.250	1.850
15	347	Matthew Fukumoto	SCATS	13.100	12.950	26.050	2.050
16	414	Jack Kramer	Zenith	13.600	12.400	26.000	2.100
17	111	Jared Debner	Alamo Gym Center	13.100	12.800	25.900	2.200
18	110	Tanner West	Alamo Gym Center	13.000	12.800	25.800	2.300
18	401	Yaroslav Pochinka	WOGA	12.700	13.100	25.800	2.300
20	254	Connor Lewis	Integrity	12.900	12.650	25.550	2.550
21	252	Wongsai Heur	Infinite Gym	12.800	12.700	25.500	2.600
21	243	Trevor North	Hocking Valley	13.150	12.350	25.500	2.600
23	195	Seth Cannon	Dynamo	12.550	12.900	25.450	2.650
24	304	Luke Sturm	Orlando Metro	13.100	12.300	25.400	2.700
24	144	Quin Malm	CTC	13.450	11.950	25.400	2.700
26	135	Grant Breckenridge	Buffalo Grove	13.150	12.050	25.200	2.900
26	372	Vitaly Kan	Swiss Turners	13.300	11.900	25.200	2.900
28	130	David MacDonald	Bartlett	12.550	12.600	25.150	2.950
29	182	Hunter Justus	Cypress Academy	13.300	11.750	25.050	3.050
30	109	Bobby Baker	Aerial	13.050	11.850	24.900	3.200
31	325	David Jessen	RISE	11.400	13.400	24.800	3.300
31	296	Alex Magsam	North Valley	12.450	12.350	24.800	3.300
33	108	Michael Graft	Aerial	13.050	11.700	24.750	3.350
34	294	Jacob Silvestri	New Hope	12.200	12.500	24.700	3.400
35	386	Andrew Brower	U. S. Gymnastics Dev	13.150	11.500	24.650	3.450
36	260	Jalon Staggs	Jill's Gymnastics	11.800	12.650	24.450	3.650
37	345	Lukas Teixeira	SALTO	12.500	11.850	24.350	3.750
37	189	Anton Stephenson	DeVeau's School	13.000	11.350	24.350	3.750
39	118	JJ Litster	Arete	11.700	12.400	24.100	4.000
39	311	Phillip Campos	Platinum Gymnastics	11.750	12.350	24.100	4.000
41	393	Rafael Javellana	Universal	11.500	12.550	24.050	4.050
42	316	Alex Diab	Premier Downers	11.500	12.400	23.900	4.200
43	397	Fabian Deluna	WOGA	11.550	12.300	23.850	4.250
44	200	Ryan Dunning	Eagle Ridge	12.000	11.800	23.800	4.300
45	394	Jonathan Tang	Upper Merion	10.800	12.950	23.750	4.350
46	146	Drew Burton	CTC	12.050	11.000	23.050	5.050
47	328	Jacob Barrus	Ridgewood	12.500	10.400	22.900	5.200
48	176	Colin Van Wicklen	Cypress Academy	10.300	12.000	22.300	5.800
49	396	Uriel Chartrand	VSSG	11.200	10.100	21.300	6.800

2010 JO Nationals Finalists

Rings Rankings

Men 12-13




Rank	Num	Name	Gym	Day1	Day2	Combined	Out
1	369	Josiah Eng	Swiss Turners	14.300	14.000	28.300	0.000
2	123	Marty Strech	Azarian Gymnastics	13.850	14.000	27.850	0.450
3	404	Tristan Burke	WOGA	14.050	13.250	27.300	1.000
4	101	Yul Moldauer	5280	13.500	13.700	27.200	1.100
5	370	Marvin Kimble	Swiss Turners	14.550	12.600	27.150	1.150
6	176	Colin Van Wicklen	Cypress Academy	13.300	13.800	27.100	1.200
7	184	Peter Daggett	Daggetts	13.250	13.800	27.050	1.250
8	401	Yaroslav Pochinka	WOGA	13.550	13.450	27.000	1.300
9	182	Hunter Justus	Cypress Academy	13.550	13.400	26.950	1.350
10	397	Fabian Deluna	WOGA	13.450	13.350	26.800	1.500
11	393	Rafael Javellana	Universal	13.500	13.200	26.700	1.600
11	325	David Jessen	RISE	13.500	13.200	26.700	1.600
13	130	David MacDonald	Bartlett	13.450	13.000	26.450	1.850
14	179	Jordan King	Cypress Academy	13.200	13.000	26.200	2.100
14	328	Jacob Barrus	Ridgewood	13.250	12.950	26.200	2.100
16	392	Marcos Gatinho	Universal	13.050	13.000	26.050	2.250
17	120	Bailey Chang	Athletic Horizons	13.100	12.900	26.000	2.300
17	345	Lukas Teixeira	SALTO	13.300	12.700	26.000	2.300
19	306	Favian Valdez	Orlando Metro	13.050	12.900	25.950	2.350
20	394	Jonathan Tang	Upper Merion	12.800	12.850	25.650	2.650
20	159	Davis Grooms	Champion Gym Acad	12.850	12.800	25.650	2.650
20	316	Alex Diab	Premier Downers	13.350	12.300	25.650	2.650
23	197	Austin Lober	Eagle Ridge	12.700	12.900	25.600	2.700
23	309	Colin Coates	Parkettes	12.700	12.900	25.600	2.700
25	396	Uriel Chartrand	VSSG	13.000	12.550	25.550	2.750
26	109	Bobby Baker	Aerial	12.500	12.950	25.450	2.850
27	324	Noah Beeman	Queen City	12.000	13.350	25.350	2.950
28	384	Tristan Duran	U. S. Gymnastics Dev	12.700	12.550	25.250	3.050
29	242	Michael Burns	Hocking Valley	12.000	13.150	25.150	3.150
29	414	Jack Kramer	Zenith	13.350	11.800	25.150	3.150
31	200	Ryan Dunning	Eagle Ridge	12.450	12.650	25.100	3.200
31	374	Ryan Wangler	TAGS South	12.600	12.500	25.100	3.200
31	244	Cory McFann	Hocking Valley	12.850	12.250	25.100	3.200
34	118	JJ Litster	Arete	12.400	12.650	25.050	3.250
35	195	Seth Cannon	Dynamo	12.550	12.350	24.900	3.400
36	110	Tanner West	Alamo Gym Center	12.350	12.200	24.550	3.750
36	108	Michael Graft	Aerial	12.600	11.950	24.550	3.750
36	150	Andrew Zymball	Cahoy's	12.600	11.950	24.550	3.750
39	311	Phillip Campos	Platinum Gymnastics	12.400	12.100	24.500	3.800
40	254	Connor Lewis	Integrity	12.500	11.950	24.450	3.850
41	294	Jacob Silvestri	New Hope	12.350	11.900	24.250	4.050
42	304	Luke Sturm	Orlando Metro	11.800	12.400	24.200	4.100
42	347	Matthew Fukumoto	SCATS	12.700	11.500	24.200	4.100
44	296	Alex Magsam	North Valley	11.900	11.900	23.800	4.500
45	252	Wongsai Heur	Infinite Gym	11.850	11.850	23.700	4.600
46	243	Trevor North	Hocking Valley	12.700	10.950	23.650	4.650
47	260	Jalon Staggs	Jill's Gymnastics	11.150	11.250	22.400	5.900
48	189	Anton Stephenson	DeVeau's School	10.650	11.700	22.350	5.950
49	146	Drew Burton	CTC	11.000	9.650	20.650	7.650

2010 JO Nationals Finalists

Vault Rankings

Men 12-13



Rank	Num	Name	Gym	Day1	Day2	Combined	Out
1	176	Colin Van Wicklen	Cypress Academy	15.550	15.900	31.450	0.000
2	404	Tristan Burke	WOGA	15.500	15.250	30.750	0.700
3	123	Marty Strech	Azarian Gymnastics	15.250	15.350	30.600	0.850
4	182	Hunter Justus	Cypress Academy	15.200	15.250	30.450	1.000
5	260	Jalon Staggs	Jill's Gymnastics	15.100	15.150	30.250	1.200
6	328	Jacob Barrus	Ridgewood	15.250	14.950	30.200	1.250
7	146	Drew Burton	CTC	15.100	14.850	29.950	1.500
8	101	Yul Moldauer	5280	14.900	14.950	29.850	1.600
9	296	Alex Magsam	North Valley	15.150	14.550	29.700	1.750
10	374	Ryan Wangler	TAGS South	14.400	15.000	29.400	2.050
11	311	Phillip Campos	Platinum Gymnastics	14.650	14.500	29.150	2.300
12	370	Marvin Kimble	Swiss Turners	14.600	14.500	29.100	2.350
13	298	David Ganz	OGA	14.550	14.050	28.600	2.850
13	401	Yaroslav Pochinka	WOGA	14.300	14.300	28.600	2.850
15	351	Andrew Jung	San Mateo	14.350	14.200	28.550	2.900
16	200	Ryan Dunning	Eagle Ridge	14.350	14.000	28.350	3.100
17	345	Lukas Teixeira	SALTO	14.250	14.050	28.300	3.150
18	212	Eric Klein	Giguere	14.050	14.150	28.200	3.250
19	294	Jacob Silvestri	New Hope	14.100	14.050	28.150	3.300
20	397	Fabian Deluna	WOGA	14.150	13.950	28.100	3.350
21	422	Andrew Spittler	Cobb Challengers	14.150	13.900	28.050	3.400
21	325	David Jessen	RISE	14.000	14.050	28.050	3.400
23	388	Dylan Ellsworth	USA Gym World	14.050	13.850	27.900	3.550
24	241	Mitchell Awisus	High Sierra	14.000	13.850	27.850	3.600
25	316	Alex Diab	Premier Downers	14.800	13.000	27.800	3.650
26	393	Rafael Javellana	Universal	13.600	14.150	27.750	3.700
27	109	Bobby Baker	Aerial	14.200	13.500	27.700	3.750
28	394	Jonathan Tang	Upper Merion	13.800	13.750	27.550	3.900
29	199	Willie Chavez	Eagle Ridge	14.000	13.500	27.500	3.950
30	295	Matt Whitaker	North Valley	13.950	13.500	27.450	4.000
31	254	Connor Lewis	Integrity	13.900	13.400	27.300	4.150
31	414	Jack Kramer	Zenith	13.650	13.650	27.300	4.150
33	118	JJ Litster	Arete	13.800	13.450	27.250	4.200
33	396	Uriel Chartrand	VSSG	12.650	14.600	27.250	4.200
35	242	Michael Burns	Hocking Valley	13.600	13.500	27.100	4.350
36	214	Emyre Cole	Go For It USA	14.150	12.800	26.950	4.500
37	387	Johnny Jacobson	USA Gym World	13.950	12.900	26.850	4.600
37	252	Wongsai Heur	Infinite Gym	13.600	13.250	26.850	4.600
39	304	Luke Sturm	Orlando Metro	13.550	13.250	26.800	4.650
40	302	Josh Everitt	Old Pueblo	14.200	12.500	26.700	4.750
41	306	Favian Valdez	Orlando Metro	13.400	13.250	26.650	4.800
42	130	David MacDonald	Bartlett	13.300	13.300	26.600	4.850
43	195	Seth Cannon	Dynamo	13.850	12.350	26.200	5.250
44	243	Trevor North	Hocking Valley	13.100	13.050	26.150	5.300
45	392	Marcos Gatinho	Universal	13.100	13.000	26.100	5.350
46	189	Anton Stephenson	DeVeau's School	13.500	12.550	26.050	5.400
47	324	Noah Beeman	Queen City	13.650	12.050	25.700	5.750
48	110	Tanner West	Alamo Gym Center	13.150	12.000	25.150	6.300

2010 JO Nationals Finalists

P Bars Rankings

Men 12-13

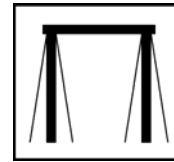


Rank	Num	Name	Gym	Day1	Day2	Combined	Out
1	325	David Jessen	RISE	14.250	14.200	28.450	0.000
2	370	Marvin Kimble	Swiss Turners	14.300	13.750	28.050	0.400
3	101	Yul Moldauer	5280	13.950	13.900	27.850	0.600
4	189	Anton Stephenson	DeVeau's School	13.850	13.950	27.800	0.650
5	182	Hunter Justus	Cypress Academy	13.950	13.650	27.600	0.850
6	254	Connor Lewis	Integrity	13.750	13.800	27.550	0.900
7	404	Tristan Burke	WOGA	13.800	13.600	27.400	1.050
8	242	Michael Burns	Hocking Valley	13.850	13.500	27.350	1.100
9	316	Alex Diab	Premier Downers	13.700	13.600	27.300	1.150
10	252	Wongsai Heur	Infinite Gym	13.800	13.400	27.200	1.250
11	362	David Eurell	Surgent's	13.450	13.650	27.100	1.350
12	406	Thomas Mistretta	West Coast	13.400	13.650	27.050	1.400
13	163	Alex Thomason	Champion Gym Acad	13.650	13.300	26.950	1.500
14	176	Colin Van Wicklen	Cypress Academy	12.900	14.000	26.900	1.550
15	109	Bobby Baker	Aerial	13.250	13.600	26.850	1.600
15	309	Colin Coates	Parkettes	13.350	13.500	26.850	1.600
15	138	Alexander Pong	Buffalo Grove	13.600	13.250	26.850	1.600
18	130	David MacDonald	Bartlett	12.850	13.950	26.800	1.650
19	324	Noah Beeman	Queen City	13.150	13.600	26.750	1.700
19	394	Jonathan Tang	Upper Merion	13.400	13.350	26.750	1.700
19	306	Favian Valdez	Orlando Metro	13.500	13.250	26.750	1.700
19	227	Nathan Goff	Gym World Central	13.500	13.250	26.750	1.700
19	118	JJ Litster	Arete	13.650	13.100	26.750	1.700
24	414	Jack Kramer	Zenith	13.500	13.200	26.700	1.750
25	374	Ryan Wangler	TAGS South	13.700	12.950	26.650	1.800
26	244	Cory McFann	Hocking Valley	13.500	13.100	26.600	1.850
27	296	Alex Magsam	North Valley	13.250	13.300	26.550	1.900
27	345	Lukas Texeira	SALTO	13.550	13.000	26.550	1.900
29	123	Marty Strech	Azarian Gymnastics	12.900	13.500	26.400	2.050
29	110	Tanner West	Alamo Gym Center	13.100	13.300	26.400	2.050
29	294	Jacob Silvestri	New Hope	13.300	13.100	26.400	2.050
29	195	Seth Cannon	Dynamo	13.300	13.100	26.400	2.050
33	311	Phillip Campos	Platinum Gymnastics	13.050	13.300	26.350	2.100
33	396	Uriel Chartrand	VSSG	13.150	13.200	26.350	2.100
35	304	Luke Sturm	Orlando Metro	13.100	13.200	26.300	2.150
36	179	Jordan King	Cypress Academy	13.400	12.850	26.250	2.200
36	372	Vitaly Kan	Swiss Turners	13.400	12.850	26.250	2.200
38	346	Jonah Urlaub	SCATS	13.550	12.550	26.100	2.350
39	243	Trevor North	Hocking Valley	13.100	12.950	26.050	2.400
39	392	Marcos Gatinho	Universal	13.450	12.600	26.050	2.400
41	315	Bailey Perez	Premier Downers	13.350	12.600	25.950	2.500
42	393	Rafael Javellana	Universal	12.850	12.900	25.750	2.700
43	200	Ryan Dunning	Eagle Ridge	13.000	12.500	25.500	2.950
44	397	Fabian Deluna	WOGA	13.000	12.450	25.450	3.000
45	328	Jacob Barrus	Ridgewood	12.700	12.500	25.200	3.250
46	401	Yaroslav Pochinka	WOGA	13.500	11.400	24.900	3.550
47	146	Drew Burton	CTC	12.500	12.300	24.800	3.650
48	260	Jalon Staggs	Jill's Gymnastics	11.350	12.750	24.100	4.350

2010 JO Nationals Finalists

H Bar Rankings

Men 12-13



Rank	Num	Name	Gym	Day1	Day2	Combined	Out
1	325	David Jessen	RISE	13.800	13.150	26.950	0.000
2	392	Marcos Gatinho	Universal	13.350	12.950	26.300	0.650
3	260	Jalon Staggs	Jill's Gymnastics	13.250	12.850	26.100	0.850
4	176	Colin Van Wicklen	Cypress Academy	12.800	13.250	26.050	0.900
5	123	Marty Strech	Azarian Gymnastics	12.500	13.000	25.500	1.450
6	242	Michael Burns	Hocking Valley	12.750	12.700	25.450	1.500
6	396	Uriel Chartrand	VSSG	12.900	12.550	25.450	1.500
8	195	Seth Cannon	Dynamo	12.550	12.700	25.250	1.700
9	345	Lukas Texeira	SALTO	12.350	12.800	25.150	1.800
10	109	Bobby Baker	Aerial	12.450	12.550	25.000	1.950
10	101	Yul Moldauer	5280	13.650	11.350	25.000	1.950
12	362	David Eurell	Surgent's	12.550	12.400	24.950	2.000
13	374	Ryan Wangler	TAGS South	12.400	12.500	24.900	2.050
13	406	Thomas Mistretta	West Coast	12.500	12.400	24.900	2.050
15	361	Michael Grimaldi	Surgent's	12.450	12.300	24.750	2.200
15	118	JJ Litster	Arete	12.500	12.250	24.750	2.200
17	227	Nathan Goff	Gym World Central	12.300	12.400	24.700	2.250
17	138	Alexander Pong	Buffalo Grove	12.350	12.350	24.700	2.250
19	394	Jonathan Tang	Upper Merion	12.300	12.300	24.600	2.350
19	135	Grant Breckenridge	Buffalo Grove	12.450	12.150	24.600	2.350
21	178	Tanner Justus	Cypress Academy	12.250	12.250	24.500	2.450
22	104	Michael Kerl	5280	12.500	11.950	24.450	2.500
23	414	Jack Kramer	Zenith	12.250	12.150	24.400	2.550
24	294	Jacob Silvestri	New Hope	12.550	11.750	24.300	2.650
24	393	Rafael Javellana	Universal	12.200	12.100	24.300	2.650
26	311	Phillip Campos	Platinum Gymnastics	13.050	11.150	24.200	2.750
26	182	Hunter Justus	Cypress Academy	11.000	13.200	24.200	2.750
26	401	Yaroslav Pochinka	WOGA	12.100	12.100	24.200	2.750
26	324	Noah Beeman	Queen City	12.250	11.950	24.200	2.750
30	397	Fabian Deluna	WOGA	12.000	12.100	24.100	2.850
30	372	Vitaly Kan	Swiss Turners	12.100	12.000	24.100	2.850
30	241	Mitchell Awisus	High Sierra	12.350	11.750	24.100	2.850
33	189	Anton Stephenson	DeVeau's School	11.950	11.950	23.900	3.050
33	130	David MacDonald	Bartlett	12.750	11.150	23.900	3.050
35	252	Wongsai Heur	Infinite Gym	12.150	11.600	23.750	3.200
36	404	Tristan Burke	WOGA	11.850	11.850	23.700	3.250
36	304	Luke Sturm	Orlando Metro	11.950	11.750	23.700	3.250
38	351	Andrew Jung	San Mateo	12.150	11.500	23.650	3.300
39	296	Alex Magsam	North Valley	11.900	11.500	23.400	3.550
40	370	Marvin Kimble	Swiss Turners	12.400	10.950	23.350	3.600
41	254	Connor Lewis	Integrity	11.600	11.700	23.300	3.650
42	243	Trevor North	Hocking Valley	12.300	10.900	23.200	3.750
43	328	Jacob Barrus	Ridgewood	11.600	11.550	23.150	3.800
44	306	Favian Valdez	Orlando Metro	10.850	12.050	22.900	4.050
45	110	Tanner West	Alamo Gym Center	11.650	11.050	22.700	4.250
46	146	Drew Burton	CTC	12.300	10.250	22.550	4.400
47	200	Ryan Dunning	Eagle Ridge	11.550	10.150	21.700	5.250
48	316	Alex Diab	Premier Downers	10.050	11.150	21.200	5.750