







# 2009 Men's National Qualifier

## Meet Results - Seniors

### Men

#### Competition II / III

Saturday, July 11

Rank	Num	Name	Gym							AA
1	86	Brandon Wynn	Ohio State	Diff: 5.900 Exec: 9.300 ND: Final: 15.200 Place: 2	4.500 7.950	7.000 8.050	6.200 9.300	5.900 9.335	5.600 8.600	<b>87.635</b> 1
2	6	Jake Bateman	Ohio State	Diff: 6.100 Exec: 8.950 ND: -0.300 Final: 14.750 Place: 7	5.000 8.300	6.100 8.550	6.600 8.350	5.600 9.400	5.700 8.950	87.200 2
3	36	Christopher Maestas	Gold Cup	Diff: 5.500 Exec: 8.750 ND: Final: 14.250 Place: 15	5.200 8.400	6.500 8.500	6.200 9.350	5.800 9.400	5.400 7.650	86.650 3
4	24	Jacob Dalton	Gym Nevada	Diff: 6.200 Exec: 8.650 ND: -0.700 Final: 14.150 Place: 18T	4.700 8.600	5.700 7.850	7.300 9.400	5.600 9.100	5.500 8.600	86.500 4
5	10	Alexy Bilozertchev	Unattached	Diff: 6.100 Exec: 8.300 ND: -0.400 Final: 14.000 Place: 22*	5.500 8.900	5.200 8.400	6.200 9.400	5.600 9.150	5.200 8.950	86.400 5
6	29	David Henderson	U.S.O.T.C.	Diff: 5.400 Exec: 8.700 ND: Final: 14.100 Place: 20	5.100 7.700	5.700 9.050	6.200 9.700	5.700 8.550	5.600 8.950	86.350 6
7	33	Matt Hicks	Colo Train Ctr	Diff: 4.900 Exec: 9.300 ND: Final: 14.200 Place: 16T	4.700 9.450	5.400 8.650	5.400 9.400	5.200 9.000	5.800 8.900	86.100 7
8	23	Derek Helsby	Penn State	Diff: 5.500 Exec: 9.000 ND: Final: 14.500 Place: 11T	5.800 8.500	6.000 8.150	5.400 9.500	5.500 8.700	5.600 8.300	85.950 8
9	56	Alexander Naddour	USA Flairs	Diff: 5.700 Exec: 9.300 ND: -0.100 Final: 14.900 Place: 6	5.800 7.600	5.100 8.750	6.200 9.300	5.600 8.150	5.500 8.550	85.450 9







# 2009 Men's National Qualifier

## Meet Results - Seniors

### Men

#### Competition II / III

Saturday, July 11

Rank	Num	Name	Gym							AA
10	26	Joshua Dixon	Stanford	Diff: 6.200	5.300	5.100	6.600	5.400	5.700	
				Exec: 9.150	7.500	8.800	9.150	8.200	8.400	
				ND: .	.	.	-0.400	.	.	
				Final: <b>15.350</b>	12.800	13.900	15.350	13.600	14.100	85.100
				Place: <b>1</b>	19T	17T	14	19	9T	10
11	74	Mel Anton Santander	Univ of Michigan	Diff: 5.300	5.400	4.800	6.200	5.500	5.300	
				Exec: 8.250	9.200	8.950	9.500	8.550	8.100	
				ND: .	.	.	.	.	.	
				Final: 13.550	14.600	13.750	15.700	14.050	13.400	85.050
				Place: 28T	4T	20T	5*	12	17	11
12	51	Edward Mesa	Universal	Diff: 5.900	5.800	5.500	6.200	5.300	5.300	
				Exec: 8.100	8.600	8.550	8.850	8.900	8.150	
				ND: -0.100	.	.	-0.100	.	.	
				Final: 13.900	14.400	14.050	14.950	14.200	13.450	84.950
				Place: 24	6T	12T	24	8T	16	12
13	19	Alex Buscaglia	Stanford	Diff: 5.900	4.200	5.600	6.400	5.200	6.100	
				Exec: 9.100	7.750	8.300	9.250	7.750	8.750	
				ND: .	.	.	.	.	.	
				Final: 15.000	11.950	13.900	15.650	12.950	<b>14.850</b>	84.300
				Place: 5	30T	17T	7T	27	<b>1</b>	13
14	3	Donothan Bailey	Azarian	Diff: 5.800	5.700	5.500	5.400	5.400	4.700	
				Exec: 8.650	8.900	8.250	9.250	8.250	8.200	
				ND: .	.	.	.	.	.	
				Final: 14.450	14.600	13.750	14.650	13.650	12.900	84.000
				Place: 13	4T	20T	31*	16T	22	14
15	39	Justin Laury	Houston Gym Acad	Diff: 5.700	5.100	6.100	6.600	5.700	5.900	
				Exec: 8.800	7.350	8.100	8.300	8.000	8.500	
				ND: -0.300	.	.	.	.	.	
				Final: 14.200	12.450	14.200	14.900	13.700	14.400	83.850
				Place: 16T	25T	9	25T	15	6	15
16	28	Tim Gentry	Stanford	Diff: 5.800	5.100	5.900	6.600	5.500	5.400	
				Exec: 7.950	6.750	9.450	9.500	6.900	8.650	
				ND: -0.200	.	.	.	.	.	
				Final: 13.550	11.850	<b>15.350</b>	16.100	12.400	14.050	83.300
				Place: 28T	33	<b>1</b>	2*	30	11T	16
17	35	Spencer Johnson	Colo Train Ctr	Diff: 5.200	4.600	5.000	6.200	4.700	5.200	
				Exec: 9.150	8.300	9.000	9.500	8.000	8.400	
				ND: .	.	.	.	.	.	
				Final: 14.350	12.900	14.000	15.700	12.700	13.600	83.250
				Place: 14	18	16	5*	29	15	17
18	11	Christian Carmona	Aerial	Diff: 5.200	4.100	5.100	5.800	4.700	4.900	
				Exec: 8.450	7.950	8.450	9.250	8.350	9.150	
				ND: .	.	.	.	.	.	
				Final: 13.650	12.050	13.550	15.050	13.050	14.050	81.400
				Place: 26	29	23T	21	26	11T	18







# 2009 Men's National Qualifier

## Meet Results - Seniors

### Men

#### Competition II / III

Saturday, July 11

Rank	Num	Name	Gym							AA
19	1	Jeremy Adams	Colo Train Ctr	Diff: 4.800 Exec: 9.000 ND: -0.300 Final: 13.500 Place: 30	4.600 7.750	4.800 8.100	6.200 9.100	4.400 9.250	4.300 8.350	80.350 19
20	41	Eli Richardson	Juergen's	Diff: 4.900 Exec: 8.400 ND: Final: 13.300 Place: 31	5.400 7.350	5.100 7.200	5.800 9.350	5.400 8.050	4.700 7.000	78.650 20
21	57	Trevor Howard	Hocking Valley	Diff: 5.700 Exec: 8.300 ND: Final: 14.000 Place: 22*	4.000 6.950	4.900 7.750	6.200 8.900 -0.100	5.400 7.800	4.700 7.800	78.300 21
22	20	Alex Gaudaur	Arizona State	Diff: 4.500 Exec: 9.100 ND: Final: 13.600 Place: 27	4.000 7.250	5.000 7.450	5.800 7.900	4.700 8.550	4.300 9.000	77.550 22
23	7	Ari Barrera	Universal	Diff: 5.000 Exec: 7.400 ND: Final: 12.400 Place: 35	5.600 6.350	5.300 7.600	5.400 8.900	5.300 6.000	5.400 6.850	75.100 23
24	27	Neil Henderson	Juergen's	Diff: 4.500 Exec: 8.100 ND: Final: 12.600 Place: 33	4.100 6.050	4.800 7.200	5.400 9.000	4.100 8.100	4.200 6.650	72.200 24
25	42	Luke Stannard	Univ of Illinois	Diff: 5.700 Exec: 9.350 ND: Final: 15.050 Place: 3*	6.400 8.900	0.000 0.000	6.200 8.900 -0.100	4.800 8.300	5.500 7.850	71.800 25
26	81	Edward Umphrey	Univ of Michigan	Diff: 5.700 Exec: 9.350 ND: Final: 15.050 Place: 3*	4.800 7.800	5.900 8.350	6.200 9.050	5.400 8.500	0.000 0.000	71.050 26
27	70	Ralph Rosso	Univ of Michigan	Diff: 5.700 Exec: 8.900 ND: Final: 14.600 Place: 10	5.200 7.550	4.900 8.350	6.600 9.050	5.100 9.100	0.000 0.000	70.450 27







# 2009 Men's National Qualifier

## Meet Results - Seniors

### Men

#### Competition II / III

Saturday, July 11

Rank	Num	Name	Gym							AA
28	45	Justin Wright	Madison	Diff: 4.600 Exec: 8.250 ND: -0.300 Final: 12.550 Place: 34	3.200 7.700	2.500 6.850	5.400 9.250	4.100 7.550	2.700 6.100	67.900 28
29	5	Riley Barclay	Arizona State	Diff: 4.500 Exec: 9.200 ND: Final: 13.700 Place: 25	5.300 6.250	4.000 7.950	0.000 0.000	4.000 8.800	4.500 7.150	61.650 29
30	43	Charles Tamayo	Mission Valley YMCA	Diff: 6.000 Exec: 8.800 ND: -0.100 Final: 14.700 Place: 8	4.100 8.350	0.000 0.000	6.600 9.500	5.100 8.550	0.000 0.000	56.900 30
31	30	Michael Heredia	Gym Nevada	Diff: 5.500 Exec: 7.650 ND: -0.400 Final: 12.750 Place: 32	4.300 7.500	4.300 7.600	6.600 7.900	1.900 3.200	0.000 0.000	56.050 31
32	32	Randall Heflin	Houston Gym Acad	Diff: 5.900 Exec: 8.900 ND: -0.300 Final: 14.500 Place: 11T	5.300 6.650	0.000 0.000	6.600 7.600	5.100 8.350	0.000 0.000	53.600 32
33	40	Sean Regan	Ohio State	Diff: 0.000 Exec: 0.000 ND: Final: 0.000 Place: 38*	4.800 7.700	5.600 8.500	0.000 0.000	5.100 7.200	4.800 8.250	51.950 33
34	17	Tyler Evans	Cal Sports	Diff: 5.300 Exec: 8.850 ND: Final: 14.150 Place: 18T	4.200 7.550	4.600 7.250	6.200 7.850	0.000 0.000	0.000 0.000	51.800 34
35	34	John Jeffries	Temple	Diff: 5.000 Exec: 6.550 ND: Final: 11.550 Place: 37	5.100 6.650	4.300 6.900	5.400 8.400	0.000 0.000	0.000 0.000	48.200 35
36	37	Kyle Oi	Stanford	Diff: 0.000 Exec: 0.000 ND: Final: 0.000 Place: 38*	5.900 7.650	6.500 8.300	6.600 7.900	0.000 0.000	0.000 0.000	42.850 36







# 2009 Men's National Qualifier

## Meet Results - Seniors

### Men

#### Competition II / III

Saturday, July 11

Rank	Num	Name	Gym	Diff:							AA
37	22	Matthew Greenfield	Penn State	5.700	0.000	0.000	6.200	0.000	5.100		
				Exec: 8.950	0.000	0.000	9.250	0.000	7.200		
				ND:							
				Final: 14.650	0.000	0.000	15.450	0.000	12.300	42.400	
				Place: 9	42*	39*	13	38*	25	37	
38	8	Josh Bradley	Arizona State	0.000	0.000	5.100	6.200	3.700	0.000		
				Exec: 0.000	0.000	6.850	9.100	7.500	0.000		
				ND:							
				Final: 0.000	0.000	11.950	15.300	11.200	0.000	38.450	
				Place: 38*	42*	33T	15*	35	31*	38	
39	94	Nyika White	International	0.000	0.000	5.800	6.600	0.000	0.000		
				Exec: 0.000	0.000	9.200	8.550	0.000	0.000		
				ND:							
				Final: 0.000	0.000	15.000	15.150	0.000	0.000	30.150	
				Place: 38*	42*	3T	19T	38*	31*	39	
40	2	Kevin Anderson	Unattached	5.700	0.000	0.000	6.200	0.000	0.000		
				Exec: 8.350	0.000	0.000	9.050	0.000	0.000		
				ND:							
				Final: 14.050	0.000	0.000	15.250	0.000	0.000	29.300	
				Place: 21	42*	39*	17*	38*	31*	40	
41	12	Joseph Hagerty*	U.S.O.T.C.	0.000	5.300	0.000	0.000	0.000	6.300		
				Exec: 0.000	9.050	0.000	0.000	0.000	8.300		
				ND:							
				Final: 0.000	14.350	0.000	0.000	0.000	14.600	28.950	
				Place: 38*	8	39*	42*	38*	4	41	
42	25	Cameron Deer	Houston Gym Acad	0.000	5.700	0.000	0.000	5.400	0.000		
				Exec: 0.000	7.900	0.000	0.000	9.400	0.000		
				ND:							
				Final: 0.000	13.600	0.000	0.000	14.800	0.000	28.400	
				Place: 38*	12T	39*	42*	4	31*	42	
43	77	Steven Spencer	Ohio State	0.000	5.800	0.000	0.000	4.800	0.000		
				Exec: 0.000	9.350	0.000	0.000	8.350	0.000		
				ND:							
				Final: 0.000	15.150	0.000	0.000	13.150	0.000	28.300	
				Place: 38*	2	39*	42*	24	31*	43	
44	44	Jeremy Waters	Apex	5.200	0.000	0.000	6.600	0.000	0.000		
				Exec: 7.200	0.000	0.000	7.550	0.000	0.000		
				ND: -0.200							
				Final: 12.200	0.000	0.000	14.150	0.000	0.000	26.350	
				Place: 36	42*	39*	37	38*	31*	44	
45	15	Andrew Elkind	U.S.O.T.C.	0.000	0.000	0.000	5.400	3.300	0.000		
				Exec: 0.000	0.000	0.000	9.350	3.600	0.000		
				ND:							
				Final: 0.000	0.000	0.000	14.750	6.900	0.000	21.650	
				Place: 38*	42*	39*	29	36	31*	45	







# 2009 Men's National Qualifier

## Meet Results - Seniors

### Men

#### Competition II / III

Saturday, July 11

Rank	Num	Name	Gym	Diff:							AA
46	58	Philip Onorato	Ohio State	0.000	0.000	0.000	6.600	0.000	0.000		
				Exec: 0.000	0.000	0.000	8.100	0.000	0.000		
				ND:							
				Final: 0.000	0.000	0.000	14.700	0.000	0.000	14.700	
				Place: 38*	42*	39*	30	38*	31*	46	
47	9	Kit Beikmann	Minnesota Gym	0.000	6.500	0.000	0.000	0.000	0.000		
				Exec: 0.000	8.150	0.000	0.000	0.000	0.000		
				ND:							
				Final: 0.000	14.650	0.000	0.000	0.000	0.000	14.650	
				Place: 38*	3	39*	42*	38*	31*	47	
48	14	Ty Echard	Ohio State	0.000	5.900	0.000	0.000	0.000	0.000		
				Exec: 0.000	8.200	0.000	0.000	0.000	0.000		
				ND:							
				Final: 0.000	14.100	0.000	0.000	0.000	0.000	14.100	
				Place: 38*	11	39*	42*	38*	31*	48	
49*	21	Christopher Graham	Houston Gym Acad	0.000	0.000	5.700	0.000	0.000	0.000		
				Exec: 0.000	0.000	8.350	0.000	0.000	0.000		
				ND:							
				Final: 0.000	0.000	14.050	0.000	0.000	0.000	14.050	
				Place: 38*	42*	12T	42*	38*	31*	49*	
49*	71	Evan Roth*	Cal Berkeley	0.000	0.000	6.700	0.000	0.000	0.000		
				Exec: 0.000	0.000	7.350	0.000	0.000	0.000		
				ND:							
				Final: 0.000	0.000	14.050	0.000	0.000	0.000	14.050	
				Place: 38*	42*	12T	42*	38*	31*	49*	
51	61	Michael Partizpanyan	Glendale YMCA	0.000	0.000	6.200	0.000	0.000	0.000		
				Exec: 0.000	0.000	7.350	0.000	0.000	0.000		
				ND:							
				Final: 0.000	0.000	13.550	0.000	0.000	0.000	13.550	
				Place: 38*	42*	23T	42*	38*	31*	51	
52	38	Colin Payne	Premier	0.000	0.000	0.000	0.000	0.000	0.000		
				Exec: 0.000	0.000	0.000	0.000	0.000	0.000		
				ND:							
				Final: 0.000	0.000	0.000	0.000	0.000	0.000	0.000	
				Place: 38*	42*	39*	42*	38*	31*	52	