







# 2011 Visa Championships - Men Day 1

## Meet Results - Seniors

### Men

#### Competition I

Wednesday, August 17, 6:30pm

Rank	Num	Name	Gym	Diff:							AA
1	41	Danell Leyva	Hilton HHonors/Univ	6.100	___	5.900	6.600	6.800	7.700		
				Exec: 8.850	___	8.550	9.250	9.400	9.200		
				ND: ___	___	___	-0.100	___	___		
				Final: 14.950	___	14.450	15.750	16.200	16.900		78.250
2	50	Steven Legendre	Univ of Oklahoma	7.000	5.200	___	7.300	6.000	6.000		
				Exec: 8.950	8.200	___	9.400	8.250	8.600		
				ND: ___	___	___	___	___	___		
				Final: 15.950	13.400	___	16.700	14.250	14.600		74.900
3T	11	Jonathan Horton	Hilton HHonors/Cyp	6.500	5.300	6.600	___	6.200	6.900		
				Exec: 8.600	7.400	8.700	___	9.250	8.900		
				ND: ___	___	___	___	___	___		
				Final: 15.100	12.700	15.300	___	15.450	15.800		74.350
3T	16	Chris Brooks	Hilton HHonors/Cyp	6.100	5.600	5.900	___	6.900	6.900		
				Exec: 8.750	8.450	8.350	___	8.800	8.600		
				ND: ___	___	___	___	___	___		
				Final: 14.850	14.050	14.250	___	15.700	15.500		74.350
5	60	John Orozco	USOTC	5.600	6.700	6.300	5.800	6.700	___		
				Exec: 8.850	7.250	8.850	9.250	8.900	___		
				ND: ___	___	___	___	___	___		
				Final: 14.450	13.950	15.150	15.050	15.600	___		74.200
6	24	Jacob Dalton	Univ of Oklahoma	7.000	4.400	___	7.300	6.200	6.100		
				Exec: 9.100	6.600	___	9.500	8.950	8.400		
				ND: ___	___	___	___	___	___		
				Final: 16.100	11.000	___	16.800	15.150	14.500		73.550
7	56	Alexander Naddour	Univ of Oklahoma	5.800	6.500	___	6.600	5.700	5.300		
				Exec: 8.450	8.900	___	8.850	9.000	8.400		
				ND: ___	___	___	-0.100	___	___		
				Final: 14.250	15.400	___	15.350	14.700	13.700		73.400
8	34	Glen Ishino	Cal Berkeley	6.000	___	5.700	6.200	5.900	6.000		
				Exec: 8.650	___	8.550	9.200	8.150	8.550		
				ND: ___	___	___	___	___	___		
				Final: 14.650	___	14.250	15.400	14.050	14.550		72.900
9	36	C.J. Maestas	Univ of Illinois	6.500	5.800	6.800	6.200	___	6.100		
				Exec: 8.450	7.750	8.050	9.000	___	8.000		
				ND: ___	___	___	___	___	___		
				Final: 14.950	13.550	14.850	15.200	___	14.100		72.650
10	51	Edward Mesa	Universal	5.700	___	5.800	6.200	5.800	6.100		
				Exec: 8.200	___	7.900	9.500	8.650	8.550		
				ND: ___	___	___	___	___	___		
				Final: 13.900	___	13.700	15.700	14.450	14.650		72.400
11	13	Bryan del Castillo	Cal Berkeley	5.800	___	5.300	6.200	5.400	6.000		
				Exec: 9.000	___	8.250	9.100	8.850	8.150		
				ND: ___	___	___	___	___	___		
				Final: 14.800	___	13.550	15.300	14.250	14.150		72.050







# 2011 Visa Championships - Men Day 1

## Meet Results - Seniors

### Men

#### Competition I

Wednesday, August 17, 6:30pm

Rank	Num	Name	Gym	Diff:							AA
12	18	Kyle Bunthuwong	Cal Berkeley	5.900	___	5.600	6.200	6.400	5.900		
				Exec: 8.750	___	8.700	9.100	8.300	6.900		
				ND: ___	___	___	___	___	___		
				Final: 14.650	___	14.300	15.300	14.700	12.800		71.750
13	86	Brandon Wynn	Ohio State	___	4.800	7.200	6.600	6.900	5.700		
				Exec: ___	7.550	8.550	8.250	7.350	9.050		
				ND: ___	___	___	-0.300	___	___		
				Final: ___	12.350	15.750	14.550	14.250	14.750		71.650
14	20	Chris Cameron	Hilton HHonors/OTC	5.700	6.100	6.100	5.800	5.800	___		
				Exec: 9.000	6.900	8.450	8.950	8.800	___		
				ND: ___	___	___	___	___	___		
				Final: 14.700	13.000	14.550	14.750	14.600	___		71.600
15	3	Donothan Bailey	Cal Berkeley	5.900	___	5.600	6.200	5.800	4.900		
				Exec: 8.850	___	8.650	9.100	8.550	8.000		
				ND: ___	___	___	___	___	___		
				Final: 14.750	___	14.250	15.300	14.350	12.900		71.550
16	15	Andrew Elkind	Hilton HHonors/OTC	5.800	5.800	5.700	5.800	6.200	___		
				Exec: 8.350	7.000	8.300	9.100	9.100	___		
				ND: ___	___	___	___	___	___		
				Final: 14.150	12.800	14.000	14.900	15.300	___		71.150
17	53	Tyler Mizoguchi	Univ of Illinois	5.800	5.700	6.000	6.600	___	5.600		
				Exec: 8.250	7.500	8.150	9.100	___	8.400		
				ND: -0.100	___	___	___	___	___		
				Final: 13.950	13.200	14.150	15.700	___	14.000		71.000
18	73	Paul Ruggeri	Univ of Illinois	6.700	4.800	5.300	6.800	___	7.100		
				Exec: 7.850	7.000	8.250	8.250	___	8.600		
				ND: ___	___	___	-0.300	___	___		
				Final: 14.550	11.800	13.550	14.750	___	15.700		70.350
19	79	Jesse Silverstein	US Gym Ctr II	5.900	5.600	5.900	___	5.500	5.300		
				Exec: 8.850	8.300	7.650	___	8.850	8.450		
				ND: ___	___	___	___	___	___		
				Final: 14.750	13.900	13.550	___	14.350	13.750		70.300
20	8	Dylan Akers	Cypress Academy	6.000	6.000	5.700	___	5.600	5.700		
				Exec: 8.350	8.700	8.000	___	8.650	7.150		
				ND: ___	___	___	___	___	___		
				Final: 14.350	14.700	13.700	___	14.250	12.850		69.850
21	42	Ryan Lieberman	Stanford	5.700	5.000	5.600	5.800	6.900	___		
				Exec: 8.350	6.200	8.650	9.250	8.350	___		
				ND: -0.300	___	___	___	___	___		
				Final: 13.750	11.200	14.250	15.050	15.250	___		69.500
22	57	Sho Nakamori	Champions Academy	6.000	5.200	5.800	___	6.200	5.900		
				Exec: 8.950	7.350	6.100	___	8.800	8.650		
				ND: ___	___	___	___	___	___		
				Final: 14.950	12.550	11.900	___	15.000	14.550		68.950







# 2011 Visa Championships - Men Day 1

## Meet Results - Seniors

### Men

#### Competition I

Wednesday, August 17, 6:30pm

Rank	Num	Name	Gym							AA
23	87	Seung Tai Lee	Ohio State	Diff: . . .	5.100	6.400	6.200	5.600	5.600	
				Exec: . . .	7.300	7.350	9.000	8.550	7.450	
				ND: . . .						
				Final: . . .	12.400	13.750	15.200	14.150	13.050	68.550
24T	14	Trevor Howard	Hocking Valley	Diff: . . .	4.600	5.200	6.600	5.500	4.700	
				Exec: . . .	7.100	7.750	9.250	9.200	8.450	
				ND: . . .						
				Final: . . .	11.700	12.950	15.850	14.700	13.150	68.350
24T	37	Joey Peters	Parkettes	Diff: . . .	5.000	5.100	6.200	5.500	5.400	
				Exec: . . .	7.300	8.050	8.800	8.600	8.400	
				ND: . . .						
				Final: . . .	12.300	13.150	15.000	14.100	13.800	68.350
26	19	Alex Buscaglia	Stanford	Diff: 6.500	4.300	6.000	6.900	5.600	. . .	
				Exec: 8.900	5.650	7.100	9.350	7.500	. . .	
				ND: . . .						
				Final: 15.400	9.950	13.100	16.250	13.100	. . .	67.800
27	69	Alexander Barrera	Universal	Diff: 5.200	. . .	5.700	6.200	5.600	5.000	
				Exec: 8.350	. . .	8.050	8.250	8.400	6.950	
				ND: -0.100	. . .					
				Final: 13.450	. . .	13.750	14.450	14.000	11.950	67.600
28	4	Presten Ellsworth	Univ of Oklahoma	Diff: 5.600	4.900	. . .	6.200	5.400	4.600	
				Exec: 7.550	8.200	. . .	9.050	8.550	7.800	
				ND: -0.300	. . .					
				Final: 12.850	13.100	. . .	15.250	13.950	12.400	67.550
29	66	Austin Phillips	Univ of Illinois	Diff: 5.400	5.100	5.200	5.400	. . .	5.700	
				Exec: 8.450	8.150	7.500	7.850	. . .	8.500	
				ND: . . .						
				Final: 13.850	13.250	12.700	13.250	. . .	14.200	67.250
30	61	Parker Raque	Penn State	Diff: 6.100	4.600	5.800	6.600	. . .	5.700	
				Exec: 8.500	6.600	7.650	9.000	. . .	6.550	
				ND: . . .						
				Final: 14.600	11.200	13.450	15.600	. . .	12.250	67.100
31	27	Christopher Stehl	Univ of Oklahoma	Diff: 5.300	5.400	. . .	5.400	5.000	4.800	
				Exec: 8.650	6.700	. . .	9.000	8.850	7.150	
				ND: . . .						
				Final: 13.950	12.100	. . .	14.400	13.850	11.950	66.250
32	63	Sean Regan	Ohio State	Diff: . . .	5.100	4.700	6.200	5.600	5.600	
				Exec: . . .	7.250	7.700	9.000	6.650	8.150	
				ND: . . .						
				Final: . . .	12.350	12.400	15.200	12.250	13.750	65.950
33	64	Miguel Pineda	Penn State	Diff: 5.500	5.200	6.000	5.800	. . .	4.800	
				Exec: 7.000	7.750	7.800	8.850	. . .	7.200	
				ND: . . .						
				Final: 12.500	12.950	13.800	14.650	. . .	12.000	65.900



